news 2009 & catalogo generale

METALGLAS
BONOMI
www.metalglas.it



news 2009

sliding tech minimal	2
ruota minimal	6
sistema rolling	10
evolution	14
PPS evolution	16
scorrevole automatico	22
nuovi telescopici	26
profili a scatto	30
balconglas	34
folding balconglas	40
serratura minima	42
controserratura	43
serratura minima lock	44
nicchia	45
serratura minima-botte	46
nicchie	47
supporti per scale	48
box doccia BX-O1	52
basi per tavoli	56
ragnetti	60
profilo balaustra	66
parete vetrocamera	72

catalogo generale

sistemi scorrevoli sliding systems Schiebetürsysteme	88
pareti scorrevoli a parcheggio sliding stacking systems Glasschiebewandsysteme	140
scorrevoli a libro sliding folding systems Glas falt Schiebewände	160
porte esterne patch fittings Ganzglasanlagen	182
house office pareti divisorie stipiti alluminio partition walls - aluminium frames Trenwand - Alu-Zargen	200
serrature locks Schlösser	242
cerniere hinges Bänder	270
maniglie doorhandles Türgriffe	284
maniglioni pullhandles Stossgriffe	292
accessori accessories Zubehör	304
pensiline in vetro glass canopy system Vordach system	310
balaustre - parapetti - scale railings - balauster posts Geländerpfosten - Geländersysteme	322
referenze references Referenzen	334

sliding tech minimal V-6000

Nel nuovo sistema scorrevole Sliding Tech Minimal V-6000 gli stopper e tutti gli elementi di fissaggio sono integrati nella guida di scorrimento, lasciando il design il più pulito ed essenziale possibile.

In the new sliding system Tech Minimal V-6000 the stoppers and all the fixing elements are integrated in the track profile, with the result of an amazingly essential and minimal design.

In unser neues Schiebetürsystem Tech Minimal V-6000, die Stopper und alle Befestigungselementen sind in die Laufschiene integriert, damit das design so essential mit Feinheit der Linie bleibt.

A vetro con asta
Glass installation
Glasmontage

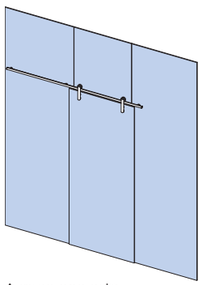

A muro con asta
Wall installation
Wandmontage

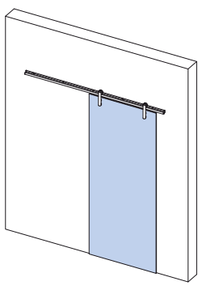

Esterno muro con asta / Duall installation / Wandmontage

1

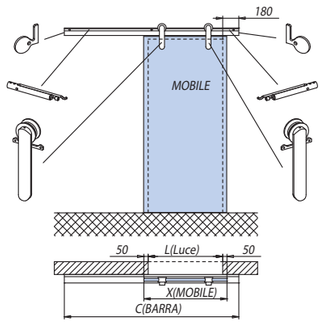

Barra Altezza centro
Y2 (BARRA) = H (LUCE) + 30 + 19

Barra Lunghezza (MINIMA)
C (BARRA) = L (LUCE) x 2 + 300 + 50 x 2

Vetro Larghezza
X (MOBILE) = L (LUCE) + 100

Vetro Altezza
Y1 (MOBILE) = H (LUCE) + 30 - 9 (ARIA)

2

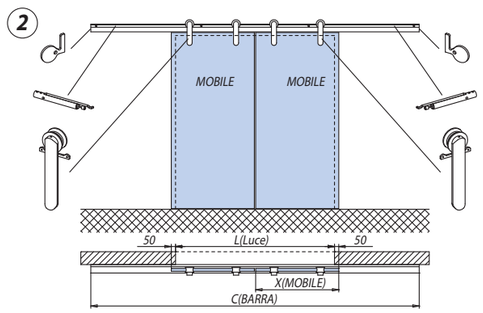

Barra Altezza Centro
Y2 (BARRA) = H (LUCE) + 30 + 19

Barra Lunghezza (MINIMA)
C (BARRA) = L (LUCE) x 2 + 250 + 50 x 2

Vetro Larghezza
X (MOBILE) = (L (LUCE) + 100) / 2

Vetro Altezza
Y1 (MOBILE) = H (LUCE) + 30 - 9 (ARIA)

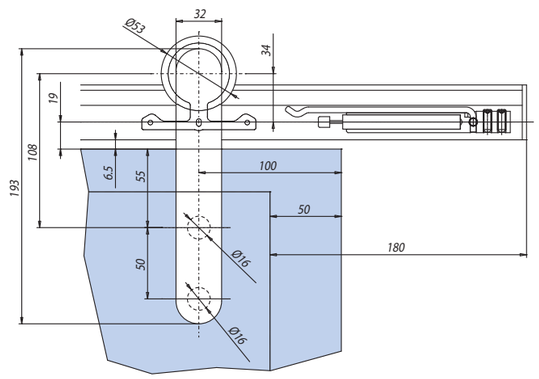

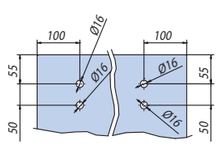

Lavorazione vetro V-6000.
Glass preparation V-6000.
Glasbearbeitung V-6000.

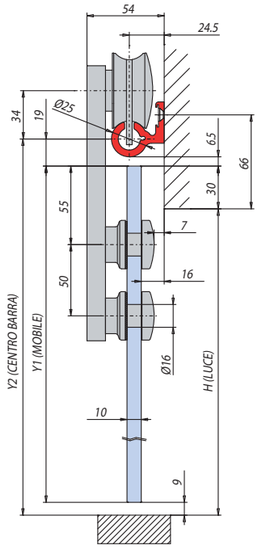

Patented

Pagine tecniche riassuntive: richiedere il Manuale tecnico.
Summary technical pages: please see our Technical Manual.
Übersichtsseiten, siehe technisches Handbuch.

Montato a vetro / Glass installation / Glasmontage

1

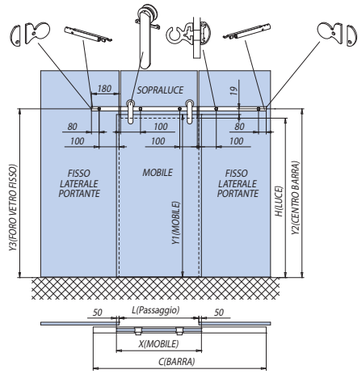

Vetro Larghezza
X (MOBILE) = L (PASSAGGIO) + 100

Vetro Altezza
Y1 (MOBILE) = H (LUCE) + 30 - 9 (ARIA)

Altezza barra / fori vetro fisso
Y2 (BARRA) = Y3 (FORO) = Y1 (MOBILE) + 21 + 9 (ARIA)

Barra Lunghezza (MINIMA)
C (BARRA) = L (PASSAGGIO) x 2 + 300 + 50 x 2

2

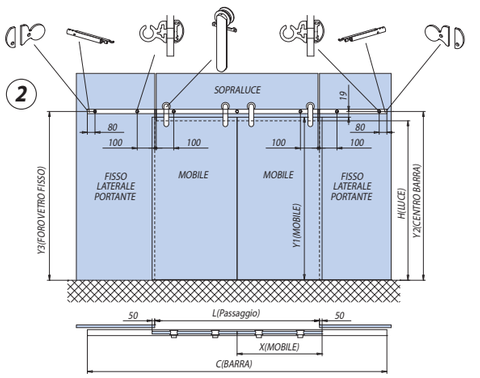

Vetro Larghezza
X (MOBILE) = (L (PASSAGGIO) + 100) / 2

Vetro Altezza
Y1 (MOBILE) = H (LUCE) + 30 - 9 (ARIA)

Altezza barra / fori vetro fisso
Y2 (BARRA) = Y3 (FORO) = Y1 (MOBILE) + 21 + 9 (ARIA)

Barra Lunghezza (MINIMA)
C (BARRA) = L (PASSAGGIO) x 2 + 250 + 50 x 2

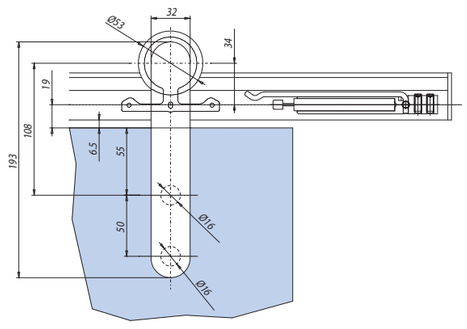

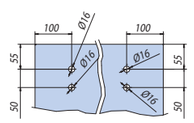

Lavorazione vetro V-6000.
Glass preparation V-6000.
Glasbearbeitung V-6000.

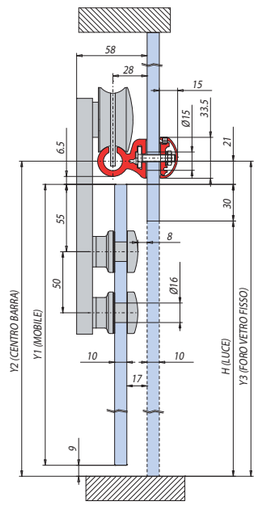

Patented

ruota minimal V-6100

Nel nuovo sistema scorrevole ruota Minimal V-6100 gli stopper e tutti gli elementi di fissaggio sono integrati nella guida di scorrimento, lasciando il design il più pulito ed essenziale possibile.

In the new sliding roller Minimal V-6100 the stoppers and all the fixing elements are integrated in the track profile, with the result of an amazingly essential and minimal design.

In unser neues Schiebetür Rollen Minimal V-6100, die Stopper und alle Befestigungselementen sind in die Laufschiene integriert, damit das design so essential mit Feinheit der Linie bleibt.

nuovo ND design
Patented

Ruota minimal V-6100
a muro vetro esterno
Wall installation
Wandmontage

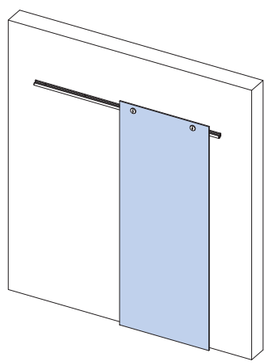

Esterno muro solo ruota / Wall installation / Wandmontage

V-6100 set 1

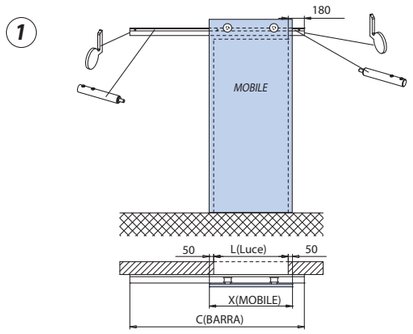



Barra Altezza centro
Y2 (BARRA) = H (LUCE) + 50

Barra Lunghezza (MINIMA)
C (BARRA) = L (LUCE) x 2 + 300 + 50 x 2

Vetro Larghezza
X (MOBILE) = L (LUCE) + 100

Vetro Altezza
Y1 (MOBILE) = H (LUCE) + 50 + 34 + (100) - 9

V-6100 set 2

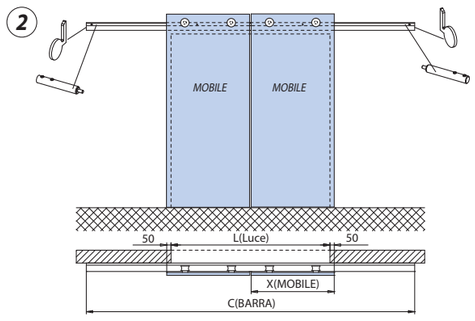

Barra Altezza Centro
Y2 (BARRA) = H (LUCE) + 50

Barra Lunghezza (MINIMA)
C (BARRA) = L (LUCE) x 2 + 250 + 50 x 2

Vetro Larghezza
X (MOBILE) = (L (LUCE) + 100) / 2

Vetro Altezza
Y1 (MOBILE) = H (LUCE) + 50 + 34 + (100) - 9

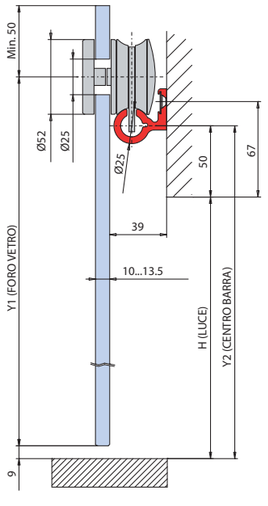

Lavorazione vetro V-6100.
Glass preparation V-6100.
Glasbearbeitung V-6100.

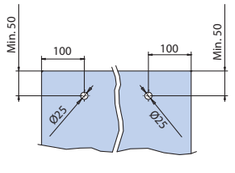

Patented

Pagine tecniche riassuntive: richiedere il Manuale tecnico.
Summary technical pages: please see our Technical Manual.
Übersichtsseiten, siehe technisches Handbuch.

A soffitto solo ruota / Ceiling installation / Deckenmontage

V-6100 set 5

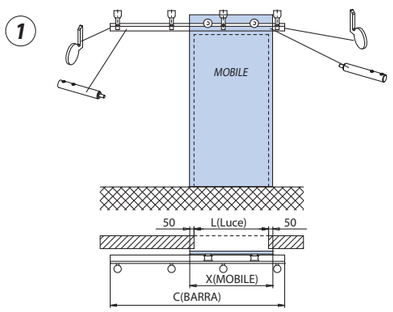

Barra Altezza centro
Y2 (BARRA) = H (LUCE) - 91

Barra Lunghezza (MINIMA)
C (BARRA) = L (LUCE) x 2 + 300 + 50 x 2

Vetro Larghezza
X (MOBILE) = L (LUCE) + 100

Vetro Altezza
Y1 (MOBILE) = H (LUCE) - 7 - 9

V-6100 set 6

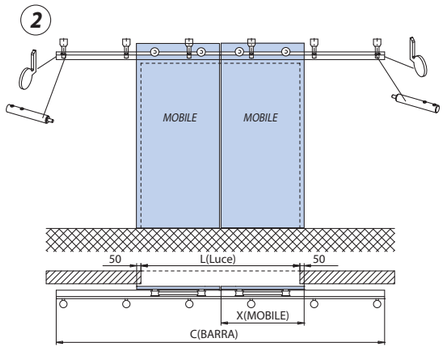

Barra Altezza centro
Y2 (BARRA) = H (LUCE) - 91

Barra Lunghezza (MINIMA)
C (BARRA) = L (LUCE) x 2 + 250 + 50 x 2

Vetro Larghezza
X (MOBILE) = (L (LUCE) + 100) / 2

Vetro Altezza
Y1 (MOBILE) = H (LUCE) - 7 - 9

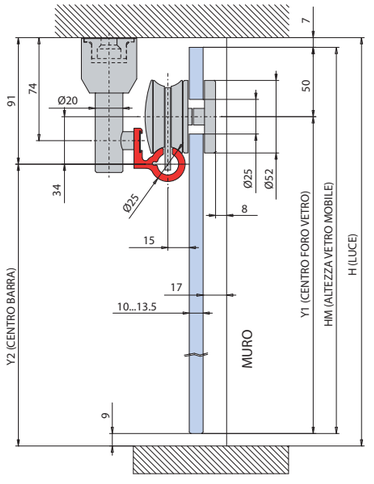

Lavorazione vetro V-6100.
Glass preparation V-6100.
Glasbearbeitung V-6100.

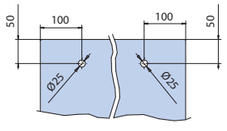

Patented

sistema rolling R-1000

Rolling Center



Nuovo sistema scorrevole con ruote a terra e guida a pavimento.
- montaggio a parete o a soffitto
- possibilità di avere 1 o 2 vie
- spessore vetro da 10 a13,5 mm

New sliding system with visible rollers running on the floor guide.
- wall or ceiling installation
- available 1 or 2 ways
- glass thickness from 10 to 13,5 mm

Available with 1 or 2 ways.

Neues Schiebetürsystem mit frei sichtbaren Rollen am Boden und Bodenführung.
- Wand-, Deckenmontage
- Lieferbar 1 bzw 2 läufig
- Glasdicke von 10 bis 13,5 mm

R-1000 set 1

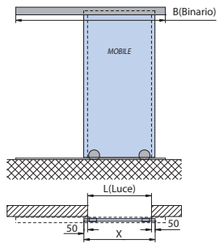

R-1000 set 2

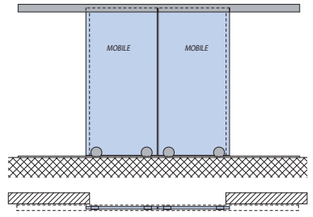

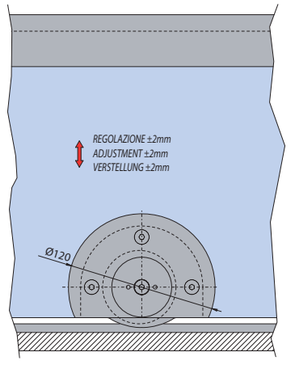

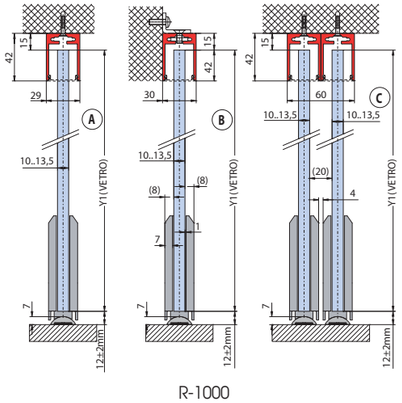

R-1000

MONTAGGIO A PARETE O A SOFFITTO
CEILING OR WALL INSTALLATION
DECKEN-BZW WANDMONTAGE

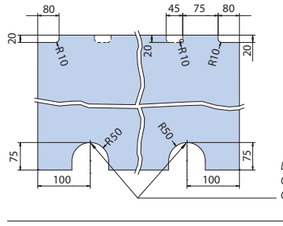

LAVORAZIONE VETRO R-1000
GLASS PREPARATION R-1000
GLASBEARBEITUNG R-1000

Rolling Center R-1000



POSSIBILITA' DI BLOCCARE UN' ANTA RENDENDOLA FISSA TRAMITE GLI STOPPER
WITH THE HELP OF THE STOPPERS THE MOBILE PANEL CAN BE CONVERTED INTO A FIXED SIDE PANEL
MIT HILFE DES STOPPERS KANN DIE BEWEGLICHE GLASTAFEL IN EIN FESTSTEHENDES SEITENTEIL UMGEWANDELT

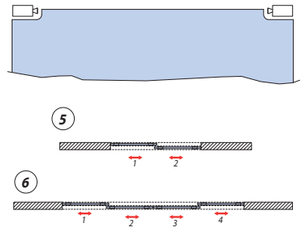

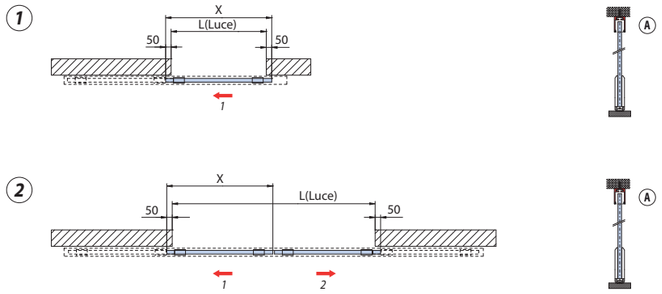

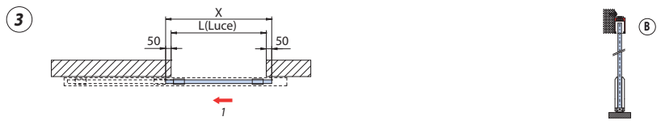

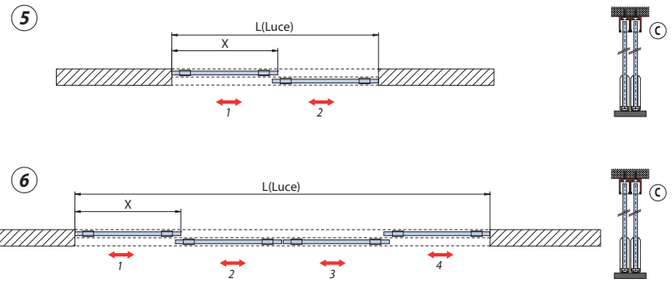

Pagine tecniche riassuntive: richiedere il Manuale tecnico.
Summary technical pages: please see our Technical Manual.
Übersichtsseiten, siehe technisches Handbuch.

Ruote varie / Rollers / Laufrollen

R-2015

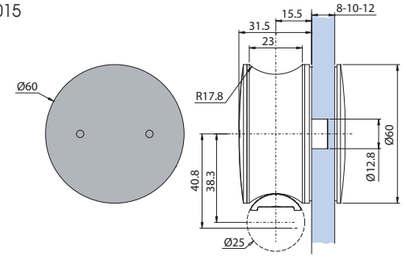

Ruota Ø 60 - con gola per tondo Ø 25 e guida a pavimento
Sliding roller Ø 60 - for tubular track Ø 25 or floor guide profile
Laufrolle Ø 60 - für Laufschiene Ø 25 oder für Bodenführung

R-2025

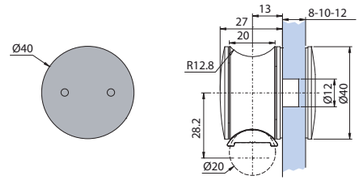

Ruota Ø 40 - con gola per tondo Ø 20 e guida a pavimento
Sliding roller Ø 40 - for tubular track Ø 20 or floor guide profile
Laufrolle Ø 40 - für Laufschiene Ø 20 oder für Bodenführung

R-2035

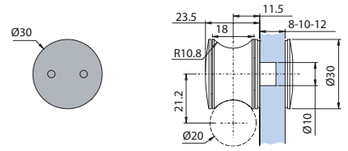

Ruota Ø 30 - con gola per tondo Ø 20
Sliding roller Ø 30 - for tubular track Ø 20
Laufrolle Ø 30 - für Laufschiene Ø 20



evolution V-5100





Nuovo sistema scorrevole in alluminio anodizzato, versatile e completo nelle sue caratteristiche:
- dimensioni ridotte 55x45 mm
- portata 120 kg per anta
- montaggio a parete, soffitto o su vetro
- nessuna lavorazione del vetro necessaria
- standard per spessore vetro 8 – 10 mm o per spessore vetro 12 – 12,7 - 13,5 mm tramite gli appositi spessori optional
- possibilità di regolazione dell'anta montata tramite i carrelli di +/- 5 mm

New sliding system in anodised aluminium complete with the following technical features:
- minimal dimensions 55x45 mm
- load capacity 120 kg
- wall, ceiling or glass installation
- no glass preparation
- standard for glass thickness 8 – 10 mm and for 12 – 12,7 – 13,5 mm with the optional spacers
- height adjustment facility after installation +/- 5 mm

Neues Schiebetürsystem aus Aluminium mit folgenden technischen Merkmalen:
- Minimale Laufschienenabmessung von nur 55x45 mm
- Flügelgewicht bis 120 kg
- Wand-, Decken- bzw. Glasmontage
- keine Glasbearbeitung
- standard für Glasdicke 8 – 10 mm, oder für 12–12,7 – 13,6 mm mit optionale Distanzscheiben
- Nachträgliche Höhenverstellung von +/- 5 mm

V-5100

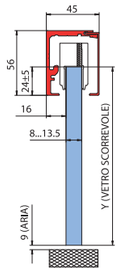

V-5103

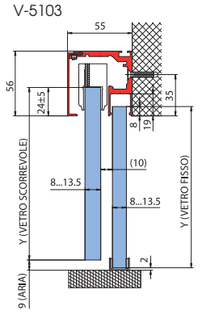

VERSIONE STRUTTURALE CON 1 VETRO MOBILE
STRUCTURAL VERSION WITH ONE SLIDING DOOR
GLASANLAGE MIT SCHIEBETÜR EVOLUTION

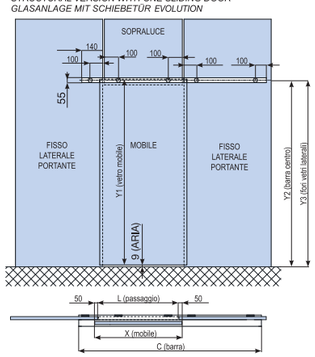

V-5100 set 3

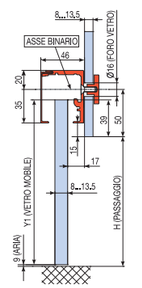

PPS evolution

porta parete scorrevole

PPS è il nuovo innovativo programma di Profili e Accessori Metalglas che permette la realizzazione di Pareti divisorie in vetro integrate con porte scorrevoli o porte battenti.

PPS is the new Metalglas Profiles and Accessories program, which allow the realisation of partition wall integrated with sliding or pivoting doors.

PPS das neue Profil- und Zubehörprogramm von Metalglas. In diesem Programm sind die Trennwände mit den Dreh- und Schiebetüren in einem einzigen System zusammengefasst.

P1 Porta - Pivot door - Drehtür

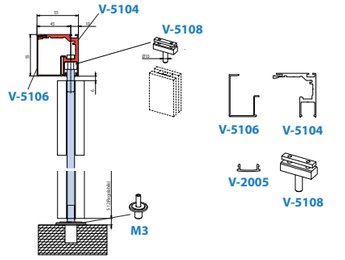

P2 Parete - Partition wall - Trennwand

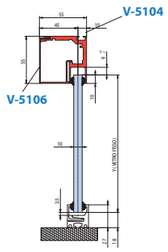

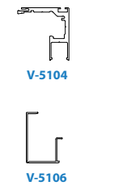

S3 Scorrevole - Sliding door - Schiebetür

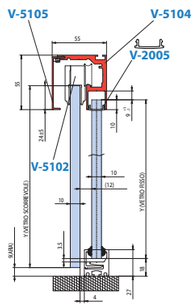

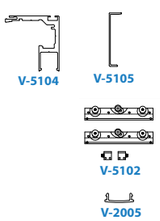

PPS offre la più ampia libertà di progettazione per creare nuovi ambienti di lavoro e organizzarli a seconda delle proprie esigenze.

PPS allows you ample freedom to plan and create new working environment, tailor-made to your own requirements.

PPS bietet weitgehende Planungsfreiheit zur Schaffung von neuen Arbeitsumgebunden, die je nach den eigenen Bedürfnissen gestaltet werden können.

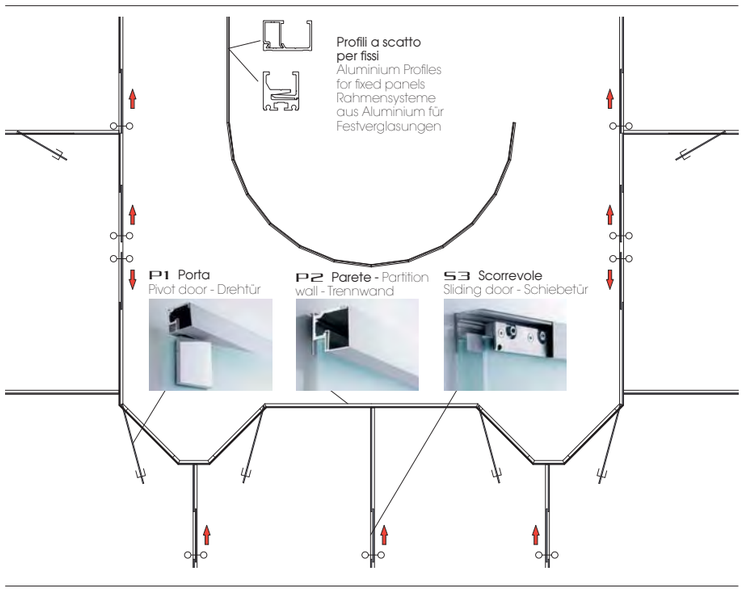

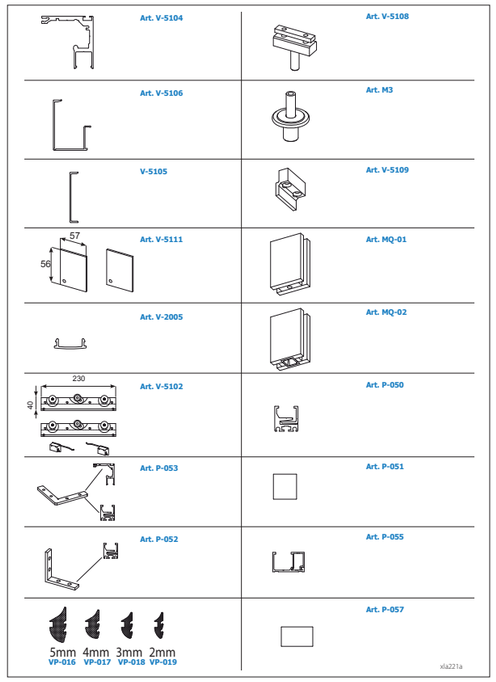

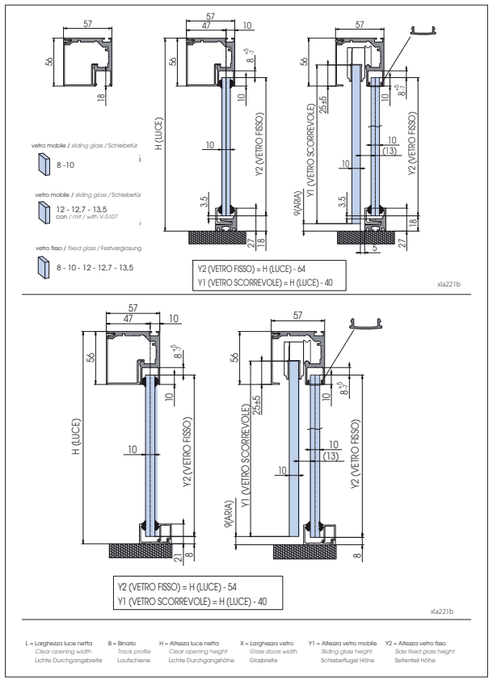

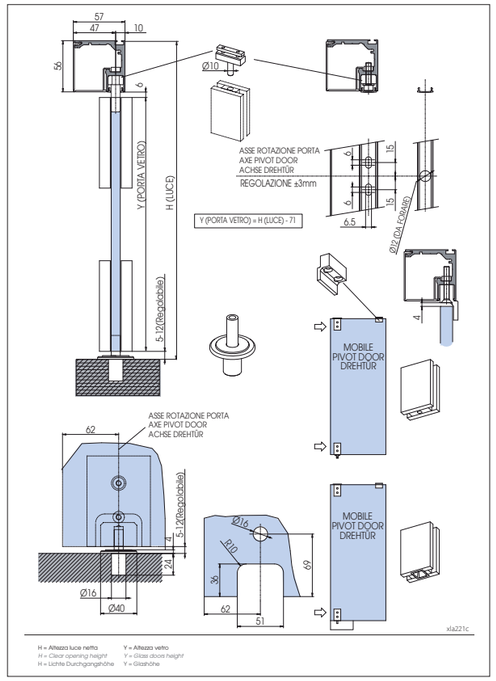

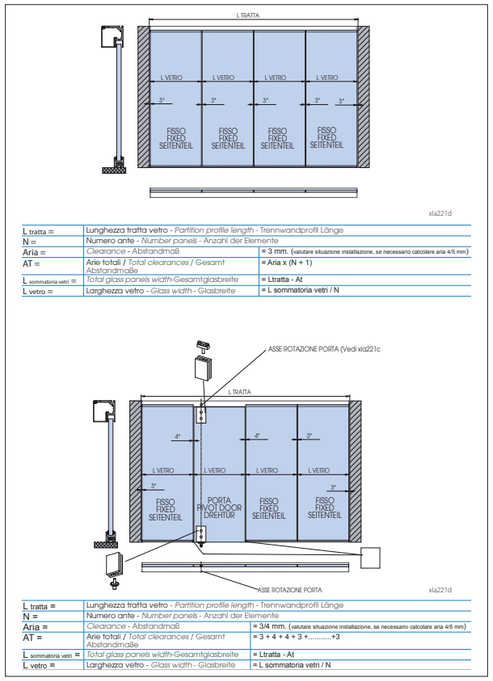

L tratta =	Lunghezza tratta vetro - *Partition profile length* - Trennwandprofil Länge	
N =	Numero ante - *Number panels* - Anzahl der Elemente	
Aria =	*Clearance* - Abstandmaß	= 3 mm. (valutare situazione installazione, se necessario calcolare aria 4/5 mm)
AT =	Arie totali / *Total clearances* / Gesamt Abstandmaße	= Aria x (N + 1)
L sommatoria vetri =	*Total glass panels width*-Gesamtglasbreite	= Ltratta - At
L vetro =	Larghezza vetro - *Glass width* - Glasbreite	= L sommatoria vetri / N

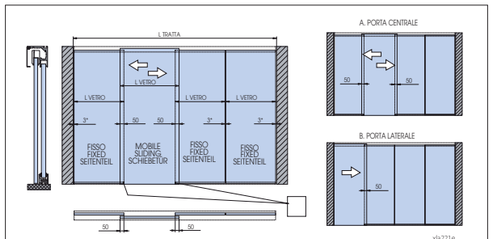

L tratta =	Lunghezza tratta vetro - *Partition profile length* - Trennwandprofil Länge	
N =	Numero ante - *Number panels* - Anzahl der Elemente	
Aria =	*Clearance* - Abstandmaß	= 3 mm. (valutare situazione installazione, se necessario calcolare aria 4/5 mm)
AT =	Arie totali / *Total clearances* / Gesamt Abstandmaße	= Aria x (N + 1)
L sommatoria vetri =	*Total glass panels width*-Gesamtglasbreite	= Ltratta - At + 100 (per porta centrale / for central door / für mittige Tür) = Ltratta - At + 50 (per porta laterale / for lateral door / für seitliche Tür)
L vetro =	Larghezza vetro - *Glass width* - Glasbreite	= L sommatoria vetri / N



L tratta =	Lunghezza tratta vetro - *Partition profile length* - Trennwandprofil Länge	
N =	Numero ante - *Number panels* - Anzahl der Elemente	
Aria =	*Clearance* - Abstandmaß	= 3 mm. (valutare situazione installazione, se necessario calcolare aria 4/5 mm)
AT =	Arie totali / *Total clearances* / Gesamt Abstandmaße	= Aria x (N + 1)
L sommatoria vetri =	*Total glass panels width*-Gesamtglasbreite	= Ltratta - At + 100
L vetro =	Larghezza vetro - *Glass width* - Glasbreite	= L sommatoria vetri / N

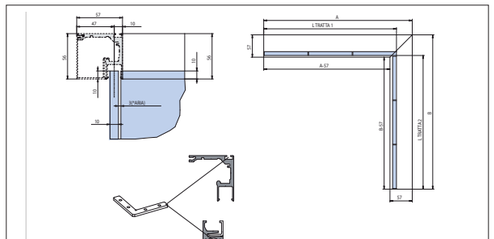

Sv =	Spessore vetro - *Glass thickness* -Glasdicke	
N =	Numero ante - *Number panels* - Anzahl der Elemente	
Aria =	*Clearance* - Abstandmaß	= 3 mm. (valutare situazione installazione, se necessario calcolare aria 4/5 mm)
L tratta1 =	Lunghezza tratta vetro 1 *Partition profile 1 length* - Trennwandprofil 1 Länge	= A - 47 + (Sv/2) + Aria
L tratta2 =	Lunghezza tratta vetro 2 *Partition profile 2 length* - Trennwandprofil 2 Länge	= B - 47 - (Sv/2)

Sv =	Spessore vetro - *Glass thickness* -Glasdicke	
N =	Numero ante - *Number panels* - Anzahl der Elemente	
Aria =	*Clearance* - Abstandmaß	= 3 mm. (valutare situazione installazione, se necessario calcolare aria 4/5 mm)
Lt =	Lunghezza tratta vetro *Partition profile length* - Trennwandprofil Länge	= C + 2

CALCOLO ANTE VETRI LATO A - CALCULATION GLASS SIDE A - BERECHNUNG FÜR GLAS SEITE A	
Sv =	10
N =	8
Aria =	3/4 mm. (valutare situazione installazione, se necessario calcolare aria 4/5 mm)
L tratta A =	A - 47 + (Sv/2) + Aria = 6644 - 47 + 5 + 3 = 6605
At =	3 + 4 + 4 + 3 + 3 + 3 + 3 + 3 + 3 = 29
L sommatoria vetri =	Lt - At = 6605 - 29 = 6576
L vetro =	L sommatoria vetri / N = 6576 / 8 = 822
Ar =	3 + 822 + 4 + 822 = 891
Verifica / Ex. =	3 + 822 + 4 + 822 + 4 + 822 + 3 + 822 + 3 + 822 + 3 + 822 + 3 + 822 + 3 + 822 + 47 - 5 = 6644

CALCOLO ANTE VETRI LATO B - CALCULATION GLASS SIDE B - BERECHNUNG FÜR GLAS SEITE B	
Sv =	10
N =	4
Aria =	3/4 mm. (valutare situazione installazione, se necessario calcolare aria 4/5 mm)
L tratta B =	B - 45 + (Sv/2) + Aria = 3467 - 47 - 5 + 3 = 3415
At =	Aria x (N + 1) = 3 x (4 + 1) = 15
L sommatoria vetri =	Lt - At + 100 = 3415 - 15 + 100 = 3500
L vetro =	L sommatoria vetri / N = 3500 / 4 = 875
Verifica / Ex. =	3 + 875 + 3 + 875 + 3 + 875 + 3 + 875 + 3 - 100 + 47 + 5 = 3467

CALCOLO ANTE VETRI LATO C - CALCULATION GLASS SIDE C - BERECHNUNG FÜR GLAS SEITE C	
Sv =	10
N =	4
Aria =	3/4 mm. (valutare situazione installazione, se necessario calcolare aria 4/5 mm)
L tratta C =	C + 2 = 3410 + 2 = 3412
At =	Aria x (N + 1) = 3 x (4 + 1) = 15
L sommatoria vetri =	Lt - At + 100 = 3412 - 15 + 100 = 3497
L vetro =	L sommatoria vetri / N = 3497 / 4 = 874,25 = - 874
Verifica / Ex. =	3 + 874 + 3 + 874 + 3 + 874 + 3 + 874 + 3 - 100 - 2 = 3409 (OK)

Sv =	Spessore vetro - *Glass thickness* - Glasdicke	Aria =	Clearance-Abstandmaß
N =	Numero ante - *Number panels* - Anzahl der Elemente	L sommatoria vetri =	*Total glass panels width* - Gesamtglasbreite
L tratta =	Lunghezza tratta vetro *Partition profile length* - Trennwandprofil Länge	Ar =	Asse rotazione porta *Axe pivot door* - Achse Drehtür
At =	Arie totali - *Total clearances* - Gesamt Abstandmaße	L vetro	

Pagine tecniche riassuntive: richiedere il Manuale tecnico.
Summary technical pages: please see our Technical Manual.
Übersichtsseiten, siehe technisches Handbuch.

scorrevole automatico A-2000

Automatic sliding doors
Automatic Schiebetüranlagen

Soluzione per porte pedonali scorrevoli interne ad uso residenziale.
La semplicità di montaggio e la versatilità nelle sue applicazioni, rendono A-2000 un'automazione di larghissima diffusione.
Possibilità di diversi sistemi di comando con pulsanti, radar e altro contatto.

Solution for residential interior sliding pedestrian doors it ease of installation and versatility of applications make A-2000 a very popular choice.
Several control systems with pushbuttons, radars and other contacts may be used.

Die einfache Montage und vielseitige Anwendung machen A-2000 zu einer weit verbreiteten Automatiktür.
Das spezielle Beschlagsystem ermöglicht eine schnelle montage. Verschiedene Ansteuerungsmöglichkeiten über Schalter, Bewegungsmelder und andere Kontakte.

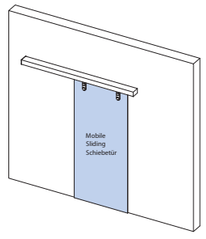

Montato a muro.
Wall installation.
Wandmontage.

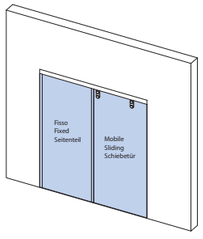

Montato a muro con vetro fisso.
Wall installation with glass fixed side panel.
Wandmontage mit Seitenteil.

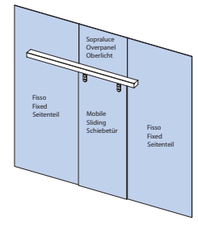

Montato a vetro.
Glass installation.
Glasmontage.

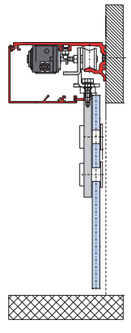

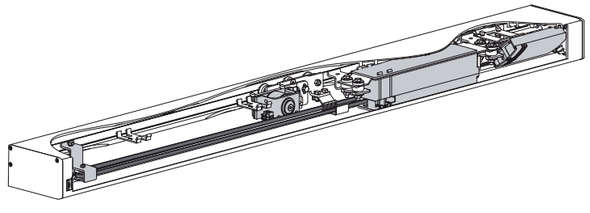

scorrevole automatico A-2000

Note importanti / Technical features / Haupteigenschaften

Min. 800
Max. 1200

Max. 60Kg
(Portata motore)

- Regolazione carrello in altezza 6 mm.
- Disassamento tra asse ruote e asse vetro: massimo consentito 10 mm.
- Sistema con 1 anta mobile.
- Trolleys height adjustment 6 mm.
- Distance axe trollers - axe glass max 10 mm.
- Automation set for single wing sliding door.
- Laufwagen Höhe Verstellung 6 mm.
- Abstand zwischen Achse Laufwagen und Achse Glas max 10 mm.
- Bausatz für 1-flügelig Schiebetür.

Min. 500/500
Max. 800/800

Max. 40+40Kg
(Portata motore)

- Sistema con 2 ante mobili.
- Automation set for dual wing sliding door.
- Bausatz für 2-flügelige Schibetür.

- Lunghezza binario minimo = 1650 mm (Per spazio componenti)
- Minimum track profile length = 1650 mm.
- Minimale Laufschiene Länge = 1650 mm.

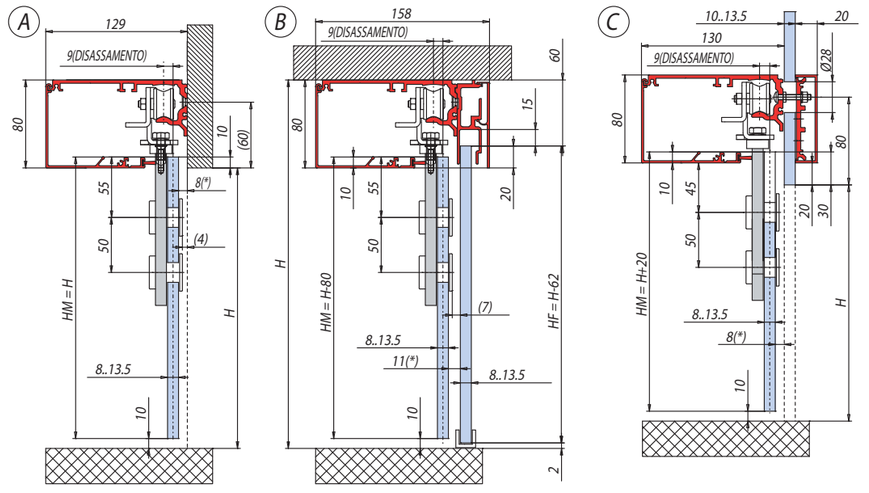

Normativa sulla sicurezza:
distanza massima tra vetro mobile e muro/vetro fisso: 8 mm, se necessario usare un profilino per diminuire la distanza.
Security note:
max distance beetween sliding glass and fixed glass or wall: 8 mm.
Sichereits:
max Abstand zwischen Schiebetür und Seitenteil bzw Wand: 8 mm.

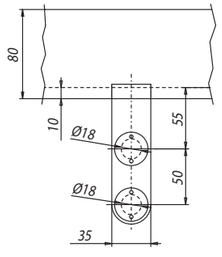

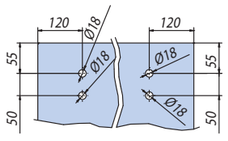

Lavorazione vetro.
Glass preparation.
Glasbearbeitung.

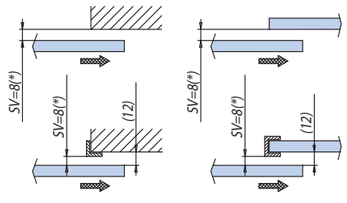

Pagine tecniche riassuntive: richiedere il Manuale tecnico.
Summary technical pages: please see our Technical Manual.
Übersichtsseiten, siehe technisches Handbuch.

A-2000 set 1
Scorrevole ad una anta esterno muro
Sliding door along the wall
Schiebetür vor dem Mauerwerk

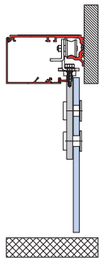

LT= PLx2+200
LM= PL+100
HM= H

N°1 Vetro Mobile da
.....(LM) * .....(HM)

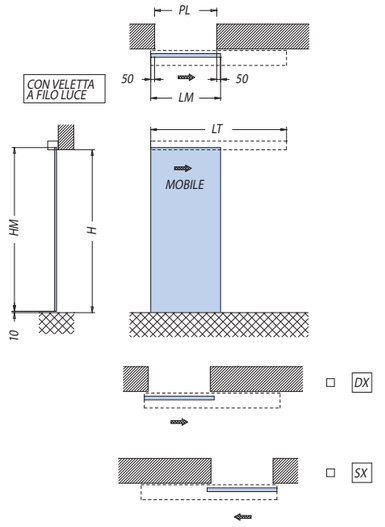

A-2000 set 2
Scorrevole a due ante mobili esterno muro
2 sliding doors along the wall
2 Schiebetür vor dem Mauerwerk

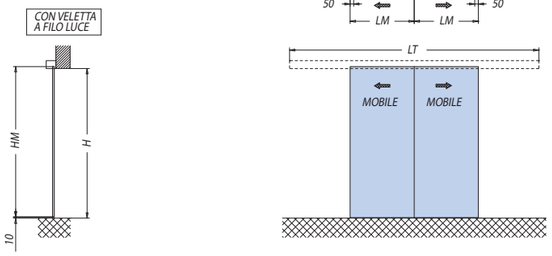

LT= PLx2+150
LM= (PL+100)/2
HM= H

N°2 Vetri Mobile da
.....(LM) * .....(HM)

A-2000 set 3
versione a vetro
Sliding door glass installation
Schiebetür Glasmontage

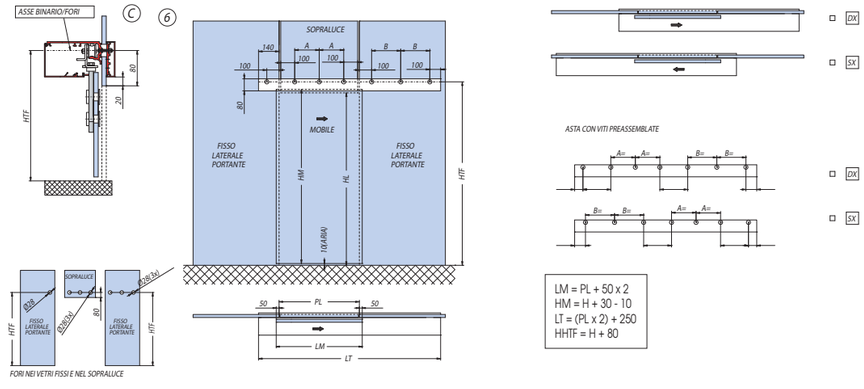

LM = PL + 50 x 2
HM = H + 30 - 10
LT = (PL x 2) + 250
HHTF = H + 80

PL = Larghezza Passaggio Luce
H = Altezza Passaggio Luce
LT = Lunghezza trave binario (compresi i tappi)

LM = Larghezza Vetro Mobile
LF = Larghezza Vetro Fisso
HM = Altezza Vetro Mobile

HF = Altezza Vetro Fisso
HTF = Altezza Fori Vetro Fisso
NB: Tutte le misure sono da intendersi in mm

nuovi telescopici

Easy 3 vie V-13OO - Easy 4 vie V-14OO - Nuovi scorrevoli telescopici
Easy 3 ways V-13OO - Easy 4 ways V-14OO - New telescopical sliding systems
Easy 3 läufig V-13OO - Easy 4 läufig V-14OO - Neue Teleskopische Schiebetürsysteme

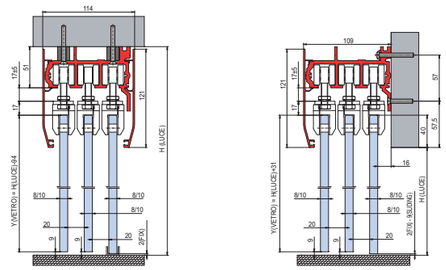

Easy 3 vie V- 1300
Easy 3 ways V-1300
Easy 3 läufig V-1300

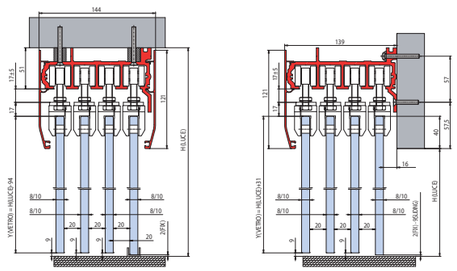

Easy 4 vie V- 1400
Easy 4 ways V-1400
Easy 4 läufig V-1400

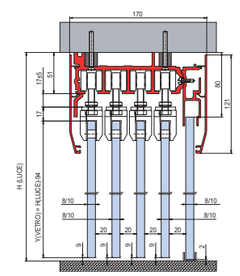

Easy 4 vie V- 1400
con profilo per fisso V-1104
Easy 4 ways V-1400
with profile for fixed panel V-1104
Easy 4 läufig V-1400
mit Profil für Seitenteil V-1104

V-1300
Montaggio a soffitto o a parete
Ceiling or wall installation
Decken-bzw Wandmontage

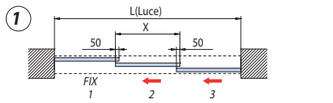

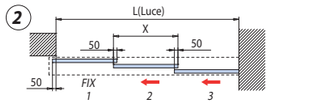

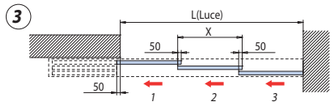

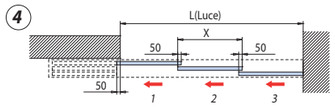

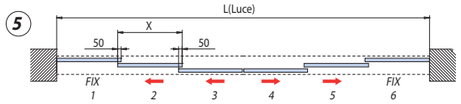

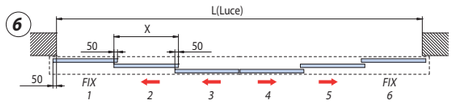

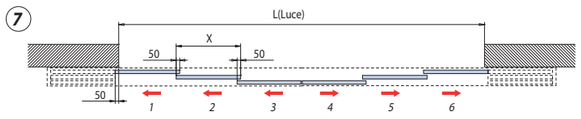

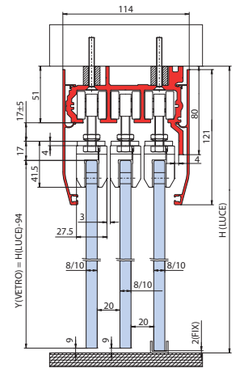

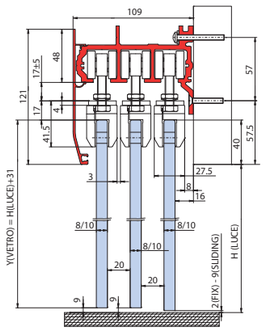

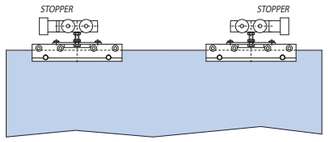

POSSIBILITÀ DI BLOCCARE UN' ANTA RENDENDOLA FISSA TRAMITE GLI STOPPER
WITH THE HELP OF THE STOPPERS THE MOBILE PANEL CAN BE CONVERTED INTO A FIXED SIDE PANEL
MIT HILFE DES STOPPERS KANN DIE BEWEGLICHE GLASTAFEL IN EIN FESTSTEHENDES SEITENTEIL UMGEWANDELT

V-1400
Montaggio a soffitto o a parete
Ceiling or wall installation
Decken-bzw Wandmontage

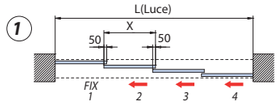

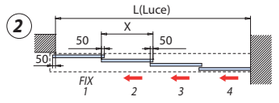

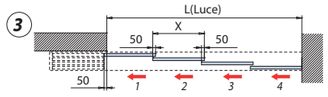

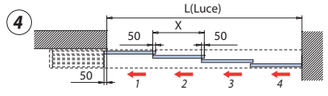

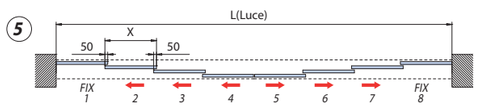

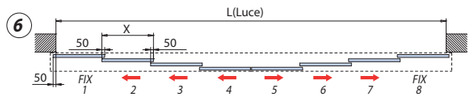

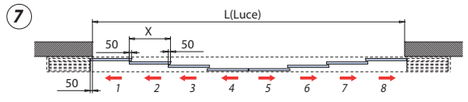

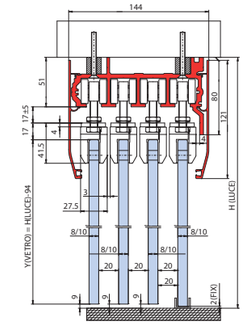

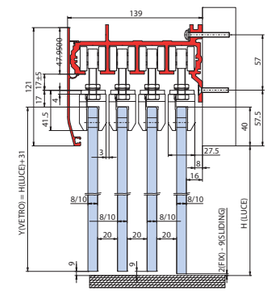

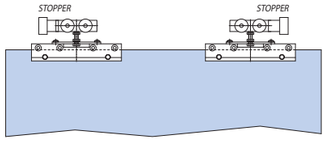

POSSIBILITÀ DI BLOCCARE UN' ANTA RENDENDOLA FISSA TRAMITE GLI STOPPER
WITH THE HELP OF THE STOPPERS THE MOBILE PANEL CAN BE CONVERTED INTO A FIXED SIDE PANEL
MIT HILFE DES STOPPERS KANN DIE BEWEGLICHE GLASTAFEL IN EIN FESTSTEHENDES SEITENTEIL UMGEWANDELT

V-1400 con V-1104 Montaggio a soffitto
V-1400 with V-1104 Ceiling installation
V-1400 mit V-1104 Decken-Montage

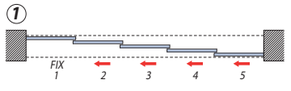

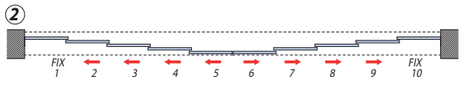

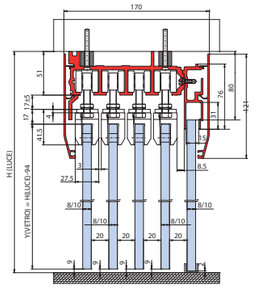

profili a scatto

Profili a scatto per fissi
Profiles for fixed panels
Rahmensysteme für Festverglasungen



Nuovo programma di profili a scatto P-050 e P-055 Metalglas per il fissaggio dei vetri fissi.

New program of clips profiles P-050 and P-055 from Metalglas for the installation of fixed panels.

P-050 und P-055 die neue Rahmensysteme von Metalglas für Fixglaselemente.

P-050

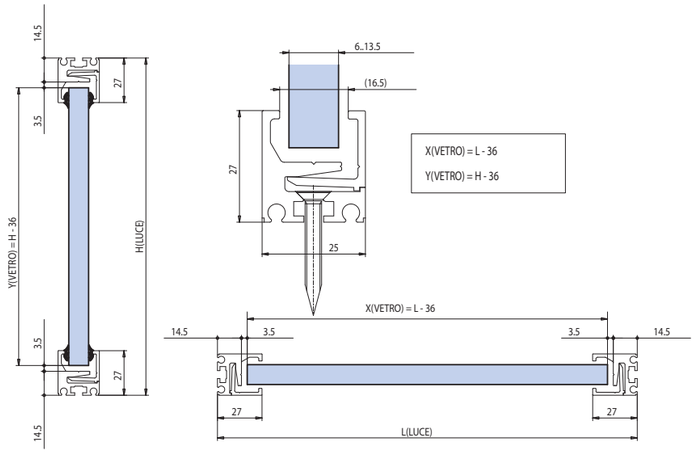



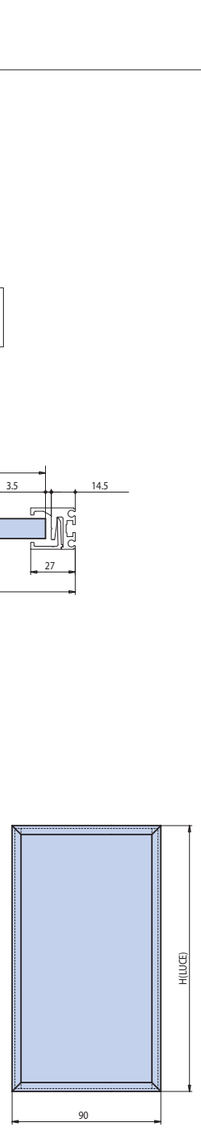

Esempio utilizzo vari spessori vetro con differenti guarnizioni
Ex. use of different glass thickness with different gaskets
Beispiel verwendung verschiedene Glasstärke mit Dichtungen im Programm

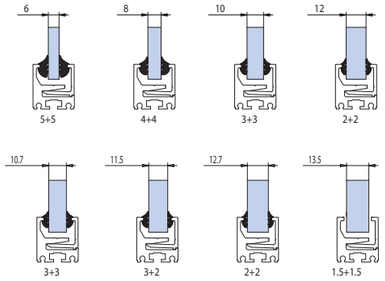

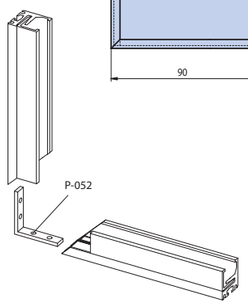

P-055

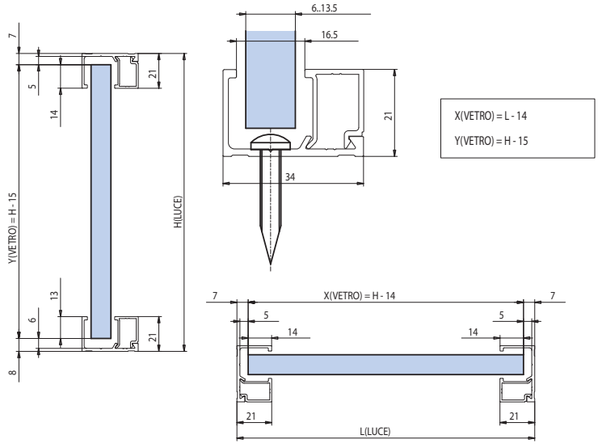



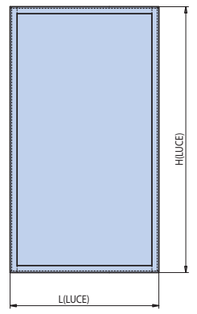

Esempio utilizzo vari spessori vetro con differenti guarnizioni
Ex. use of different glass thickness with different gaskets
Beispiel verwendung verschiedene Glasstärke mit Dichtungen im Programm

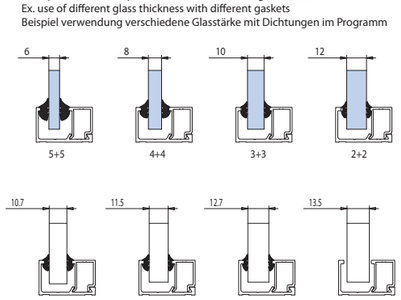

P-056 PROFILO DI CHIUSURA DA PREMONTARE PER ANGOLO

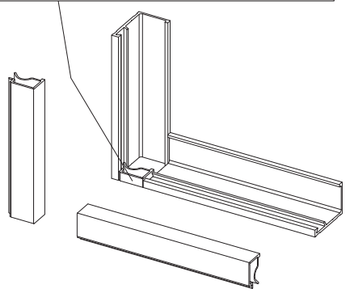

balconglas

Sistema a pannelli mobili in vetro impacchettabili.
Con "Balconglas" tuttavetro godrete di:
panoramicità
protezione pioggia/vento
risparmio energetico
facile manovra
veloce pulizia

Systems of packable mobile glass panels
Thanks to all glass balconglas you can enjoy:
landscape viewing
protection against rain/wind
energy saving
easy handling
quick cleaning

Mobile Glaspaneele
mit Falttürsystem.
Mit Balconglas ganzglas geniessen sie :
Panoramablick
Wetter-und Windschutz
Energieersparnis
Bequeme Handhabung
Schnelle Reinigung

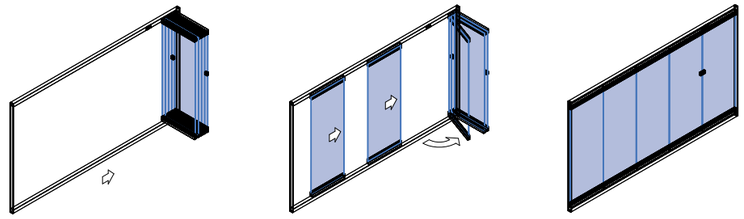

Le vetrate comprendono un primo pannello adibito a normale porta di servizio con relativa maniglia di chiusura e una serie di pannelli mobili liberi che scorrono in due robuste guide fissate a soffitto e a terra.

The glass windows are composed of a first panel used as normal door, complete with relative closing handle, and of a series of free mobile panels, sliding in two strong guides fixed on the ceiling and on the ground.

Die großzügigen Fensterflächen schliessen eine Fenstertür mit entsprechendem Verschluss-Türgriff und eine Reihe mobiler Paneele ein, die in zwei robusten, an der Decke und am Boden befestigten Schienen laufen und frei verschiebbar sind.



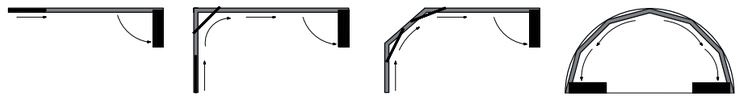

Possibilità di applicazione con guide a pavimento incassate o in luce.

Possibility of applying built-in or visible floor guides.

Die Schienen können am Boden eingelassen oder als Schwellenssystem sichtbar montiert werden.

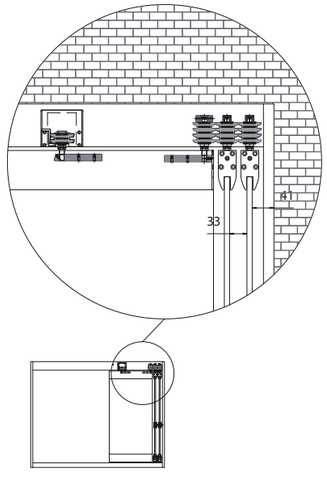

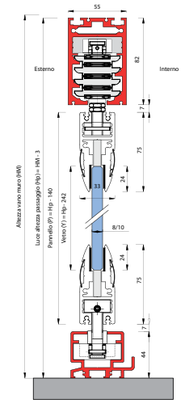

GUIDA ALLUMINIO INFERIORE ESTERNA
Y (VETRO) = HP (Luce altezza passaggio) - 242

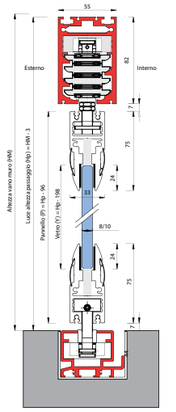

GUIDA ALLUMINIO INFERIORE INCASSATA
Y (VETRO) = HP (Luce altezza passaggio) - 198

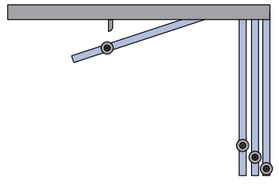

La vetrata a pannelli liberi permette il ribaltamento delle ante di 90°.

The glass window of free panels allows the turnover of the wings at 90°.

Die Glasfront aus frei beweglichchen Paneelen ermöglicht die vertikale Versetzung der Flügel um 90°.

folding balconglas



Sistema Folding Balconglas per pareti scorrevoli a libro con profili superiori ed inferiori e con guida a pavimento.

Sliding Folding Balconglas System with top/bottom profiles and with bottom guide channel.

Faltschiebewandsystem Folding Balconglas, mit Profile oben/unten und mit Bodenführung.

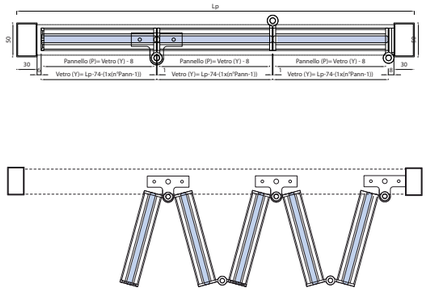

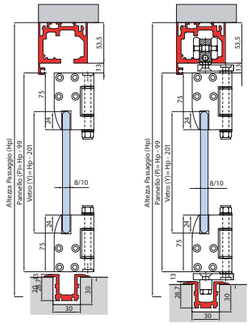

L-113
Canalina a terra alluminio
Lavorazione pavimentazione
Floor channel - Floor installation
Bodenführung - Bodenvorbereitung

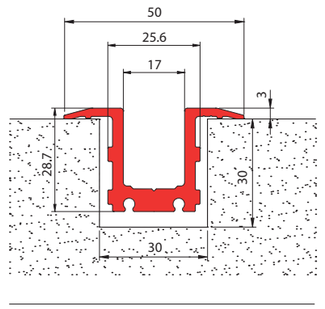

minima V-504 V-505

Serratura porte vetro 10 mm. reversibile
Lock for glass doors 10 mm. reversible
Schlösser für 10 mm Ganzglastüren

Serratura per porta scorrevole V-504
Lock for sliding door V-504
Schloss für Schiebetür V-504

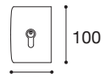

Serratura Minima foro cilindro con perno tondo V-505
Minima lock cylinder with round bolt V-505
Minima Schloss für PZ V-505

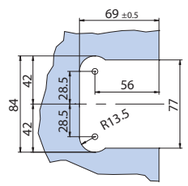

Materiale: Ottone
Material: Brass
Grundmaterial: Messing

Finiture: Cromoperla - CS - CR - NS - OL
Finishes: Cromoperla - CS - CR - NS - OL
Oberflächen: Cromoperla - CS - CR - NS -OL

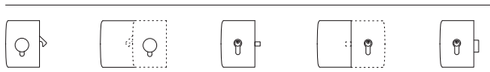

controserratura per scorrevoli esterno muro/vetro V-529 V-530

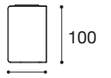

Controserratura per serrature a gancio per porte scorrevoli, esterno muro con regolazione contropiastra ± 6 mm disponibile per fissaggio a muro o per fissaggio a vetro fisso laterale.
Strike box for Locks with Hook for sliding doors along the wall, with ± 6 mm adjustable strike plate.
Available for wall installation or for glass installation.
Gegenkasten für Hakenschlösser mit Schiebetüren auf der Wand. Schließblech ± 6 mm verstellbar.
Wand-bzw Glasmontage.

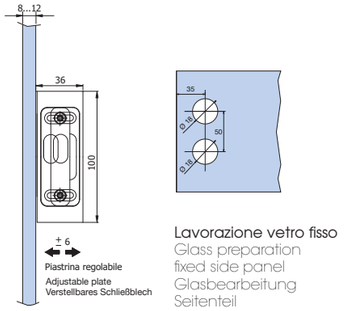

Lavorazione vetro fisso
Glass preparation
fixed side panel
Glasbearbeitung
Seitenteil

Materiale: Alluminio
Material: Aluminium
Grundmaterial: Aluminium

Finiture: Cromoperla - CS - CR - NS
Finishes: Cromoperla - CS - CR - NS
Oberflächen: Cromoperla - CS - CR - NS

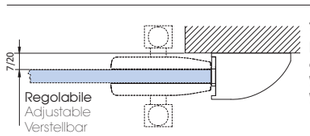

V-529
Montaggio
a muro
Wall installation
Wandmontage

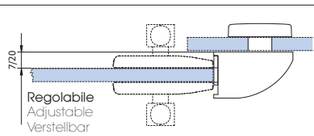

V-530
Montaggio
su vetro
Glass
installation
Glasmontage

minima lock V-604 V-407

Serratura con contropiastra per stipiti porte a scomparsa
Lock for sliding door into the wall with pull lever
Schlösser für Schiebetüren in der Wand laufend mit Stirnseitigen Griff

V-604

V-407

Patented

Materiale: Alluminio
Material: Aluminium
Grundmaterial: Aluminium

Finiture: Cromoperla - CS - CR - NS
Finishes: Cromoperla - CS - CR - NS
Oberflächen: Cromoperla - CS - CR - NS

Ingombro minimo per porte a scomparsa

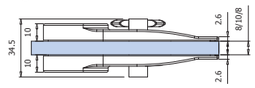

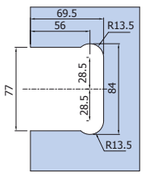

Versioni disponibili - Available versions - Lieferbare Ausführungen

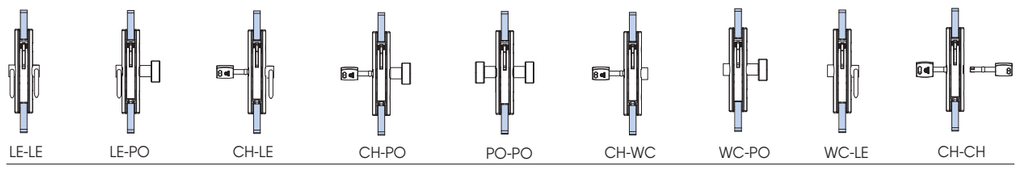

nicchia V-406

Nicchia a raso stipite per porte a scomparsa con tirante
Sliding handle with pull-lever
Griffmuschel mit Stirnseitigen Griff

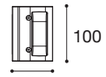

Patented

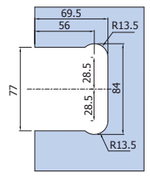

Materiale: Alluminio
Material: Aluminium
Grundmaterial: Aluminium

Finiture: Cromoperla - CS - CR - NS
Finishes: Cromoperla - CS - CR - NS
Oberflächen: Cromoperla - CS - CR - NS

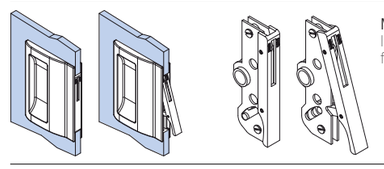

Meccanismo tirante interno
Internal mechanism
for pull-lever

Ingombro con vetri 8-10-12
Section glass thickness 8-10-12
Glasdicke 8-10-12

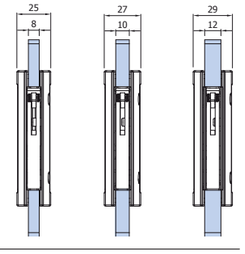

minima-botte V-554 V-557

Serratura porte vetro 8-10-12 mm. reversibile
Lock for glass doors 8-10-12 mm. reversible
Schlösser für 8-10-12 mm Ganzglastüren

Serratura per porta scorrevole V-554
Lock for sliding door V-54
Schloss für Schiebetür V-554

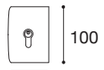

Serratura Minima foro cilindro con perno tondo V-557
Minima lock cylinder with round bolt V-557
Minima Schloss für PZ V-557

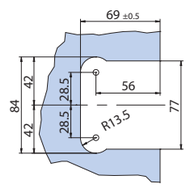

Materiale: Ottone
Material: Brass
Grundmaterial: Messing

Finiture: Cromoperla - CS - CR - NS - OL
Finishes: Cromoperla - CS - CR - NS - OL
Oberflächen: Cromoperla - CS - CR - NS -OL

V-554 V-554 2FLG V-555 V-555 2FLG V-557

nicchie

Sliding handles
Griffmuschel

V-526 (Ø 40)

V-525 (Ø 40)

V-522 (65 x 65)

V-524 (Ø 59)

V-528 (Ø 30)

V-510 (90 x 60)- V-511 (110 x 60)

V-527 (Ø 30)

V-512 (Ø 65) - V-523 (Ø 55)

V-506 (76 x 100)

supporti per scale

Supports for glass steps
Halterungen für Stufen in Glas



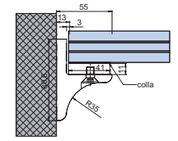

V-072
Morsetto a muro
con piastra incollaggio vetro
Installation with UV-A glue
Befestigung mit UV-A Klebstoff.

lungh/lenght/Länge: 35mm
fix: muro/wall/Wand
per vetro/for glass/für Glas:
8+10+8+2x(1.52 PVB)
10+8+10+2x(1.52 PVB)

8+10+8+2x(0.76 PVB)
10+8+10+2x(0.76 PVB)

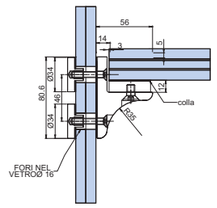

V-074
Morsetto a vetro
con piastra incollaggio vetro
Installation with UV-A glue
Befestigung mit UV-A Klebstoff.

lungh/lenght/Länge: 35mm
fix: vetro/glass/Glas
per vetro/for glass/für Glas:
8+10+8+2x(1.52 PVB)
10+8+10+2x(1.52 PVB)

8+10+8+2x(0.76 PVB)
10+8+10+2x(0.76 PVB)

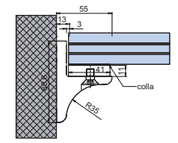

V-076
Morsetto a muro
con piastra incollaggio vetro
Installation with UV-A glue
Befestigung mit UV-A Klebstoff.

lungh/lenght/Länge: 300 mm
fix: muro/wall/Wand
per vetro/for glass/für Glas:
8+10+8+2x(1.52 PVB)
10+8+10+2x(1.52 PVB)

8+10+8+2x(0.76 PVB)
10+8+10+2x(0.76 PVB)

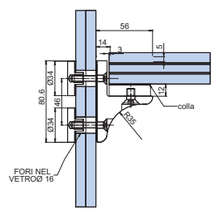

V-078
Morsetto a vetro
con piastra incollaggio vetro
Installation with UV-A glue
Befestigung mit UV-A Klebstoff.

lungh/lenght/Länge: 300 mm
fix: vetro/glass/Glas
per vetro/for glass/für Glas:
8+10+8+2x(1.52 PVB)
10+8+10+2x(1.52 PVB)

8+10+8+2x(0.76 PVB)
10+8+10+2x(0.76 PVB)

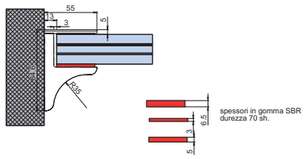

V-067
Morsetto a muro

lungh/lenght/Länge: 35 mm
fix: muro/wall/Wand
per vetro/for glass/für Glas:
8+10+8+2x(1.52 PVB)
10+8+10+2x(1.52 PVB)

8+10+8+2x(0.76 PVB)
10+8+10+2x(0.76 PVB)

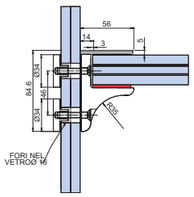

V-069
Morsetto a vetro

lungh/lenght/Länge: 35 mm
fix: vetro/glass/Glas
per vetro/for glass/für Glas:
8+10+8+2x(1.52 PVB)
10+8+10+2x(1.52 PVB)

8+10+8+2x(0.76 PVB)
10+8+10+2x(0.76 PVB)

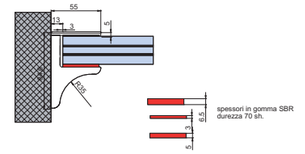

V-075
Morsetto a muro

lungh/lenght/Länge: 300 mm
fix: muro/wall/Wand
per vetro/for glass/für Glas:
8+10+8+2x(1.52 PVB)
10+8+10+2x(1.52 PVB)

8+10+8+2x(0.76 PVB)
10+8+10+2x(0.76 PVB)

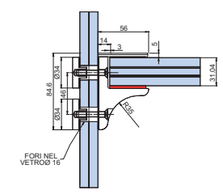

V-077
Morsetto a vetro

lungh/lenght/Länge: 300 mm
fix: vetro/glass/Glas
per vetro/for glass/für Glas:
8+10+8+2x(1.52 PVB)
10+8+10+2x(1.52 PVB)

8+10+8+2x(0.76 PVB)
10+8+10+2x(0.76 PVB)

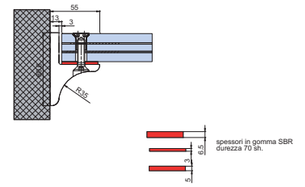

V-071
Morsetto a muro
con foratura vetro

lungh/lenght/Länge: 35 mm
fix: muro/wall/Wand
per vetro/for glass/für Glas:
8+10+8+2x(1.52 PVB)
10+8+10+2x(1.52 PVB)

8+10+8+2x(0.76 PVB)
10+8+10+2x(0.76 PVB)

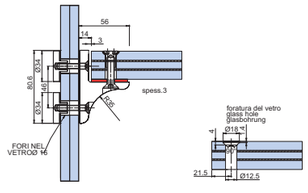

V-073
Morsetto a vetro
con foratura vetro

lungh/lenght/Länge: 35 mm
fix: vetro/glass/Glas
per vetro/for glass/für Glas:
8+10+8+2x(1.52 PVB)
10+8+10+2x(1.52 PVB)

8+10+8+2x(0.76 PVB)
10+8+10+2x(0.76 PVB)

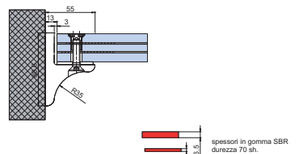

V-079
Morsetto a muro
con foratura vetro

lungh/lenght/Länge: 300 mm
fix: muro/wall/Wand
per vetro/for glass/für Glas:
8+10+8+2x(1.52 PVB)
10+8+10+2x(1.52 PVB)

8+10+8+2x(0.76 PVB)
10+8+10+2x(0.76 PVB)

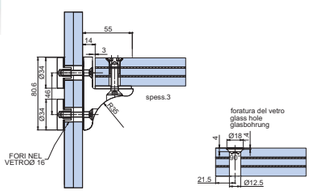

V-081
Morsetto a vetro
con foratura vetro

lungh/lenght/Länge: 300 mm
fix: vetro/glass/Glas
per vetro/for glass/für Glas:
8+10+8+2x(1.52 PVB)
10+8+10+2x(1.52 PVB)

8+10+8+2x(0.76 PVB)
10+8+10+2x(0.76 PVB)

box doccia BX-01

Showers box
Duschkabinen

Sistema scorrevole per box doccia disponibile per versioni in angolo, lineare e in nicchia.
Materiale: acciaio inox lucido.

Sliding system for showers box, available for corners, single doors or for niche installations.
Material: polished stainless steel.

Schiebetürsystem für Duschkabinen, lieferbar für Eck-, Linear und Nischenduschen.
Material: Edelstahl poliert.

box doccia BX-O1

BX-O1 set 1
Doccia in angolo
Corner shower
Eckdusche

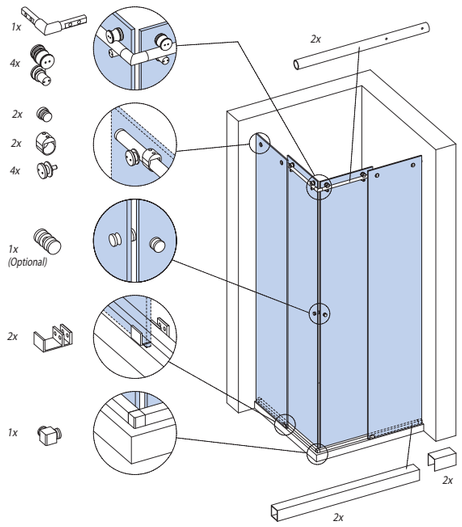

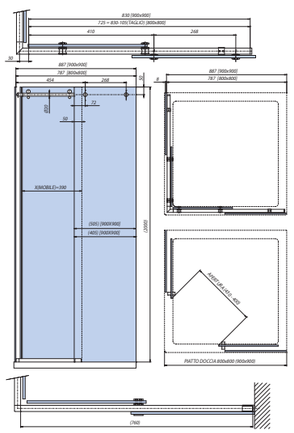

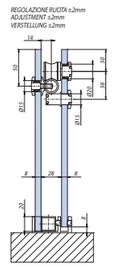

BX-O1 set 3
Doccia a U
U-shower
U-Dusche

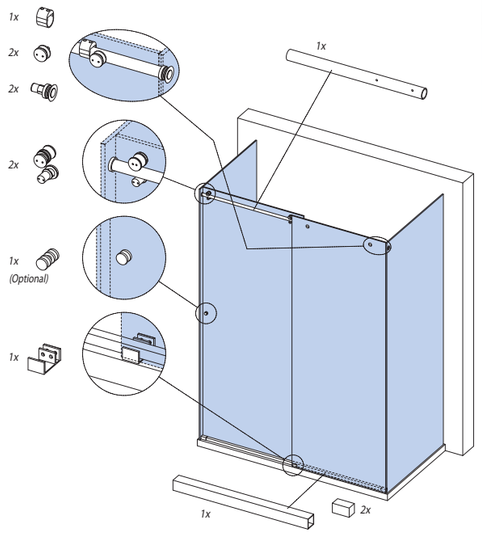

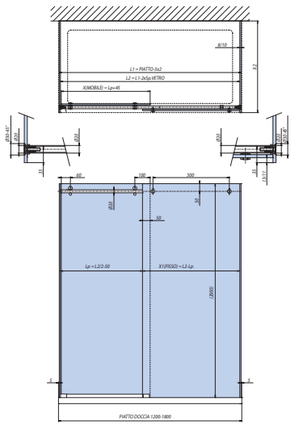

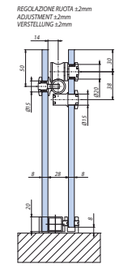

BX-O1 set 2
Doccia in nicchia
Niche shower
Nischendusche

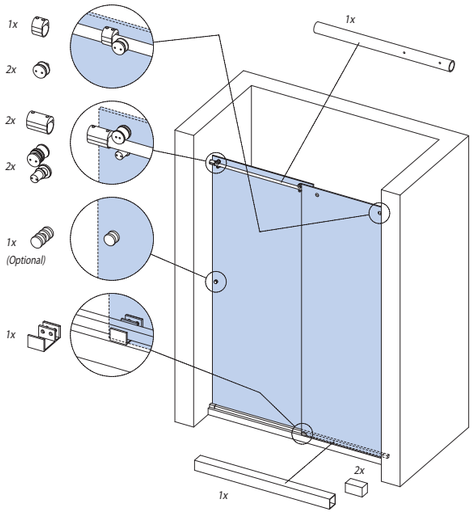

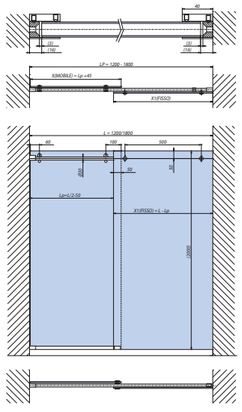

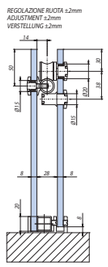

BX-O1 set 4
Doccia con spalla in vetro
Corner shower with 2 fixed panels
Eckdusche mit 2 feststehenden Glastafeln

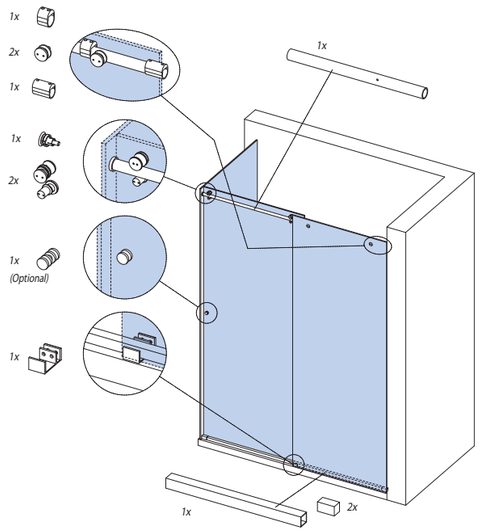

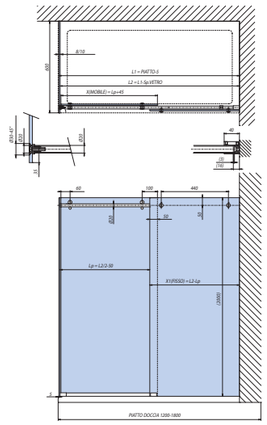

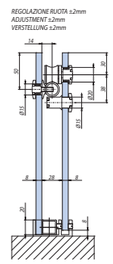

Pagine tecniche riassuntive: richiedere il Manuale tecnico.
Summary technical pages: please see our Technical Manual.
Übersichtsseiten, siehe technisches Handbuch.

basi per tavoli

Table stands
Tischfüße

A-123-S-50-850-730

A-124-S-50-850-730

A-128-S-Q60-862-730

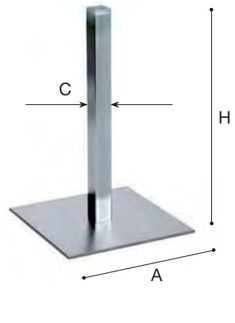

A-125-S-60-850-730

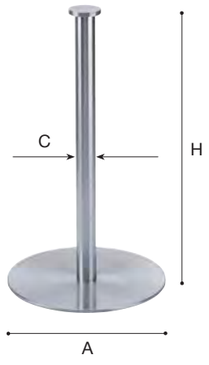

Basamento per tavoli tondo in acciaio inox AISI 430 per arredamento d'interni.
Round table stands in inox AISI 430 for interior design
Rund Tischfüße aus inox AISI 430 für Innenausbau

Codice Code Artikel	A	H	C	Finitura Finishes Oberfläche	Peso Kg. Weight Kg. Gewichte Kg.	Piano max consigliato Maximum top size Maximaler Glasdurchmesser
A-123-S-50-850-730	400	730	Ø 50	satinato	11	Ø 700
A-124-S-50-850-730	470	730	Ø 50	satinato	14	Ø 900
A-125-S-60-850-730	580	730	Ø 50	satinato	22	Ø 1200

Basamento per tavoli quadro in acciaio inox AISI 430 per arredamento d'interni.
Square table stands in inox AISI 430 for interior design
Eckige Tischfüße aus inox AISI 430 für Innenausbau

Codice Code Artikel	A	H	C	Finitura Finishes Oberfläche	Peso Kg. Weight Kg. Gewicht Kg.	Piano max consigliato Maximum top size Maximaler Glasdurchmesser
A-128-S-Q60-862-730	450	730	60x60	satinato	17	800x800

A-127-S-80-871-730



A-126-S-Q80-870-730



Codice Code Artikel	AxB	H	C	Finitura Finishes Oberfläche	Peso Kg. Weight Kg. Gewicht Kg.	Piano max consigliato Maximum top size Maximaler Glasdurchmesser
127-S-80-871-730	950x485	730	80x80	satinato	25	1000x1000
Codice Code Artikel	**A**	**H**	**C**	**Finitura Finishes Oberfläche**	**Peso Kg. Weight Kg. Gewicht Kg.**	**Piano max consigliato Maximum top size Maximaler Glasdurchmesser**
126-S-Q80-870-730	550	730	80x80	satinato	25	1000x1000

206QX-863-730

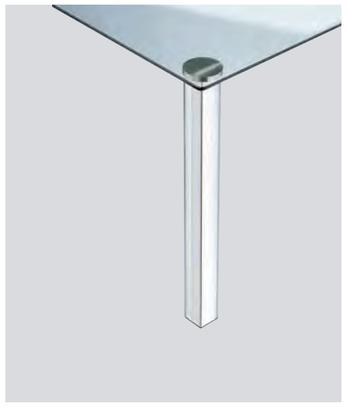

A-205X-850-730

A-206X-850-730

A-208X-850-730

Gambe per tavoli in metallo cromato lucido a alluminio
Table stands in metal polished chrome or aluminium
Tischfüße aus Metall chrom poliert oder Aluminium

Codice Code Artikel	A	B	H	Finitura Finishes Oberfläche	Confezioni Package unit Ve
A-205X-850-730	Ø 50	Ø 80	730	CR	4 pz
A-206X-850-730	Ø 60	Ø 80	730	CR	4 pz
A-208X-850-730	Ø 80	Ø 80	730	CR	4 pz
A-206QX-863-730	60x60	Ø 88	730	CR	4 pz
A-206A-850-730	Ø 60	Ø 80	730	AN	4 pz
A-206AX-850-730	Ø 60	Ø 80	730	AN - simil inox	4 pz

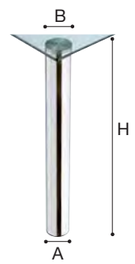

A richiesta: • Ø 60 in alluminio anodizzato o simil inox anche in misura fuori standard. • Nelle versioni Ø 60 Ø 50 anche in acciaio inox satinato
On request: • Ø 60 in anodised aluminium or stainless steel effect available in special sizes too. For the versions Ø 60 Ø 50 is satin stainless steel available.
Auf Anfrage: • Ø 60 in eloxiertem Aluminium oder Edelstahl ähnlich, Lieferbar auch in sonderlängen. • Für Ø 60 Ø 50 lieferbar auch Edelstahl matt.

ragnetti

spiders
Spinnenarme

Sistema di fissaggio per vetrate esterne appese.
Attraverso il ragnetto il vetro è ancorato alla struttura portante.
Questo sistema di fissaggio è realizzato in acciaio inox.
Applications Metalglas Spiders System.
Material: Stainless steel AISI 304.
Anwendungen Metalglas Spinnenarme System.
Material: Edelstahl AISI 304.

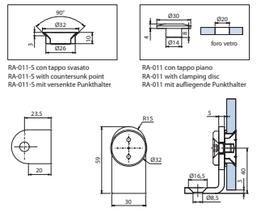

RA-011 / RA-011-S
Materiale: acciaio inox Aisi 304 fissaggio a punto angolare per vetri spessore da 8 mm a 12 mm
Connector glass-floor
Material: Inox Aisi 304 Glass: from 8 to 12 mm
Verbinder Glas-Boden
Material: Edelstahl Aisi 304
Glas: von 8 bis 12 mm

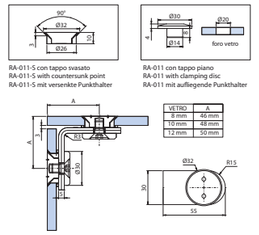

RA-010 / RA 010-S
Materiale: acciaio inox Aisi 304 fissaggio a punto per vetri 90° spessore da 8 mm a 12 mm
Connector glass-glass 90°
Material: Inox Aisi 304
Glass: from 8 to 12 mm
Verbinder Glas-Glas 90°
Material: Edelstahl Aisi 304
Glas: von 8 bis 12 mm

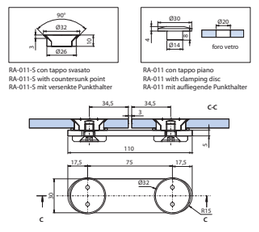

RA-012 / RA 012-S
Materiale: acciaio inox Aisi 304 fissaggio a punto per vetri in linea 180° vetri spessore da 8 mm a 12 mm
Connector glass-glass 180°
Material: Aisi 304
Glass: from 8 to 12 mm
Verbinder Glas-Glas 180°
Material: Edelstahl Aisi 304
Glas: vom 8 bis 12 mm

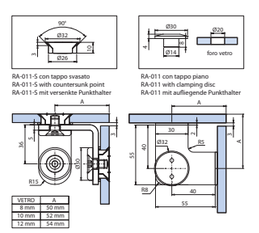

RA-013 / RA 013-S
Materiale: acciaio inox Aisi 304 fissaggio a punto per vetri 3 vie vetri spessore da 8 mm a 12 mm
Connector 3 arm
Material: Inox Aisi 304 Glass: from 8 to 12 mm
Verbinder 3 Arm
Material: Edelstahl Aisi 304
Glas: vom 8 bis 12 mm

serie medium

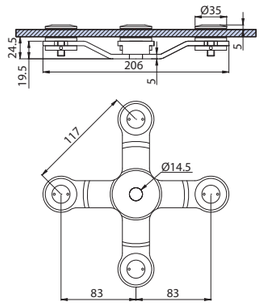

RA-104
Piastra acciaio inox Aisi 304 a 4 punti di fissaggio 360° da Ø 35 mm con regolazione per vetri, spessore da 8 mm a 14 mm.
Foro nel vetro: 18 mm
Spider 4 arm 360° with 4 adjustable point fittings Ø 35.
Material: Inox Aisi 304
Glass from 8 to 14 mm
Glass hole: 18 mm
Spinne 4 Arm 360° mit 4 verstellbaren Punkthalter Ø35
Material: Edelstahl Aisi 304
Glas: von 8 mm bis 14 mm
Glasbohrung: 18 mm

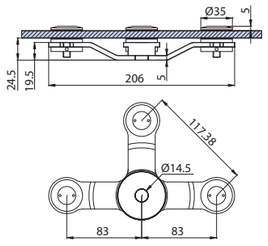

RA-103
Piastra acciaio inox Aisi 304 a 3 punti di fissaggio 90° da Ø 35 mm con regolazione per vetri, spessore da 8 mm a 14 mm.
Foro nel vetro: 18 mm.
Spider 3 arm 90° with 3 adjustable point fittings Ø 35.
Material: Inox Aisi 304.
Glass from 8 to 14 mm.
Glass hole: 18 mm.
Spinne 3 Arm 90° mit 3 verstellbaren Punkthalter Ø35.
Material: Edelstahl Aisi 304.
Glas: von 8 mm bis 14 mm.
Glasbohrung: 18 mm.

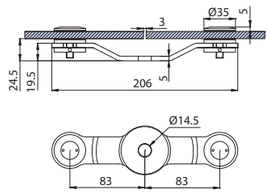

RA-102
Piastra acciaio inox Aisi 304 a 2 punti di fissaggio da Ø 35 mm in linea con il centro foro con regolazione per vetri, spessore da 8 mm a 14 mm
Foro nel vetro: 18 mm
Spider 2 arm 180° with 2 adjustable point fittings Ø 35.
Material: Inox Aisi 304.
Glass from 8 to 14 mm.
Glass hole: 18 mm.
Spinne 2 Arm 180° mit 2 verstellbaren Punkthalter Ø35
Material: Edelstahl Aisi 304.
Glas: von 8 mm bis 14 mm.
Glasbohrung: 18 mm.

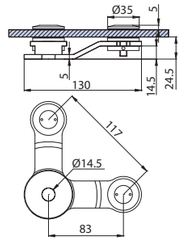

RA-100
Piastra acciaio inox Aisi 304 a 2 punti di fissaggio da Ø 35 mm 90° tra il centro foro con regolazione per vetri, spessore da 8 mm a 14 mm.
Foro nel vetro: 18 mm
Spider 2 arm 90° with 2 adjustable point fittings Ø 35.
Material: Inox Aisi 304.
Glass from 8 to 14 mm.
Glass hole: 18 mm
Spinne 2 Arm 90° mit 2 verstellbaren Punkthalter Ø35.
Material: Edelstahl Aisi 304.
Glas: von 8 mm bis 14 mm.
Glasbohrung: 18 mm.

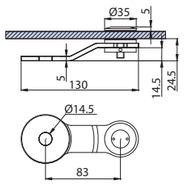

RA-101
Piastra acciaio inox Aisi 304 a 1 punto di fissaggio da Ø 35 mm in linea con il centro foro con regolazione per vetri, spessore da 8 mm a 14 mm
Foro nel vetro: 18 mm.
Spider 1 arm with 1 adjustable point fittings Ø 35.
Material: Inox Aisi 304.
Glass from 8 to 14 mm.
Glass hole: 18 mm.
Spinne 1 Arm mit 1 verstellbaren Punkthalter Ø35.
Material: Edelstahl Aisi 304.
Glas: von 8 mm bis 14 mm.
Glasbohrung: 18 mm.

serie small

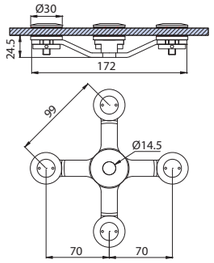

RA-054
Piastra acciaio inox Aisi 304 a 4 punti di fissaggio 360° da Ø 30 mm con regolazione per vetri, spessore da 8 mm a 14 mm.
Foro nel vetro: 18 mm.
Spider 4 arm 360° with 4 adjustable point fittings Ø 30.
Material: Inox Aisi 304.
Glass from 8 to 14 mm.
Glass hole: 18 mm.
Spinne 4 Arm 360° mit 4 verstellbaren Punkthalter Ø30.
Material: Edelstahl Aisi 304.
Glas: von 8 mm bis 14 mm.
Glasbohrung: 18 mm.

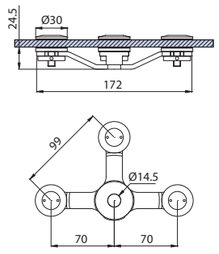

RA-053
Piastra acciaio inox Aisi 304 a 3 punti di fissaggio 90° da Ø 30 mm con regolazione per vetri, spessore da 8 mm a 14 mm.
Foro nel vetro: 18 mm.
Spider 3 arm 90° with 3 adjustable point fittings Ø 30.
Material: Inox Aisi 304.
Glass from 8 to 14 mm.
Glass hole: 18 mm.
Spinne 3 Arm 90° mit 3 verstellbaren Punkthalter Ø30.
Material: Edelstahl Aisi 304.
Glas: von 8 mm bis 14 mm.
Glasbohrung: 18 mm.

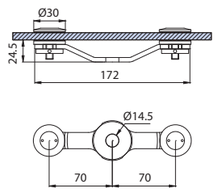

RA-052
Piastra acciaio inox Aisi 304 a 1 punto di fissaggio da Ø 30 mm in linea con il centro foro con regolazione per vetri, spessore da 8 mm a 14 mm.
Foro nel vetro: 18 mm.
Spider 2 arm 180° with 2 adjustable point fittings Ø 30.
Material: Inox Aisi 304.
Glass from 8 to 14 mm.
Glass hole: 18 mm.
Spinne 2 Arm 180° mit 2 verstellbaren Punkthalter Ø30.
Material: Edelstahl Aisi 304.
Glas: von 8 mm bis 14 mm.
Glasbohrung: 18 mm.

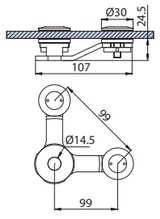

RA-050
Piastra acciaio inox Aisi 304 a 2 punti di fissaggio da Ø 30 mm 90° tra il centro foro con regolazione per vetri, spessore da 8 mm a 14 mm.
Foro nel vetro: 18 mm.
Spider 2 arm 90° with 2 adjustable point fittings Ø 30.
Material: Inox Aisi 304
Glass from 8 to 14 mm
Glass hole: 18 mm
Spinne 2 Arm 90° mit 2 verstellbaren Punkthalter Ø30.
Material: Edelstahl Aisi 304.
Glas: von 8 mm bis 14 mm.
Glasbohrung: 18 mm.

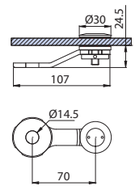

RA-051
Piastra acciaio inox Aisi 304 a 1 punto di fissaggio in linea con il centro foro da Ø 30 mm con regolazione per vetri, spessore da 8 mm a 14 mm.
Foro nel vetro: 18 mm.
Spider 1 arm with 1 adjustable point fittings Ø 30.
Material: Inox Aisi 304.
Glass from 8 to 14 mm.
Glass hole: 18 mm.
Spinne 1 Arm mit 1 verstellbaren Punkthalter Ø30.
Material: Edelstahl Aisi 304.
Glas: von 8 mm bis 14 mm.
Glasbohrung: 18 mm.

profilo balaustra

Profiles for glass railings
Profile für Ganzglasgeländer



Nuova serie di profili per balaustre in vetro, per applicazioni a muro, a pavimento o incassate nel pavimento. Il fissaggio avviene tramite bloccaggio ad incastro o per l'esterno con l'aggiunta di vite di sicurezza (optional).

New profiles for full glass railings for installation on wall, floor or recessed in the floor. For outdoor with optional security screw.

Neu Profile für Ganzglasgeländer. Für Wandmontage, Bodenmontage oder für in Boden versenkte Befestigung. Aussen optional mit Sicherheitsschraube.

nuovo ND design
Patented

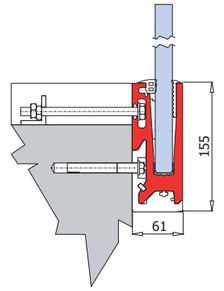

B-1000
Fissaggio a muro
Wall installation
Wandmontage

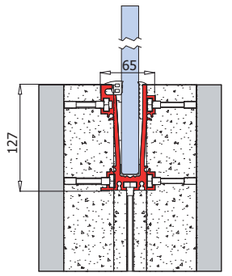

B-1050
Incassato nel pavimento
Recessed in the floor
Im Boden versenkte Befestigung

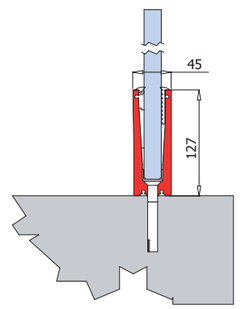

B-1100
Fissaggio a pavimento
Floor installation
Bodenmontage

B-1000
Balaustra componibile
Sistema di fissaggio
nel massetto con staffa
Modular balauster
Wall installation with
mounting block
Einbau des
Geländersystems
für Wandmontage
mit Montageblock

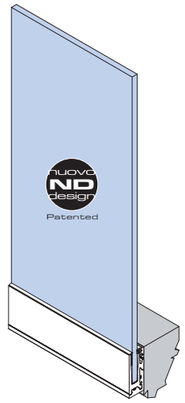

Massetto
Massive
Massiv

B-1000
Balaustra componibile
Sistema di fissaggio
a parete
Modular balauster
Wall installation
Einbau des
Geländersystems
für Wandmontage

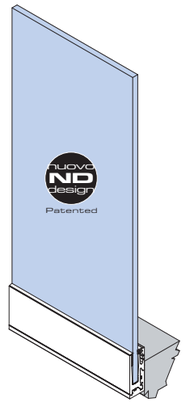

Parete
Wall
Wand

B-1000
Balaustra componibile
Sistema di fissaggio
a parete con scossalina
Modular balauster
system for wall installation
for covering plate
Einbau des
Geländersystems
für Wandmontage
mit Abdeckung

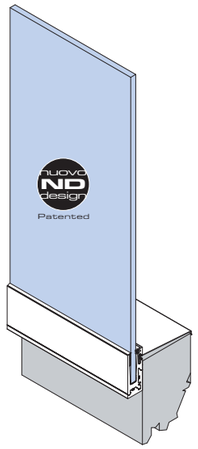

Parapetto
Parapet
Brüstung

Spessori vetro: (8-1,52-8) 17,52 / (10-1,52-10) 21,52
Glass thickness: (8-1,52-8) 17,52 / (10-1,52-10) 21,52
Glasdicke: (8-1,52-8) 17,52 / (10-1,52-10) 21,52

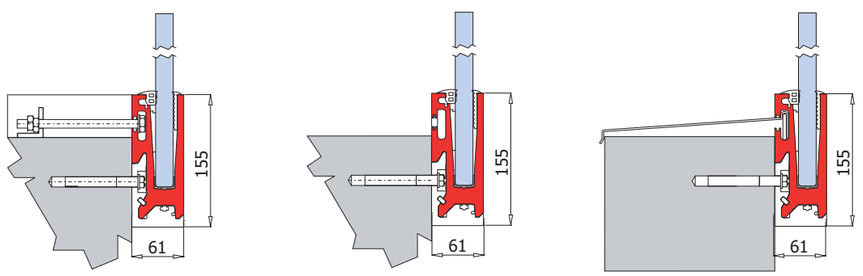

B-1050
Balaustra incassata
Sistema di posizionamento
profilo incassato
Modular Balauster for
installation recessed
in the floor
Einbau des Geländersystems
für im Boden versenkte
Befestigung

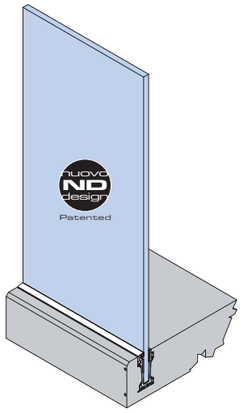

Incassata
Recessed
Versenkt

B-1100
Balaustra leggera
Sistema di fissaggio
a pavimento
"Light" balauster for floor
installation
Leichtes Geländersystem
für Bodenmontage

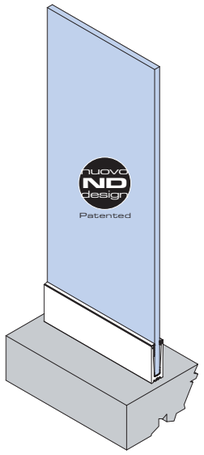

Pavimento
Floor
Boden

Spessori vetro: (8-1,52-8) 17,52 / (10-1,52-10) 21,52
Glass thickness: (8-1,52-8) 17,52 / (10-1,52-10) 21,52
Glasdicke: (8-1,52-8) 17,52 / (10-1,52-10) 21,52

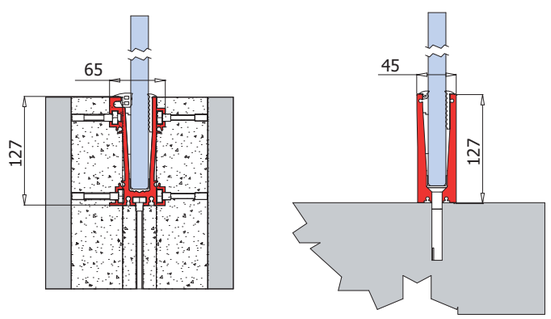

B-1000

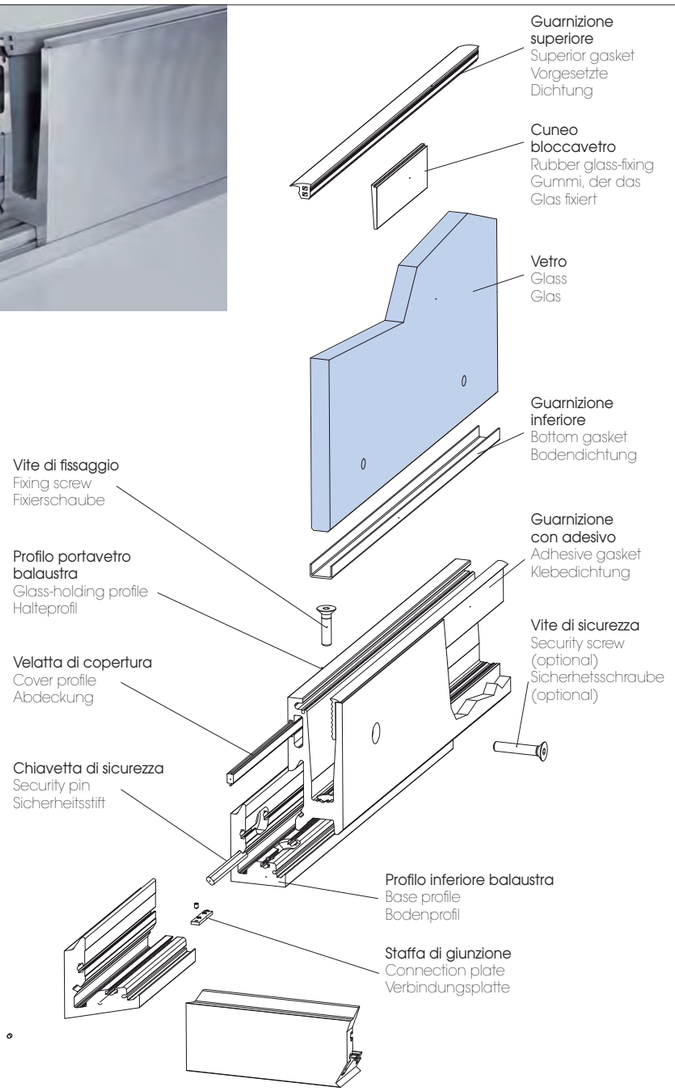

B-1000 push-pull

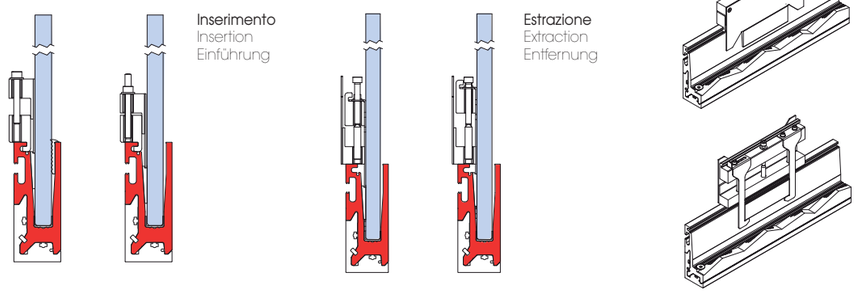

B-1000 / B-1100
Montaggio e lavorazione del vetro.
Profilo balaustra per esterno con vite di sicurezza (optional).
Glass preparation. Railing profiles for outdoor with security screw (optional).
Glasbearbeitung. Railing-Profile aussen mit Sicherheitsschraube (optional).

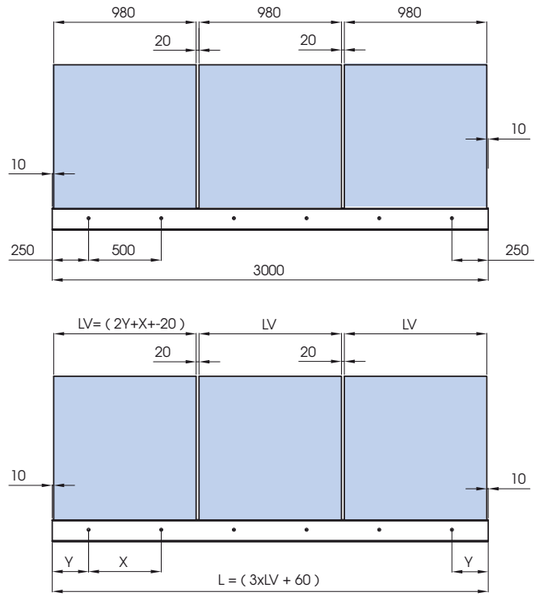

LV = larghezza vetro / Glass width / Lichte Weite
Y = quota di partenza foratura / starting point holes / Beginn der Bohrungen
X = passo foratura / distance between holes / Abstand zwischen den Bohrungen

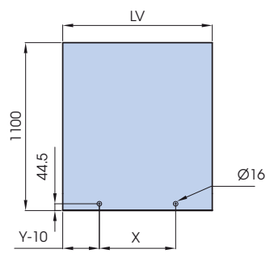

Lavorazione vetro
Glass preparation
Glasbearbeitung

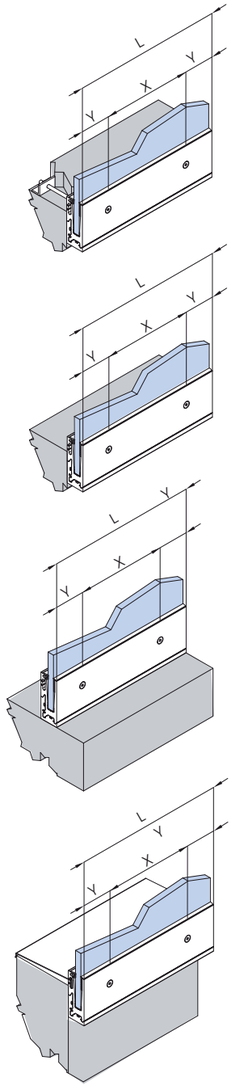

parete vetrocamera

Partition wall with double glass
Trennwand mit Isolierglas





La parete Metalglas è l'ideale per dividere
ed organizzare gli ambienti di lavoro.
Con l'assemblaggio di un unico profilo in alluminio,
posizionabile orizzontalmente e verticalmente
si ripartisce lo spazio in aree operativa, sale riunioni, uffici.
Nel profilo si possono inserire vetri doppi dello sp. 32 mm.
L'accostamento dell'alluminio con il vetro consente
di realizzare ambienti luminosi ed in costante
comunicazione tra loro.

Metalglas partition walls are the ideal solution for separating and organising work spaces.
The frame is assembled as a single piece that can be placed horizontally or vertically to divide up spaces into working areas, meeting rooms and offices.
The frames can take double glass of 32 mm. thick.
The combination of aluminium and glass crates enviroments that are full of light and able to maintain constant intercommunication.

Die Metalglas-Trennwand ist ideal zum Abteilen und Organisieren von Arbeitsräumen. Mit dem Zusammenbau eines einzigen Aluminiumprofils, das waagrecht und senkrecht positionert werden kann, kann der Raum in Betriebsbereichen, Sitzungssälen und Büros abgeteilt werden.
In das Profil können Glass Isolierglasscheiben mit Stärken von 32 mm eingeschoben werden.
Die Kombination von Aluminium und Glas ermöglicht, helle Räume zu schaffen, die ständiger Verbindung untereinander stehen.

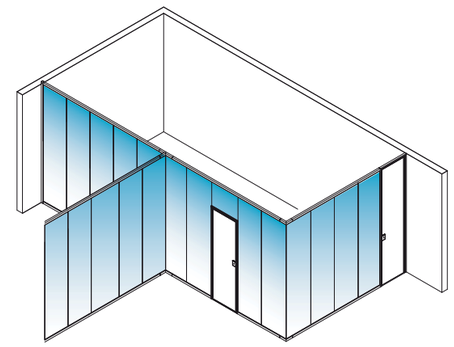

Composizione elementi parete / Make-up of the partition elements / Zusammenstellung der Wandelemente

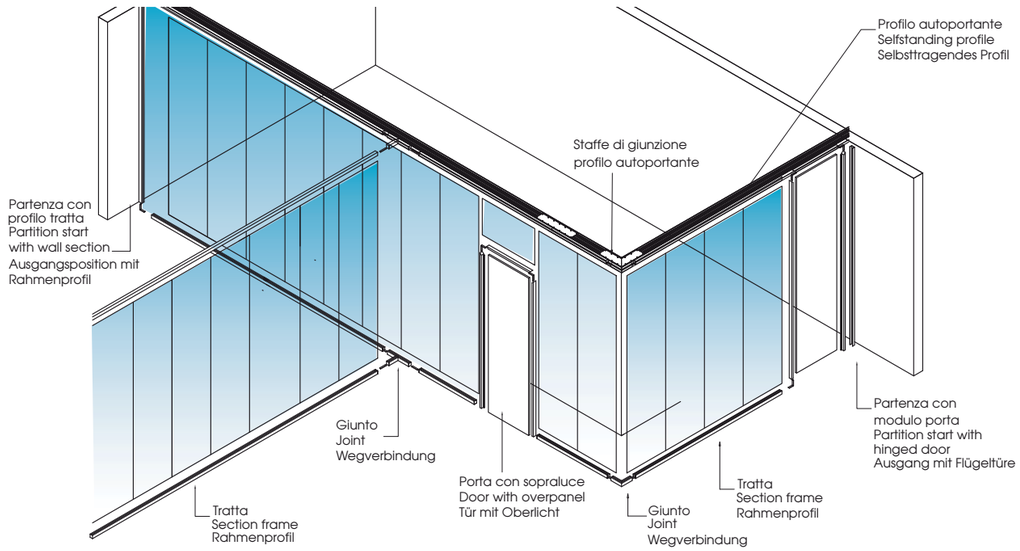

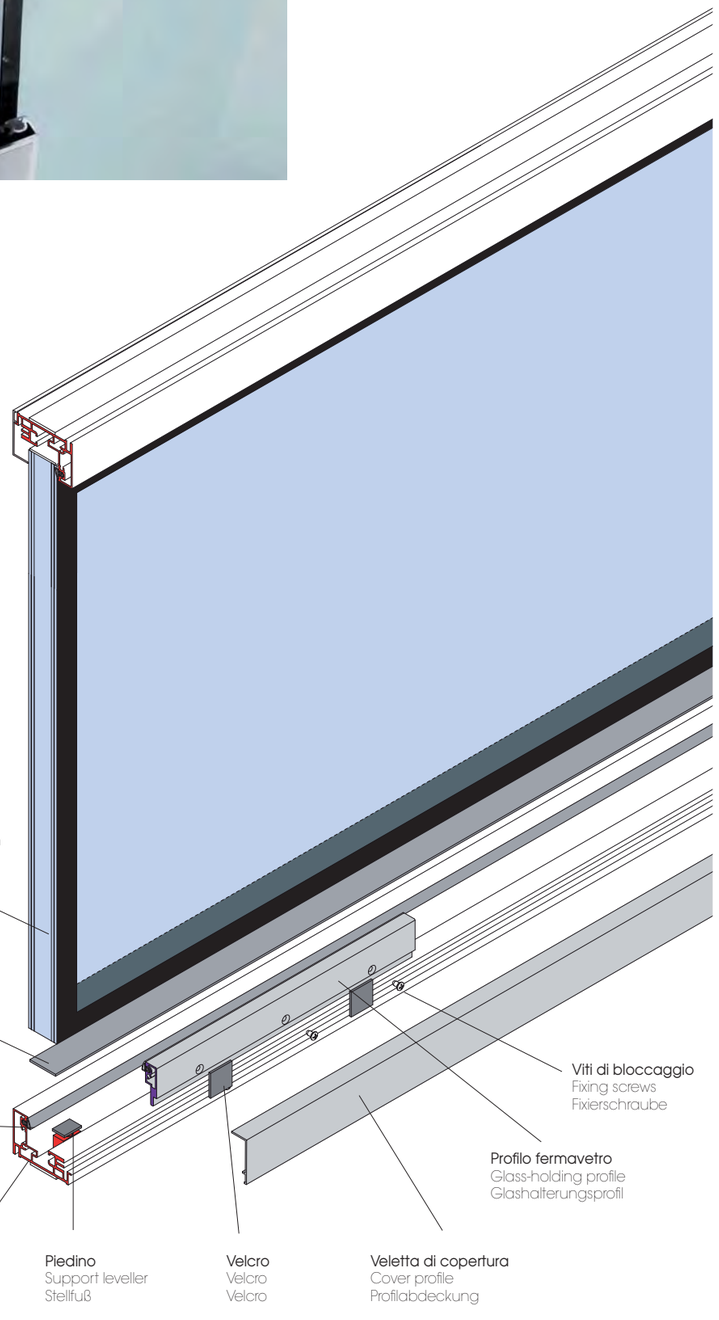

Vetrocamera 32 mm
Double glass 32 mm
Isolierglas 32 mm

2 vetri separati da 10 mm
2 separate glasses of 10 mm
2 einzelne Gläser mit 10 mm

Pannello 32 mm
Wooden panel 32 mm
Holz 32 mm

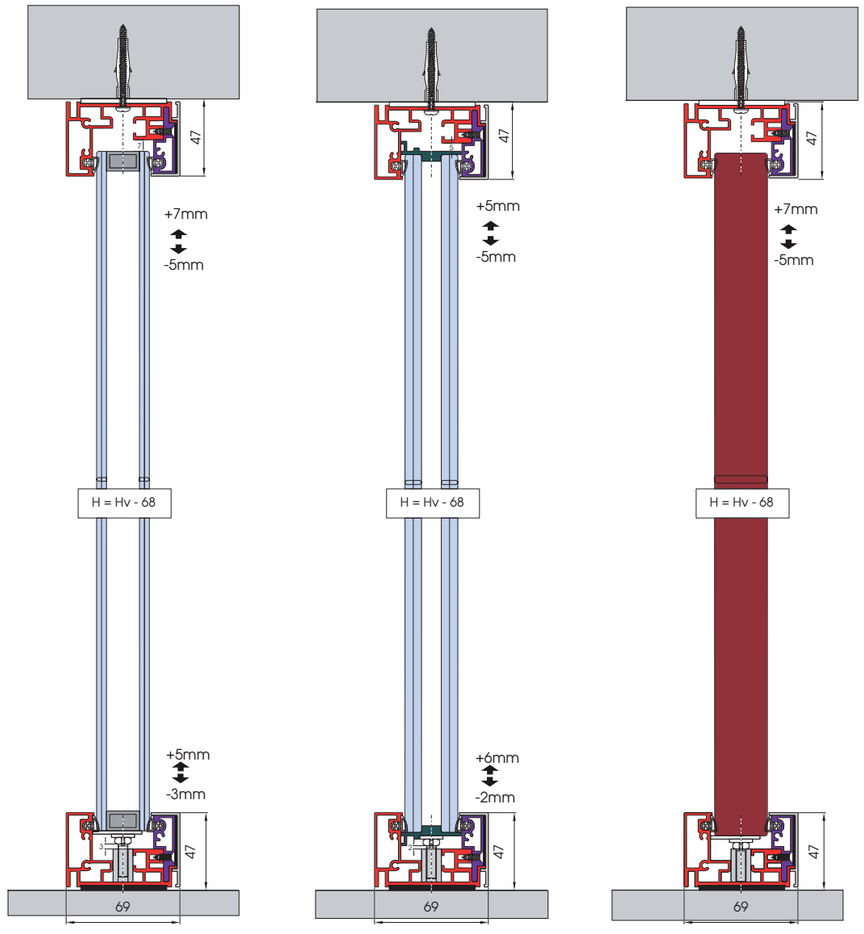

H soffitto
Clear opening height
Lichte Durchgangshöne

H parete
Partition height
Rahmenaußenmaß - Höhe

H vetro
Glass panel height
Glashöne

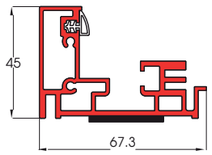

TP-003
Profilo parete
Partition profile
Trennwand Profil

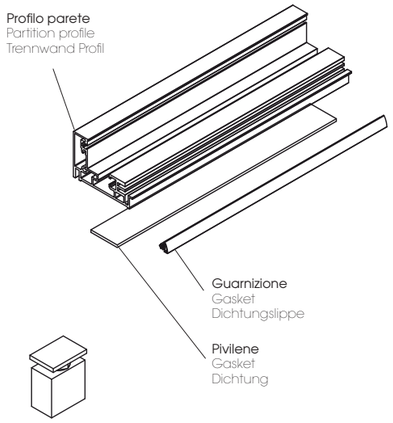

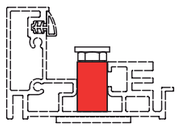

VP-100
Piedino livellatore supporto vetro
Basal glass support and leveller
Stellfüße

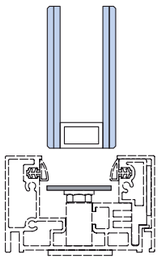

TP-019
Profilo di appoggio vetrocamera
Glass support profil
Stellungsprofile
für Isolierglas

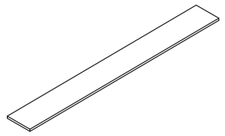

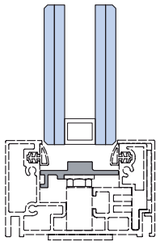

TP-013
Profilo di appoggio doppio vetro
Support profile for 2 single glasses
Stellungsprofil
für 2 einzelne Gläser

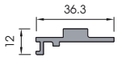



TP-020
Profilo fermavetro
Glass-holding profile
Glashalterungsprofil

Guarnizione
Glass gasket
Dichtungslippe

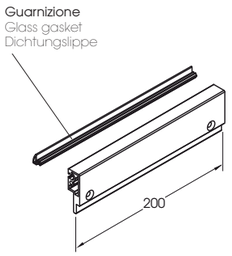

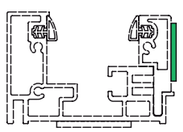

VP-105
Velcro per il collegamento fermavetro/carter
Velcro for connecting glass holder and "Carter" cover
Velcroband für die Verbindung Glashalterung/ Abdeckung

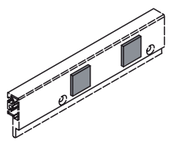

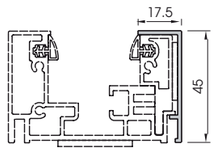

TP-030
Carter
Carter covering
Profiladbeckung

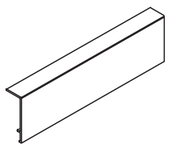

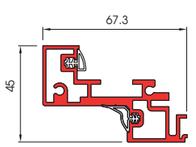

TP-152
Profilo stipite porta battente per fissaggio a vetro camera con TP-020 e TP-030
Door frame profile for mounting on double glass with TP-020 and TP-030
Profil für die Befestigung an Isolierglas mit TP-020 TP-030

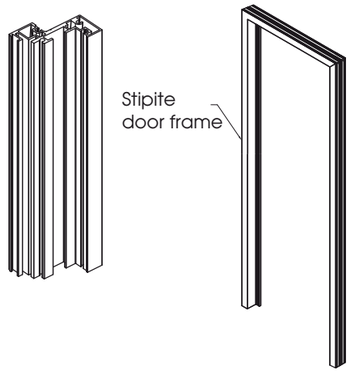

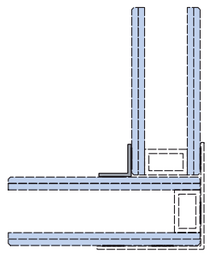

TP-012
Profilo angolo interno vetrocamera
Internal angled profile for double glass
Innenprofil für Ecklösung mit Isolierglas

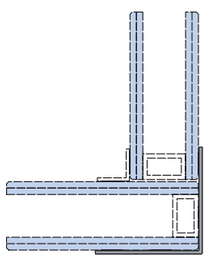

TP-011
Profilo angolo esterno vetrocamera
External angled profile for double glass
Aussenprofil für Ecklösung mit Isolierglas

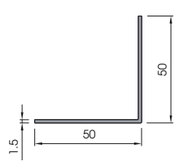

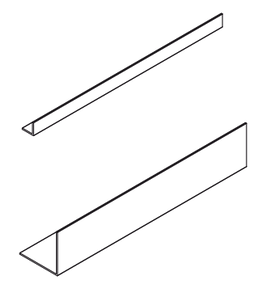

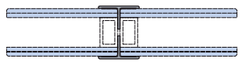

TP-018
Profilo di collegamento vetrocamera
Connecting profile for double glass
Verbindungsprofil Isolierglas



TP-016
Profilo di collegamento vetro/vetro
Connecting profile glass/glass
Verbindungsprofil



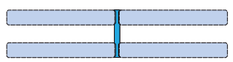

TP-017
Profilo di collegamento 2 vetri singoli
Connecting profile for 2 single glass panels
Verbindungsprofil für 2 einzelne Gläser



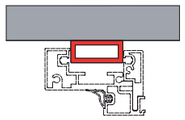

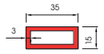

TP-153
Tubolare di fissaggio stipite a muro
Tubolar profile for door frame mounting on wall
Profil für Befestigung TP-150 an der wand

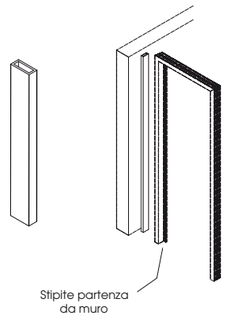

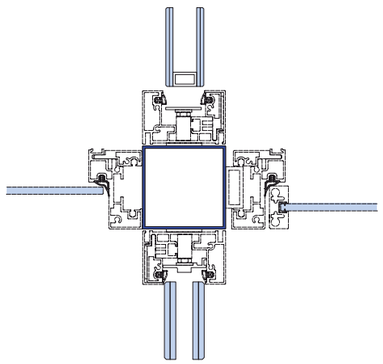

TP-154
Tubolare per giunzioni
Tubolar profile for cross connections
Profil für Verbindungen

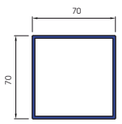

TP-160
Profilo autoportante
Self standing profile
Selbstragendes Profil

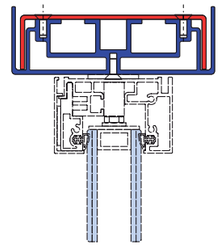

Autoportante
Self standing profile
Selbstragendes Profil

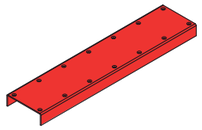

TP-161
Sraffa di giunzione per profilo autoportante
Connecting plate for carryng profile
Verbindungsplatte für selbstragendes Profil

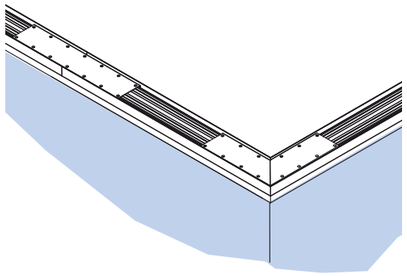

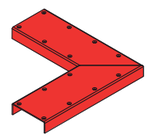

TP-162
Sraffa di giunzione a 90° per profilo auroportante
Connecting plate 90° for carryng profile
Eck-verbindungsplatte für selbstragendes profil

TP-163
Cavalletto per montaggio autoportante (necessari 2 pezzi)
Mounting tool for self standing profile (2 pcs required)
Montageleiter für selbsttragendes Profil (2 stück notwendig)

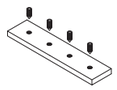

VP-120
Piastra di collegamento
in linea
Straight connecting plate
Verbindungsplatte

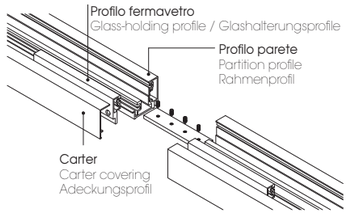

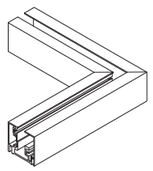

TP-050-ISO
Giunto a 2 vie
2-ways joints
2-Wegeverbindungen

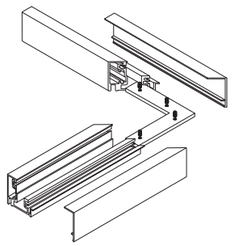

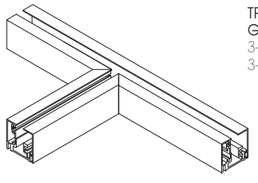

TP-060-ISO
Giunto a 3 vie
3-ways joints
3-Wegeverbindungen

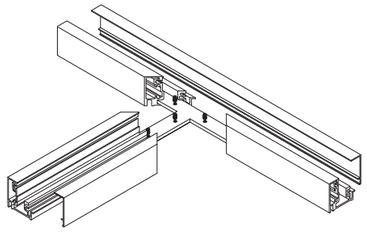

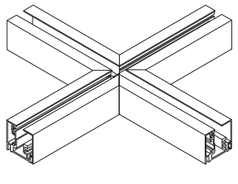

TP-070-ISO
Giunto a 4 vie
4-ways joints
4-Wegeverbindungen

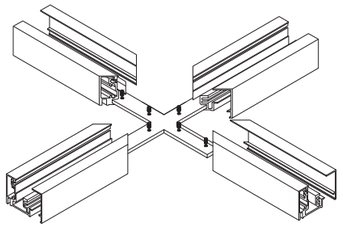

Giunzione a 2 vie
2-ways joints / 2-Wegeverbindungen

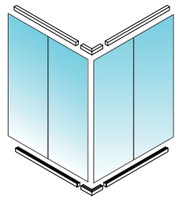

Cambi direzione parete
Partition direction changes
Zusammenstellungsmöglichkeit
von Glasscheiben

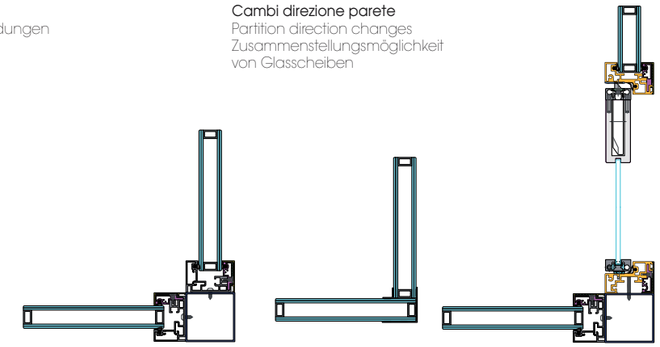

Giunzione a 3 vie
3-ways joints / 3-Wegeverbindungen

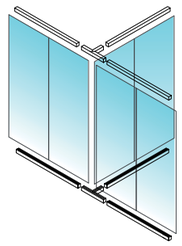

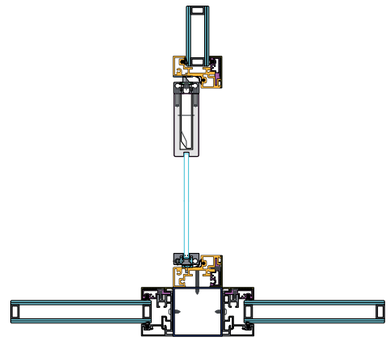

Giunzione a 4 vie
4-ways joints / 4-Wegeverbindungen

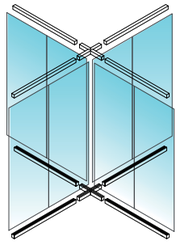

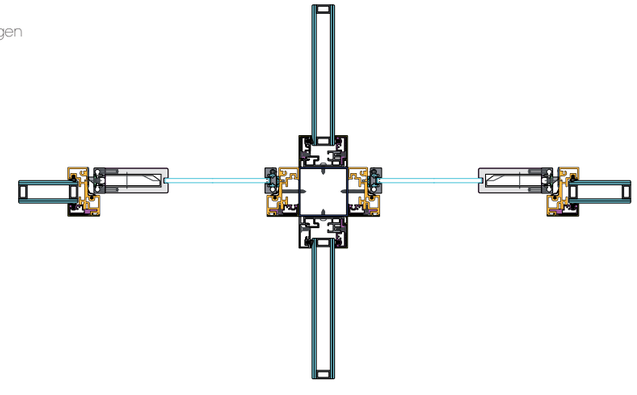

Regole calcolo profilo tratta
Calculation profiles / Berechnungen für Glas

①②③④⑤⑥⑦⑧⑨

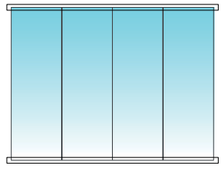

L vano
Dimension of opening width / Lichte Breite

L tratta
Section frame length / Rahmenprofil Länge

DX = destra
right / rechts

SX = sinistra
left / links

Profilo parete
partition profile / Trennwand
L TRATTA = L - V (SX) - V (DX)

Profilo fermavetro
glass holding profile / Glashalterungsprofil
L PROFILO FERMAVETRO = L 200 mm

Carter
carter covering / Profilabdeckung
L CARTER = L TRATTA

POSIZIONI DI PARTENZA ED ARRIVO
START AND END POSITIONS
AUSGANGS UND ENDPOSITION

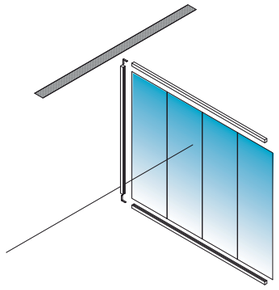

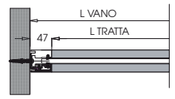

V= 47

Partenza ed arrivo profilo tartta a muro
Partition start/end with wall section
Ausgang und Ende Rahmenprofil mit Wandbefestigung

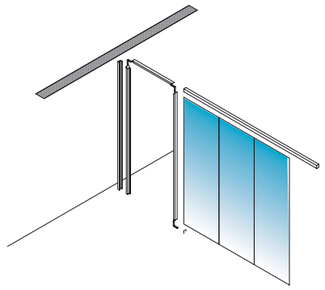

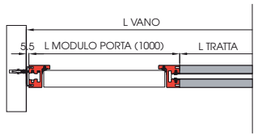

V= 1005,5

Partenza ed arrivo con porta battente
Partition start/end with hinged door
Ausgang und Ende mit Flügeltüre

POSIZIONI INTERMEDIE
INTERMEDIATE POSITIONS
ZWISCHENPOSITIONEN

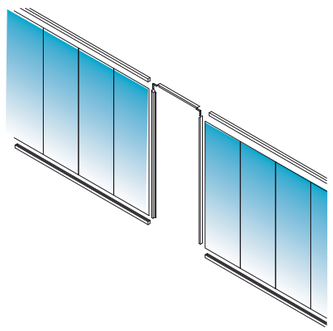

V= 1000

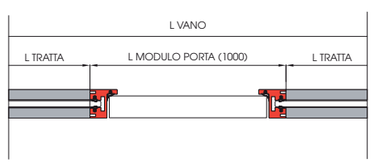

Parete / porta battente / parete
Partition / hinged door / partition wall
Trennwand / Flügeltüre / Trennwand

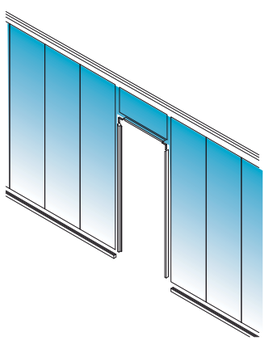

V= 1000

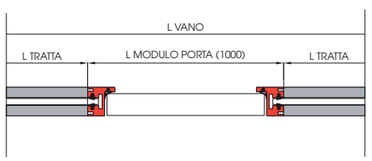

Parete / porta battente con sopraluce / parete
Partition / hinged door with overpanel / partition wall
Trennwand / Flügeltüre mit Oberlicht / Trennwand

VP-130
Staffa di collegamento verticale per profili parete
Vertical connecting bracket for partition frames
Vertikale Verbindungsstange für Wandprofile

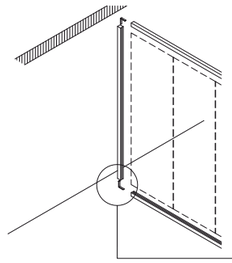

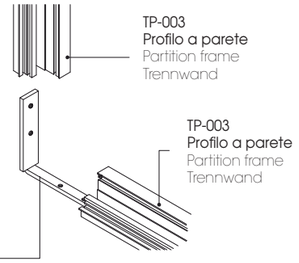

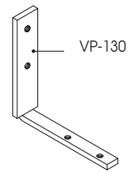

TP-150
Stipite porta battente
Door frame for hinged doors
Anschlagtürzarge

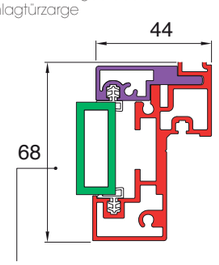

TP-153
Profilo a muro
Wall frame
Wandprofil

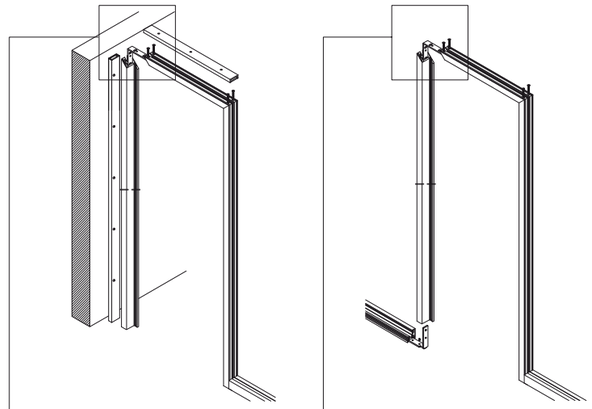

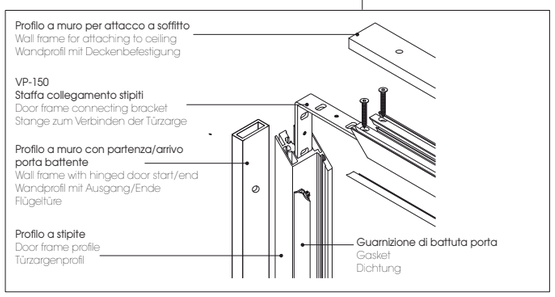

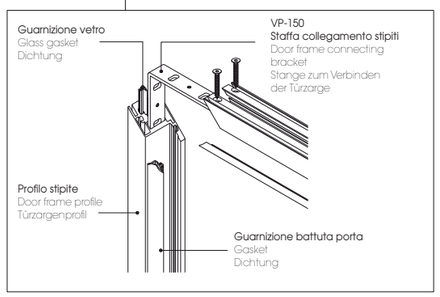

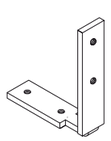

VP-140
Staffa di collegamento profilo a parete e stipite porta battente
Bracket for connecting partition frame and door
Verbindungsstange Rahmenprofil und Türpfosten der Flügeltüre

TP-003
Profilo a parete
Partition frame
Rahmenprofil

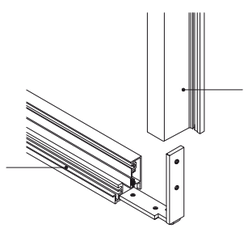

V-015
Morsetto per parapetti per vetro stratificato
Clamp for railings laminated glass
Klemmbeschlag für Geländer VSG Glas
6+6, 8+8, 10+10

Finiture: alluminio - CP
effetto inox - NS
Finishes: alluminium - CP
inox effect - NS
Oberflächen: Aluminium - CP
inox effekt - NS

V-015-06

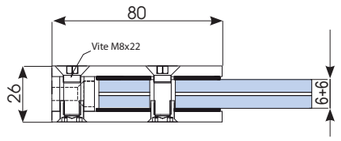

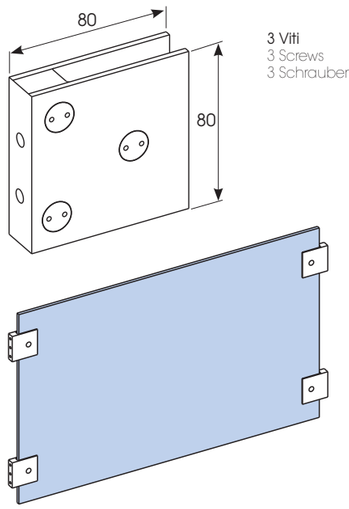

3 Viti
3 Screws
3 Schrauben

V-015-8

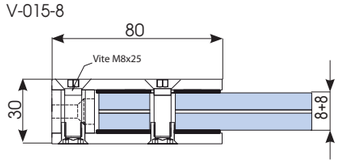

V-015-10

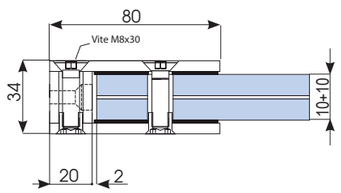

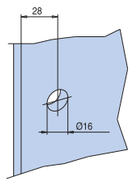

Foro nel vetro
Glass hole
Glasbohrung

B-1010
Tubo corrimano acciaio inox satinato
Round handrail satin stainless steel
Handlauf rund aus Edelstahl matt

catalogo generale

sistemi scorrevoli

Sliding systems
Schiebetürsysteme



sliding tech V-3OOO

tokyo V-33OO / alfa V-32OO / compasso V-34OO

comet V-31OO Aluminium

comet V-31OO / beta V-36OO Aluminium / punto V-35OO

tech 2 V-3O5O

evolution V-51OO

compact V-5OOO

sesamo V-2OOO

scorrevole easy V-1OOO

scorrevole easy 8O V-11OO

scorrevole easy doppio V-12OO

scorrevole telescopico V-4OOO / V-41OO / V-42OO

accessori scorrevole a scomparsa
accessories for sliding doors inside the wall
Zubehör für Schiebetüren in der Wand laufend

sliding tech V-3000

Sistema scorrevole su barra con tecnica in vista, a scelta con un'anta o due ante mobili, montato a parete o sopra cornice porta o direttamente su vetro, disponibile anche per ante laterali fisse e sopraluce.

Sliding door system with open mechanic. Available for one sliding panel or two, to be mounted on the wall or on a passage doorframe, could be also mounted directly on glass with side panels and/or overpanel.

Schiebetürsystem mit sichtbarer Technik wahlweise ein oder zweiflügelig, vor dem Mauerwerk oder vor einem Durchgangsfutter. Auch am Glas montierbar. Lieferbar auch mit Seitenteilen und / oder Oberlicht.

Art. V-3010
Kit per la chiusura simultanea di due ante scorrevoli per il sistema Sliding tech V-3000.
Kit for 2-panel synchronously opening system for Sliding tech V-3000.
Kit für 2-flügelige synchron öffnende Schiebetüren für Sliding tech V-3000.

Materiale: Acciaio Inox satinato
Material: Satin stainless steel
Grundmaterial: edelstahl matt

V-511
Nicchia scorrevole quadra con fori nel vetro.
Square sliding door-handle with holes in the glass.
Glasschiebetürmuschel Quadrat mit Bohrungen im Glas.

V-506
Nicchia a tirare Minima per Scorrevole.
Sliding door-handle Minima for glass sliding door.
Glasschiebetürmuschel Minima.

V-512
Nicchia tonda per scorrevole.
Sliding door-handle round.
Griffmuschel, rund.



V-522
Nicchia quadra per scorrevole.
Sliding door-handle square.
Griffmuschel quadratisch.

V-510
Nicchia scorrevole quadra piccola con fori nel vetro.
Square sliding door-handle small with holes in the glass.
Glasschiebetürmuschel Quadrat klein mit Bohrungen im Glas.

V-014
Guida a pavimento per scorrevole per vetro 8mm o 10mm.
Floor guide adjustable for glass 8mm or 10mm.
Bodenführung verstellbar für Glas 8mm bzw 10mm.



Sistema scorrevole V-3000
fissato a soffitto con attacchi PLA171E.
Sliding system V-3000
ceiling installation with ceiling connectors PLA171E.
Schiebetürsystem V-3000
mit Deckenbefestingung Art. PLA171E.

Sistema scorrevole V-3000
montato con porta in legno con prolunghe
da muro PLA171D26.
Sliding system V-3000
mounted with wooden door with wall-extensions
PLA171D26.
Schiebetürsystem V-3000
für Holztür, mit Wand-Distanzen PLA171D26.

sliding tech V-3000

Tipologie di applicazione scorrevoli - Application typologies sliding doors - Kompositionsmöglichkeiten des Systems

Set 1

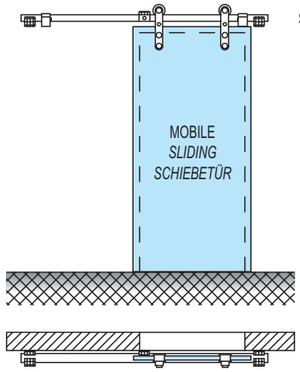

Set 2

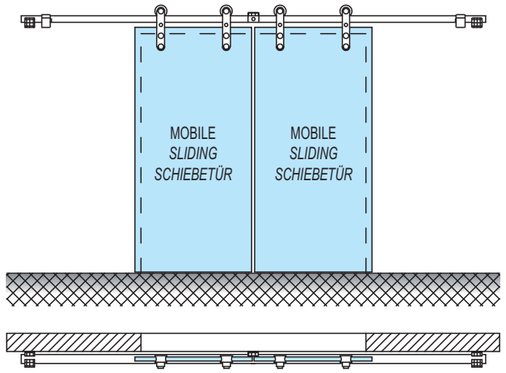

Set 5

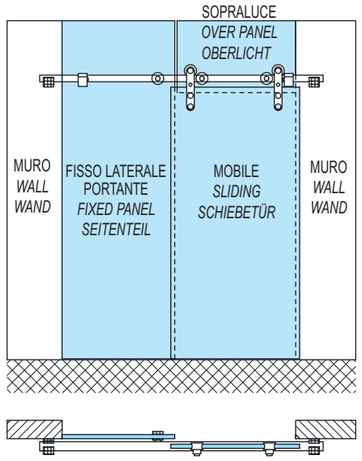

Set 6

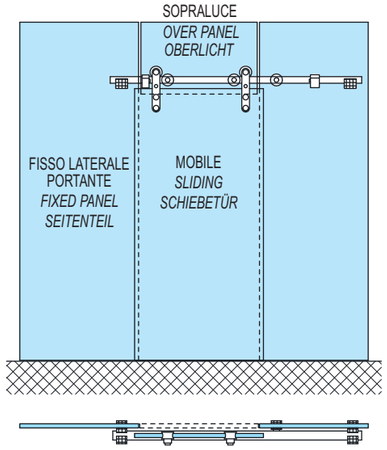

Set 7

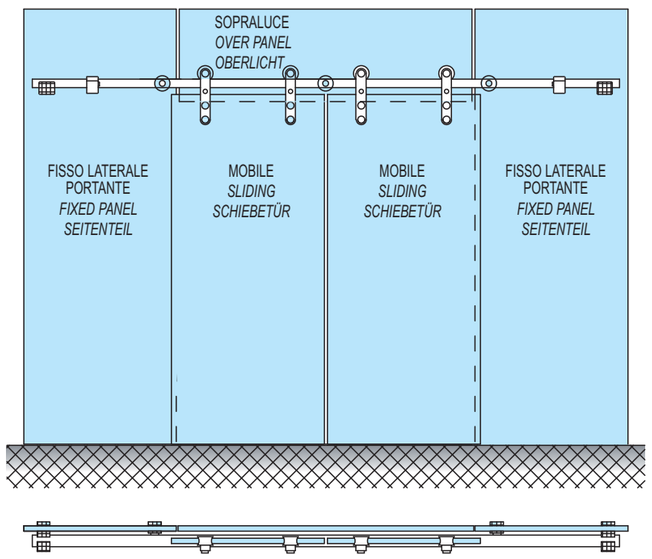

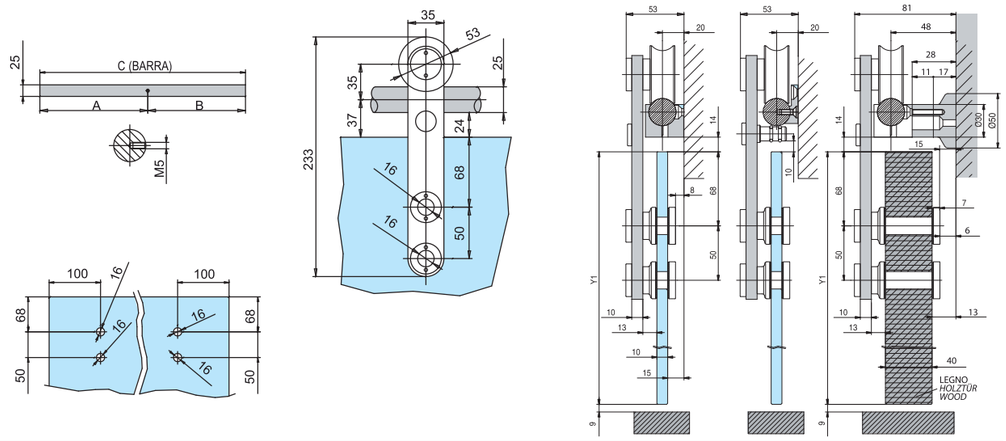

FORI NEI VETRI FISSI • *GLASS PREPARATION OVER PANEL AND FIXED PANEL • GLASBEARBEITUNG OBERLICHT UND SEITENTEIL*

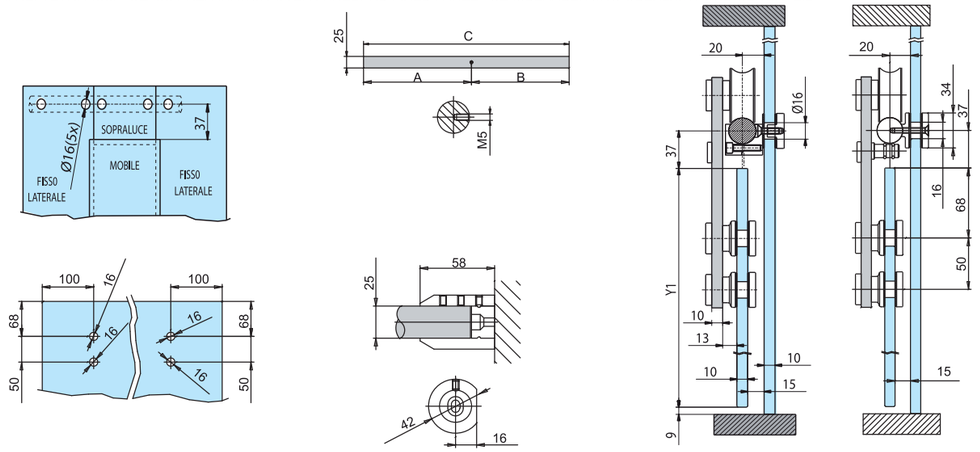

FORI NEL VETRO MOBILE • *GLASS PREPARATION SLIDING PANEL • GLASBEARBEITUNG VERSCHIEBBAR ELEMENT*

FORI NEI VETRI FISSI • *GLASS PREPARATION OVER PANEL AND FIXED PANEL • GLASBEARBEITUNG OBERLICHT UND SEITENTEIL*

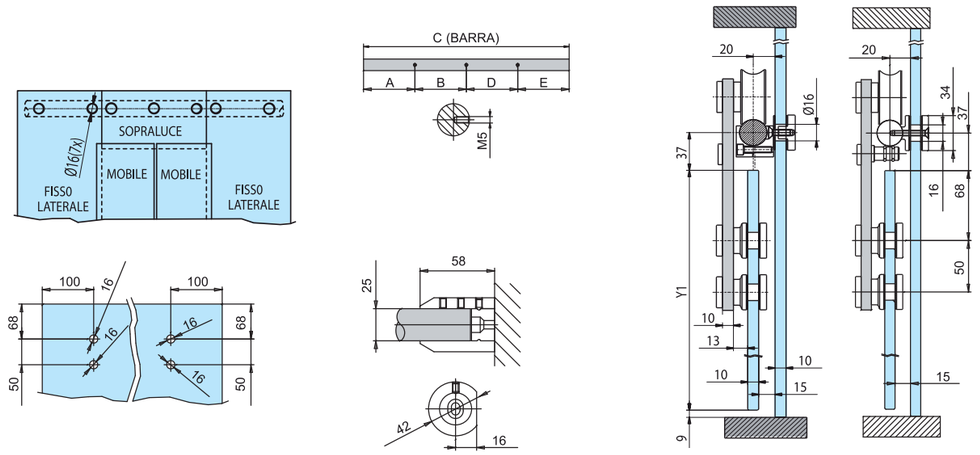

FORI NEI VETRI MOBILI • *GLASS PREPARATION SLIDING PANELS • GLASBEARBEITUNG VERSCHIEBBARE ELEMENTE*

sliding tech V-3OOO curvo

V-3OOO with curved track - V-3OOO mit gebogene Laufschiene

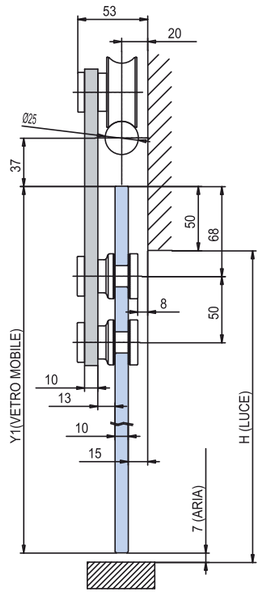

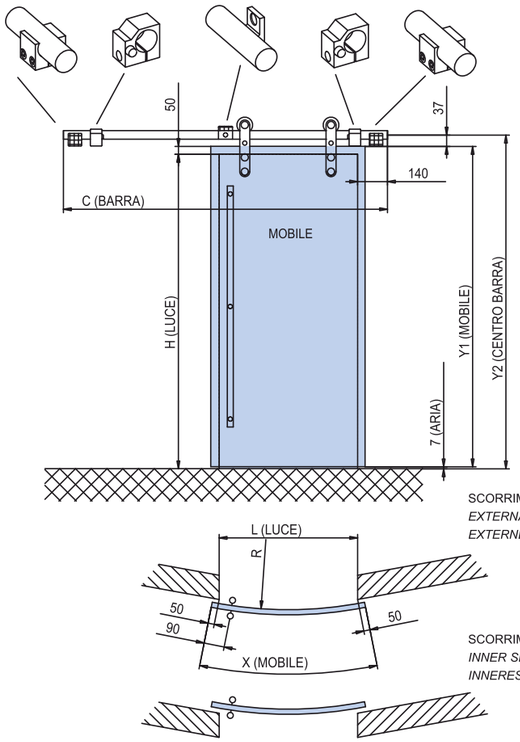

SCORRIMENTO ESTERNO
EXTERNAL SLIDING
EXTERNES SCHIEBEN

SCORRIMENTO INTERNO
INNER SLIDING
INNERES SCHIEBEN

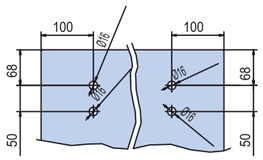



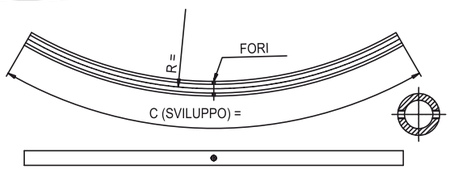

L (LUCE)	X (MOBILE) SVILUPPO	C (BARRA) SVILUPPO
700	800	1650
800	900	1850
900	1000	2050

H (LUCE)	Y1 (MOBILE)	Y2 (CENTRO BARRA)
2000	2043	2087
2100	2143	2187

RAGGIO DI CURVATURA PER VETRO E BARRA *RADIUS RAIL AND GLASS - RADIUS LAUFSCHIENE UND GLAS*	
VETRO *GLASS - GLAS*	BARRA *RAIL - LAUFSCHIENE*
R1000	R1000
R1250	R1250
R1500	R1500
R1750	R1750
R2000	R2000

Barra acciaio inox Ø 25 mm. con fori centrali per scorrimento esterno o interno.
Stainless steel rail Ø 25 mm. with holes for outside / inside sliding.
Edelstahl Laufschiene Ø 25 mm. mit Bohrungen für externes / inneres Schieben.

Vetro Altezza Y1
Y1 (MOBILE) = H (LUCE) + 50 - 7 (ARIA)

Barra Altezza Centro Y2
Y2 (BARRA) = H (LUCE) + 50 + 37

Vetro Larghezza (sviluppo)
X (MOBILE) = L (LUCE) + 100

Barra Lunghezza (MINIMA)
C (BARRA) = L (LUCE) x 2 + 250

L = Larghezza luce netta *Clear opening width Lichte Durchgangsbreite*
C = Barra lunghezza minima *Minimum rail lenght Minimale Schiene Länge*
H = Altezza luce netta *Clear opening height Lichte Durchgangshöhe*
X = Larghezza vetro *Glass door width Glasbreite*
Y1 = Altezza vetro *Glass door height Glashöhe*
Y2 = Barra altezza centro *Rail height centre Schiene Höhe Mitte*

SLIDING TECH CURVO: ESEMPIO DI UNA VERSIONE STRUTTURALE REALIZZATA
APPLICATION EXAMPLE
ANWENDUNGSBEISPIEL

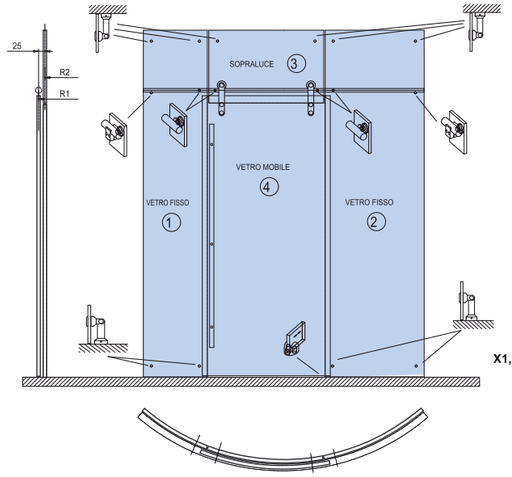

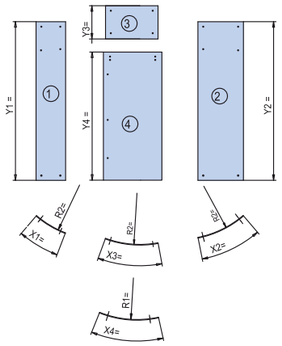

X1, X2, X3, X4: MISURE SVILUPPO - *BENTED RAIL LENGTH LAUFSCHIENE GEBOGEN LÄNGE*
R1: RAGGIO PRINCIPALE VETRO MOBILE E BARRA *RADIUS SLIDING DOOR AND BENTED RAIL RADIUS SCHIEBETÜR UND LAUFSCHIENE GEBOGEN*
R2: R1-25 RAGGIO VETRI FISSI LATERALI E SOPRALUCE *RADIUS FIXED PANELS AND OVERPANEL RADIUS SEITENTEIL UND OBERLICHT*
R1, R2: SI INTENDONO I RAGGI MEDI DEI VETRI *AVERAGE RADIUS GLASS DURCHSCHNITTLICHEN RADIUS GLAS*

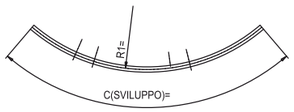

BARRA ACCIAIO INOX Ø 25 MM.
STAINLESS STEEL RAIL Ø 25 MM.
EDELSTAHL LAUFSCHIENE Ø 25 MM.

R1 = RAGGIO PRINCIPALE VETRO MOBILE E BARRA.
MAIN RADIUS SLIDING GLASS AND RAIL.
HAUPTRADIUS GLAS UND LAUFSCHIENE.



tokyo V-3300 - alfa V-3200
compasso V-3400

Sistemi scorrevoli su barra con tecnica in vista, a scelta con un'anta o due ante mobili, montabili a parete o direttamente su vetro.

Sliding door systems with tubular top track. Supplied in sets for either one or two sliding doors. The tubular top track can be fixed to walls or glass panels.

Schiebetürsysteme mit sichtbarer Technik wahlweise ein oder zweiflügelig, vor dem Mauerwerk oder am Glas montierbar.

Tokyo V-3300

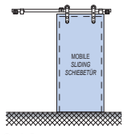

Set 1

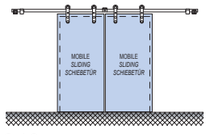

Set 2

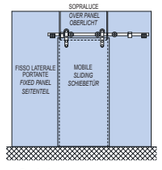

Set 6

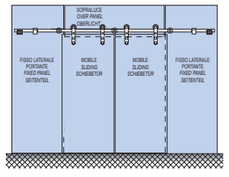

Set 7

Alfa V-3200

Compasso V-3400

WHITEARCHITTE

comet V-3100
beta V-3600
punto V-3500

Comet V-3100 Aluminium

Comet V-3100

Beta V-3600 Aluminium

Punto V-3500



tech 2 V-3050

Sistema scorrevole tecnico senza fori nella barra - Carrelli senza perno antisgancio - Antisgancio tramite morsetti fissaggio extra.

Sliding system with tubolar top track without holes in the track tube - Rollers without antijump mechanism - Antijump mechanism with extra fixing clamps.

Schiebetürsysteme mit sichtbarer Technik ohne Bohrungen in die Laufschiene - Rollenwagen ohne Aus hebeschutz-durch extra Klemmhalterungen.

Tech 2 V-3050
Set. 6

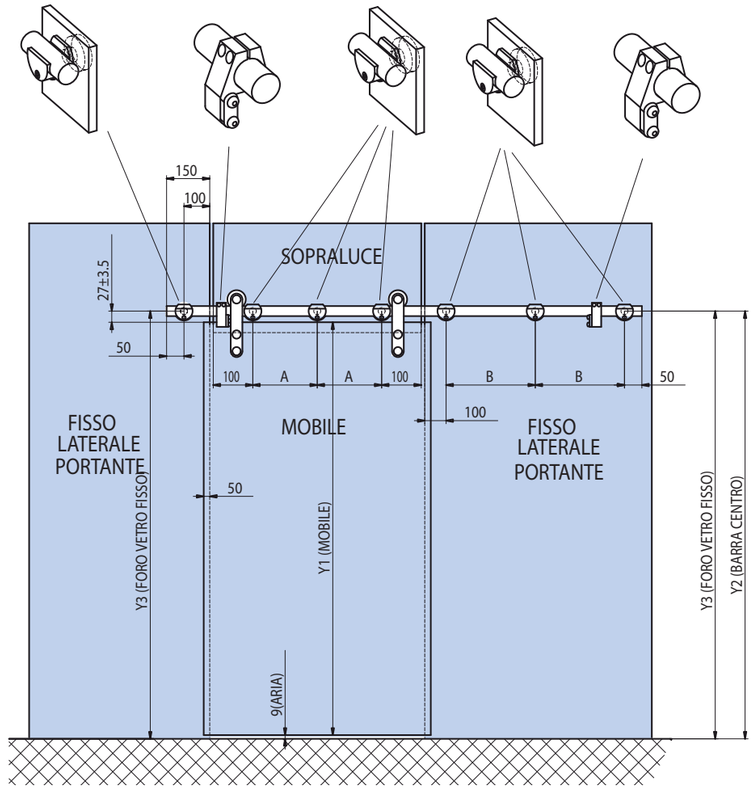

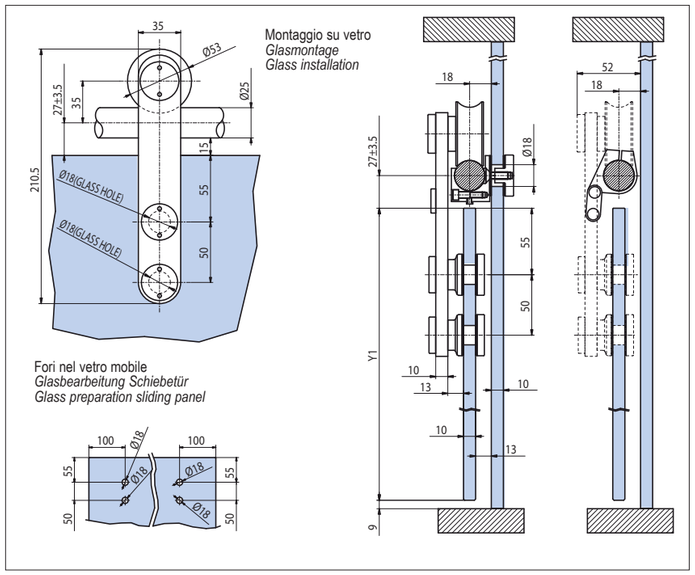

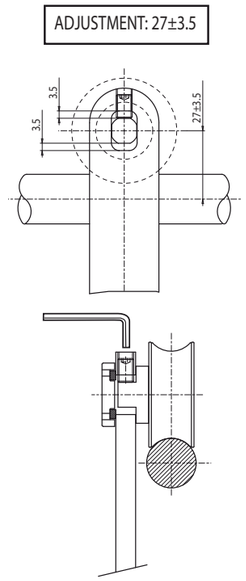

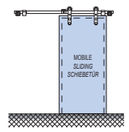

Set 1

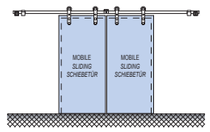

Set 2

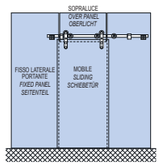

Set 6

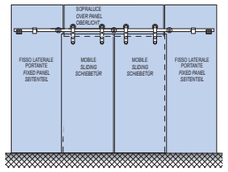

Set 7

evolution V-5100



V-5100 Evolution
Nuovo sistema scorrevole in alluminio anodizzato, versatile e completo nelle sue caratteristiche:
- dimensioni ridotte 55x45 mm
- portata 120 kg per anta
- montaggio a parete, soffitto o su vetro
- facilita' di montaggio
- nessuna lavorazione del vetro necessaria
- standard per spessore vetro 8 – 10 mm o per spessore vetro 12 – 12,7 - 13,5 mm tramite gli appositi spessori optional
- possibilità di regolazione dell'anta montata tramite i carrelli di +/- 5 mm
- carrelli con cuscinetti ad alta scorrevolezza
- disponibile anche con sede per vetro fisso laterale V-5103

New sliding system in anodised aluminium complete with the following technical features:
- minimal dimensions 55x45 mm
- load capacity 120 kg
- wall, ceiling or glass installation
- easy installation
- no glass preparation
- standard for glass thickness 8 – 10 mm and for 12 – 12,7 – 13,5 mm with the optional spacers
- height adjustment facility after installation +/- 5 mm
- light running trolley hangers
- available with side panels V-5103

Neues Schiebetürsystem aus Aluminium mit folgenden technischen Merkmalen:
- Minimale Laufschienenabmessung von nur 55x45 mm
- Flügelgewicht bis 120 kg
- Wand-, Decken- bzw. Glasmontage
- einfache Montage
- keine Glasbearbeitung
- standard für Glasdicke 8 – 10 mm , oder für 12 – 12,7 – 13,6 mm mit optionale Distanzscheiben
- Nachträgliche Höhenverstellung von +/- 5 mm
- Klemm-Laufwagen mit spezielle Rollentechnik
- Möglich mit Seitenteil, -teilen V-5103

V-5100

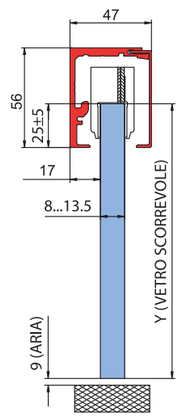

V-5103

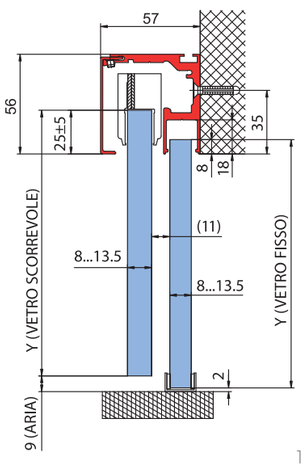

1 SCORREVOLE AD 1 ANTA IN LUCE
SLIDING DOOR WITH CEILING INSTALLATION
SCHIEBETÜR MIT DECKENBEFESTIGUNG

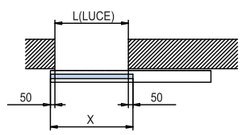

Binario Lunghezza (B) = L (Luce)x2+150
Vetro Larghezza (X) = L (Luce) + 100
Vetro Altezza (Y) = H (Luce) – 40

CON MONTAGGIO A SOFFITTO
WITH CEILING INSTALLATION
DECKENBEFESTIGUNG

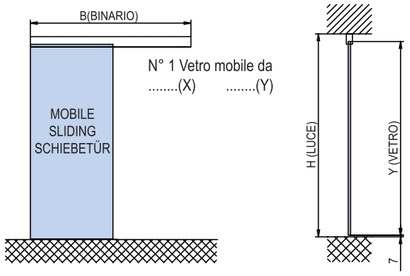

N° 1 Vetro mobile da
.....(X) .....(Y)

2 SCORREVOLE AD 1 ANTA ESTERNO MURO
SLIDING DOOR ALONG THE WALL
SCHIEBETÜR AUF DER WAND

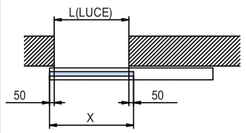

Binario Lunghezza (B) = L (Luce)x2+150
Vetro Larghezza (X) = L (Luce) + 100
Vetro Altezza (Y) = H (Luce)+15

CON BINARIO A FILO LUCE
TRACK PROFILE LINE WALL
SCHIENE KANTE WANDÖFFNUNG

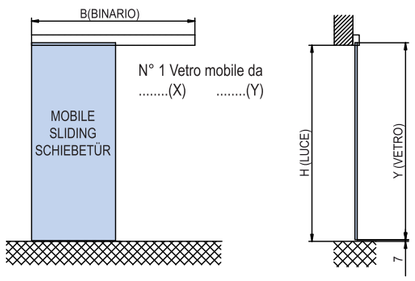

N° 1 Vetro mobile da
.....(X) .....(Y)

3 SCORREVOLE A 2 ANTE MOBILI ESTERNO MURO
DOUBLE SLIDING DOOR ALONG THE WALL
DOPPELTE SCHIEBETÜR AUF DER WAND

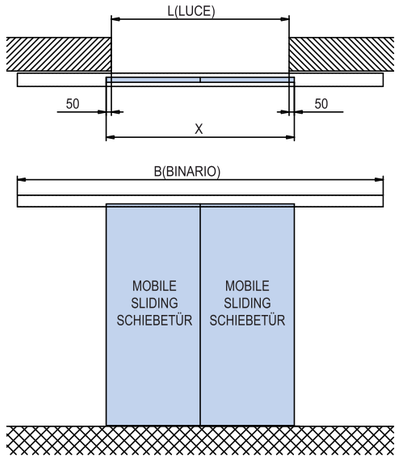

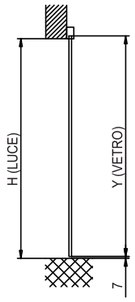

Binario Lunghezza (B) = L (Luce)x2+100
Vetro Larghezza (X) = [L (Luce) + 100] / 2
Vetro Altezza (Y) = H (Luce) +15

CON BINARIO A FILO LUCE
WITH TRACK PROFILE LINE WALL
MIT SCHIENE KANTE WANDÖFFNUNG

N° 2 Vetro mobili da
.....(X) .....(Y)

7 SCORREVOLE A 2 ANTE IN LUCE UNA FISSA E UNA MOBILE
SINGLE SLIDING DOOR WITH A FIXED PANEL
SCHIEBETÜR ZWISCHEN DEM MAUERWERK LAUFEND MIT SEITENTEIL

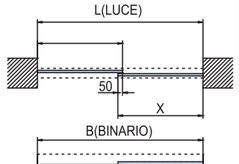

Binario Lunghezza (B) = (Luce)
Vetri Larghezza (X) = [L(Luce) + 50]/2
Vetro Mobile Altezza(Y1) = H(Luce) -40
Vetro Fisso Altezza (Y2) = H(Luce) -49

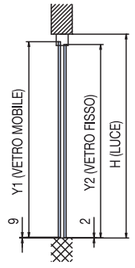

4 SCORREVOLE A 2 ANTE ESTERNO MURO UNA FISSA E UNA MOBILE
SINGLE SLIDING DOOR WITH A FIXED PANEL ALOG THE WALL
SCHIEBETÜR VOR DEM MAUERWERK LAUFEND MIT SEITENTEIL

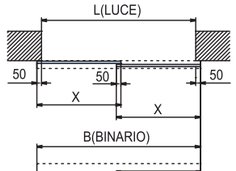

Binario Lunghezza (B) = (Luce) +100
Vetro Larghezza (X) = [L(Luce) +150]/2
Vetro Mobile Altezza(Y1) = H(Luce) +15
Vetro Fisso Altezza (Y2) = H(Luce) +6

CON BINARIO A FILO LUCE
TRACK PROFILE LINE WALL
SCHIENE KANTE WANDÖFFNUNG

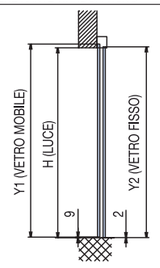

L = Larghezza luce netta
Clear opening width
Lichte Durchgangsbreite

B = Binario
Track profile
Laufschiene

H = Altezza luce netta
Clear opening height
Lichte Durchgangshöhe

X = Larghezza vetro
Glass door width
Glasbreite

Y = Altezza vetro
Glass door height
Glashöhe

Y1 = Altezza vetro mobile
Glass sliding door height
Glashöhe Schiebetür

Y2 = Altezza vetro fisso
Side fixed glass height
Seitenteil Höhe

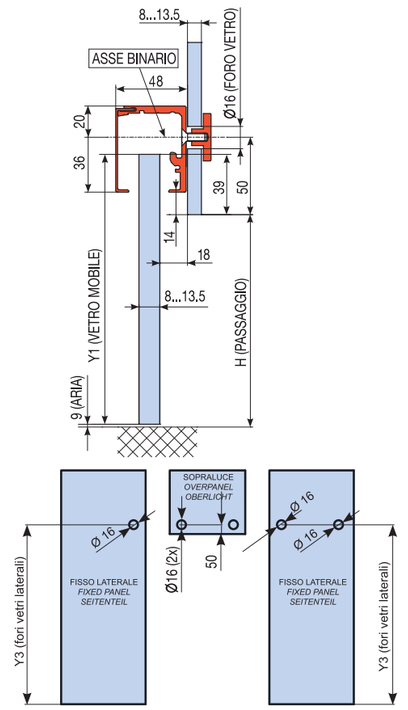

FORI NEI VETRI FISSI E NEL SOPRALUCE
GLASS PREPARATION FIXED PANELS AND OVERPANEL
GLASBEARBEITUNG SEITENTEIL UND OBERLICHT

VERSIONE STRUTTURALE CON 1 VETRO MOBILE
STRUCTURAL VERSION WITH ONE SLIDING DOOR
GLASANLAGE MIT SCHIEBETÜR EVOLUTION

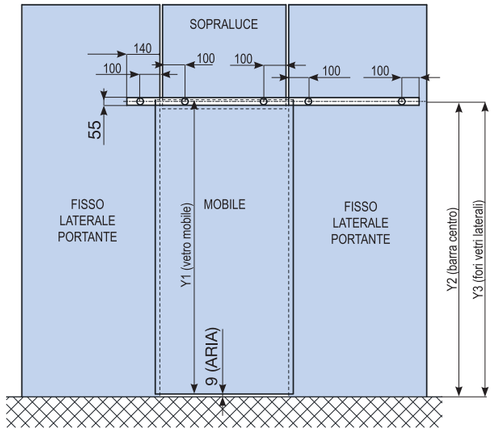

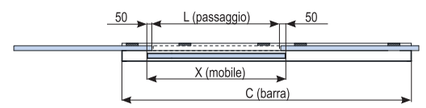

CALCOLO VETRI
CALCULATION GLASS
BERECHNUNG GLAS

Vetro mobile Larghezza
X (vetro) = L (passaggio) + 100

Vetro mobile Altezza
Y1 (vetro) = H (passaggio) + 39-9 (aria)

Binario lunghezza (minima)
C (barra) = L (passaggio) x 2 + 250

Binario altezza centro
Y2 (barra) = H (passaggio) + 50

Fori vetri fissi laterali
Y3 (fori vetri fissi)) = H (passaggio) + 50

CALCOLO VETRI
CALCULATION GLASS
BERECHNUNG GLAS

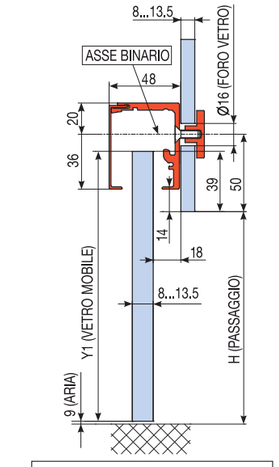

Vetro mobile Larghezza
X (vetro) = [L (passaggio) + 100] / 2

Vetro mobile Altezza
Y1 (vetro) = H (passaggio) + 39-9 (aria)

Barra altezza centro
Y2 (barra) = H (passaggio) + 50

VERSIONE STRUTTURALE CON 2 VETRI MOBILI
STRUCTURAL VERSION WITH TWO SLIDING DOORS
GLASANLAGE MIT 2-FLG SCHIEBETÜR EVOLUTION

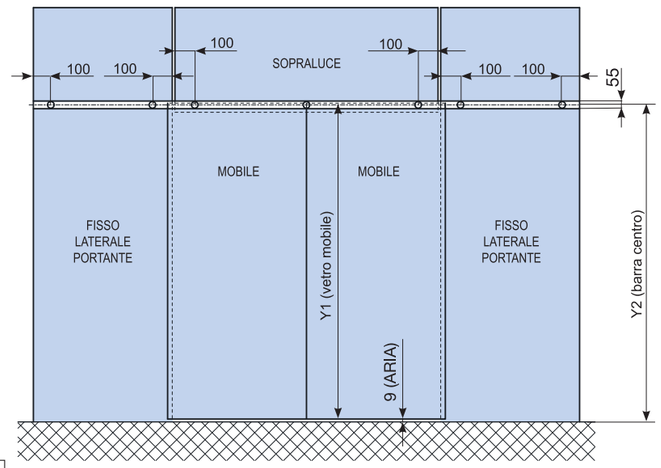

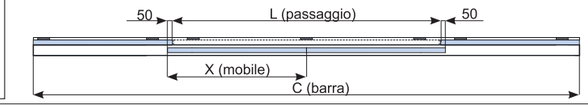

Y1 = Altezza vetro mobile
Glass sliding door height
Glashöhe Schiebetür

Y2 = Binario altezza centro
Rail height centre
Laufschiene Höhe Mitte

Y3 = Fori fissi laterali
Height holes in fixed panel
Höhe Bohrungen in Seitenteil

compact V-5000

Sistema scorrevole Compact in alluminio anodizzato, dal design essenziale e minimale nelle sue dimensioni ridotte record di 45x44 mm.

Compact sliding system in anodised aluminium, with amazingly small 45x44 mm fittings, an essential, minimal design.

Schiebesystem Compact aus eloxiertem Aluminium mit funktionellem Design und minimal in seinen besonders reduzierten Abmessungen von 45x44 mm.

Compact ha la possibilità di fissaggio della guida a muro, soffitto, oppure unico nel suo genere può essere montato con grande effetto di eleganza nelle pareti strutturali in tutto vetro.

A Compact system guide rail can be fitted to internal walls and ceilings and it is the only one of its kind that can be mounted on structural walls for a stunning all-glass effect.

Bei Compact kann die Führung an der Wand, an der Decke, oder auch, was in seiner Art einzigartig ist, mit großer und eleganter Wirkung an vollverglasten strukturellen Wänden befestigt werden.

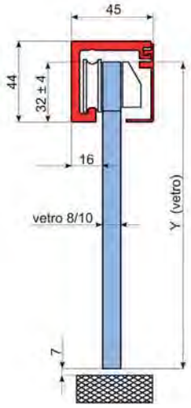

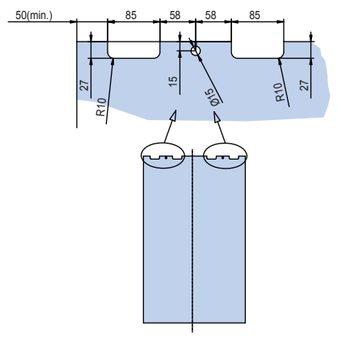

Taglio vetro (2 x)
Glass preparation (2 x)
Glasbearbeitung (2x)

1 SCORREVOLE AD 1 ANTA IN LUCE
SLIDING DOOR WITH CEILING INSTALLATION
SCHIEBETÜR MIT DECKENBEFESTIGUNG

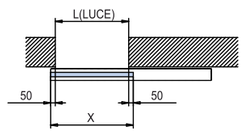

Binario Lunghezza (B) = L (Luce)x2+150
Vetro Larghezza (X) = L (Luce) + 100
Vetro Altezza (Y) = H (Luce) - 20

CON MONTAGGIO A SOFFITTO
WITH CEILING INSTALLATION
DECKENBEFESTIGUNG

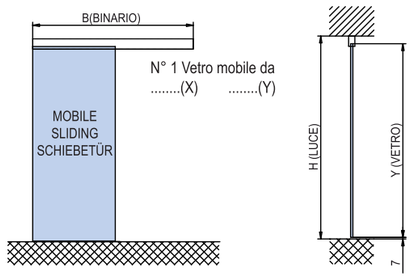

N° 1 Vetro mobile da
.....(X) .....(Y)

2 SCORREVOLE AD 1 ANTA ESTERNO MURO
SLIDING DOOR ALONG THE WALL
SCHIEBETÜR AUF DER WAND

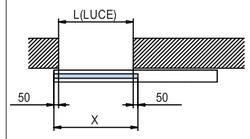

Binario Lunghezza (B) = L (Luce)x2+150
Vetro Larghezza (X) = L (Luce) + 100
Vetro Altezza (Y) = H (Luce) + 25

CON BINARIO A FILO LUCE
TRACK PROFILE LINE WALL
SCHIENE KANTE WANDÖFFNUNG

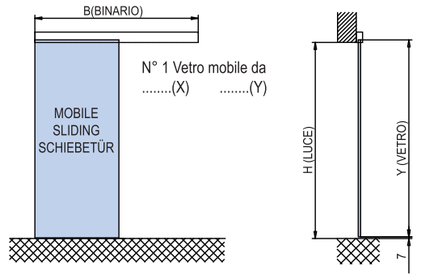

N° 1 Vetro mobile da
.....(X) .....(Y)

3 SCORREVOLE A 2 ANTE MOBILI ESTERNO MURO
DOUBLE SLIDING DOOR ALONG THE WALL
DOPPELTE SCHIEBETÜR AUF DER WAND

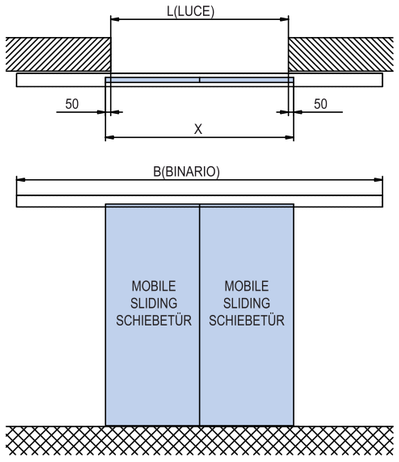

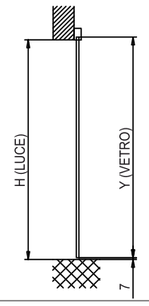

Binario Lunghezza (B) = L (Luce)x2+100
Vetro Larghezza (X) = [L (Luce) + 100] / 2
Vetro Altezza (Y) = H (Luce) + 25

CON BINARIO A FILO LUCE
WITH TRACK PROFILE LINE WALL
MIT SCHIENE KANTE WANDÖFFNUNG

N° 2 Vetro mobili da
.....(X) .....(Y)

COMPACT CON ANTA SCORREVOLE E FISSA
COMPACT WITH SLIDING DOOR AND FIXED PANEL
COMPACT MIT SCHIEBETÜR UND SEITENTEIL

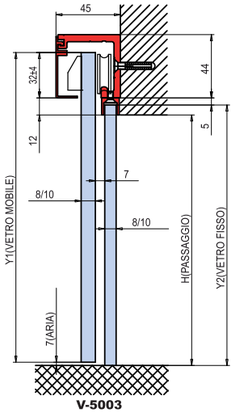

V-5003

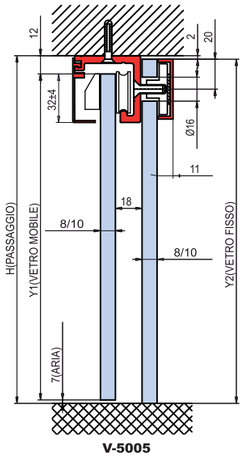

V-5005

L = Larghezza luce netta
Clear opening width
Lichte Durchgangsbreite

B = Binario
Track profile
Laufschiene

H = Altezza luce netta
Clear opening height
Lichte Durchgangshöhe

X = Larghezza vetro
Glass door width
Glasbreite

Y = Altezza vetro
Glass door height
Glashöhe

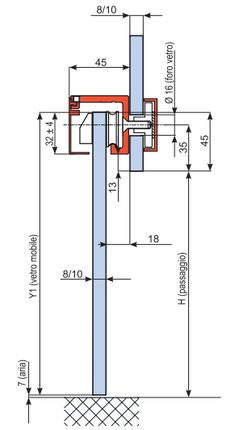

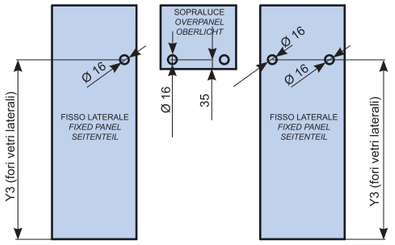

FORI NEI VETRI FISSI E NEL SOPRALUCE
GLASS PREPARATION FIXED PANELS AND OVERPANEL
GLASBEARBEITUNG SEITENTEIL UND OBERLICHT

VERSIONE STRUTTURALE CON 1 VETRO MOBILE
STRUCTURAL VERSION WITH ONE SLIDING DOOR
GLASANLAGE MIT SCHIEBETÜR COMPACT

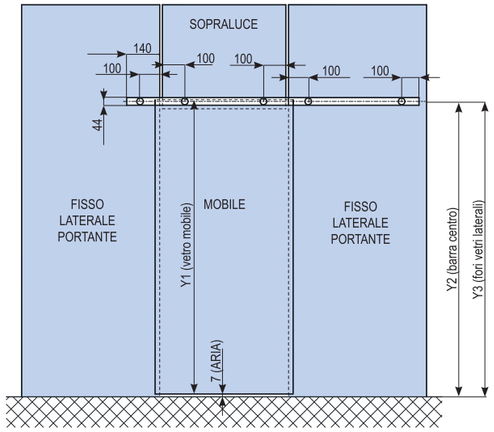

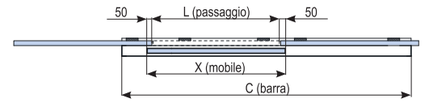

CALCOLO VETRI
CALCULATION GLASS
BERECHNUNG GLAS

Vetro mobile Larghezza
X (vetro) = L (passaggio) + 100

Vetro mobile Altezza
Y1 (vetro) = H (passaggio) + 45-7 (aria)

Binario lunghezza (minima)
C (barra) = L (passaggio) x 2 + 250

Binario altezza centro
Y2 (barra) = H (passaggio) + 35

Fori vetri fissi laterali
Y3 (fori vetri fissi)) = H (passaggio) + 35

CALCOLO VETRI
CALCULATION GLASS
BERECHNUNG GLAS

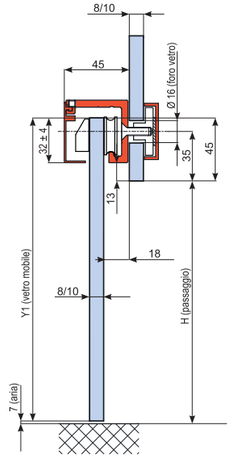

Vetro mobile Larghezza
X (vetro) = [L (passaggio) + 100] / 2

Vetro mobile Altezza
Y1 (vetro) = H (passaggio) + 45-7 (aria)

Barra altezza centro
Y2 (barra) = H (passaggio) + 35

VERSIONE STRUTTURALE CON 2 VETRI MOBILI
STRUCTURAL VERSION WITH TWO SLIDING DOORS
GLASANLAGE MIT 2-FLG SCHIEBETÜR COMPACT

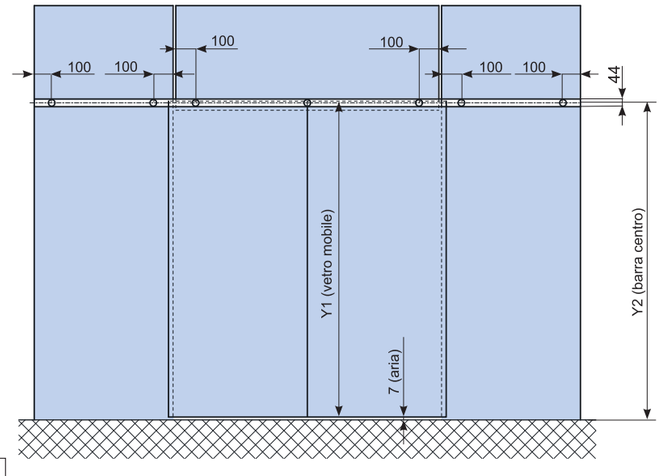

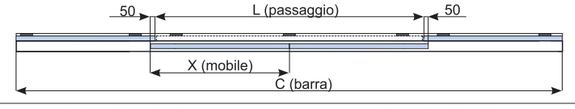

Y1 = Altezza vetro mobile
Glass sliding door height
Glashöhe Schiebetür

Y2 = Binario altezza centro
Rail height centre
Laufschiene Höhe Mitte

Y3 = Fori fissi laterali
Height holes in fixed panel
Höhe Bohrungen in Seitenteil

sesamo V-2000

Sistema scorrevole Sesamo in alluminio anodizzato o naturale per vetro da 8 o 10mm composto da carrelli ad elevata scorrevolezza grazie alla speciale tecnica di costruzione e con meccanismo di regolazione per la messa in bolla dell'anta.

The sliding door system Sesamo is available in natural or anodised aluminium. The system is suitable for use with 8 or 10 mm thick glass and it is composed with clamp carriers light running ensured by their special technology.
Door levels can be adjusted on the track without removing the glass panels.

Das Schiebetürsystem Sesamo aus Aluminium oder natureloxiertem Aluminium (EV1) ist für Glas mit 8 oder 10 mm konzipiert. Das System inkludiert den Klemm-Laufwagen leichtlaufend durch eine spezielle Rollentechnik und einen verstellbaren Mechanismus für eine waagrechte Halterung. Auch nach der Glasmontage ist eine Höhenregulierung von 10mm möglich.

Art. V-2002
Set carrelli morsetti Sesamo.
Set clamps carriers Sesamo.
Set Klemmlaufwagen Sesamo.



Kit V-2010
Kit per la chiusura simultanea di due ante scorrevoli per il sistema Sesamo V-2000.
Kit for 2-panel synchronously opening system for Sesamo V-2000.
Kit für 2-flügelige synchron öffnende Schiebetüren für Sesamo V-2000.

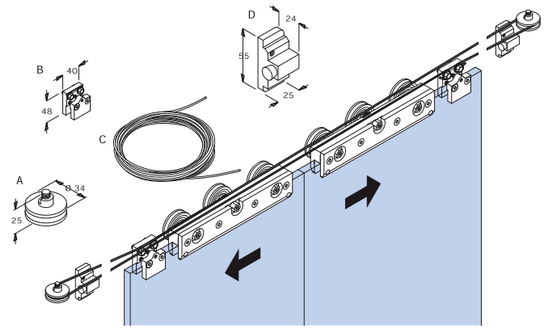

Art. V-2003
Morsetti versione Griff per guida scorrimento Sesamo.
Clamp carriers Griff for Sesamo sliding track.
Klemm-Laufwagen "Griff" für Sesamo Laufschienenprofil.



Art. V-2004
Morsetti versione tecnica per guida scorrimento Sesamo.
Clamp carriers Tech for Sesamo sliding track.
Klemm-Laufwagen Technik für Sesamo Laufschienenprofil.

Tipologie di applicazione scorrevoli - Application typologies sliding doors - Kompositionsmöglichkeiten des Systems

V-2003 V-2004

SESAMO GRIFF
SESAMO GRIFF

SESAMO TECNICO
TECHNICAL SESAMO

① Scorrevole ad una anta esterno muro
Single sliding door along the wall
1-flg. Schiebetür vor dem Maurerwerk

② Scorrevole a due ante mobili esterno muro
Double sliding doors along the wall
2-flg. Schiebetür vor dem Maurerwerk

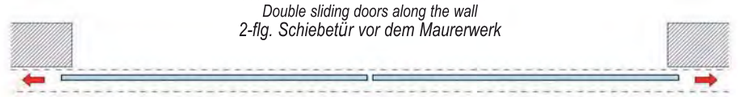

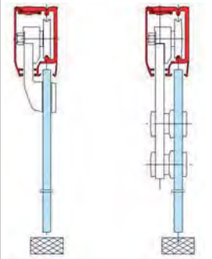

SESAMO V-2002
SESAMO

③ Scorrevole a due ante in luce una fissa una mobile
Single sliding door with a fixed panel
1-flg. Schiebetür zwischen dem Mauerwerk laufend mit Seitenteil

④ Scorrevole a due ante esterno muro una fissa una mobile
Single sliding door with a fixed panel along the wall
1-flg. Schiebetür vor dem Mauerwerk laufend mit Seitenteil

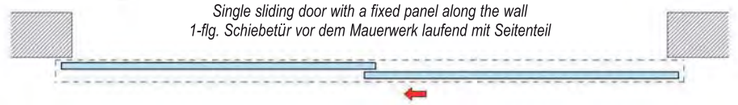

⑤ Scorrevole a tre ante in luce una mobile e due fisse
Single sliding door with 2 side fixed panels
3-flg. Schiebetür zwischen dem Mauerwerk nach rechts oder links laufend vor 2 feststehenden Seitenteilen

⑥ Scorrevole a tre ante esterno muro una mobile e due fisse
Single sliding door with 2 side fixed panels along the wall
3-flg. Schiebetür vor dem Mauerwerk nach rechts oder links laufend vor 2 feststehenden Seitenteilen

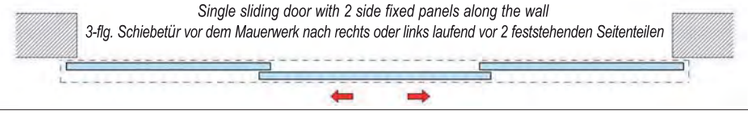

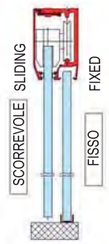

⑦ Scorrevole a quattro ante in luce due mobili e due fisse
Double sliding doors with 2 side fixed panels
4-flg. Schiebetür zwischen dem Mauerwerk mit 2 feststehenden Seitenteilen und 2 verschiebbaren Flügeln

⑧ Scorrevole a quattro ante esterno muro due mobili e due fisse
Double sliding doors with 2 side fixed panels along the wall
4-flg. Schiebetür vor dem Mauerwerk mit 2 feststehenden Seitenteilen und 2 verschiebbaren Flügeln

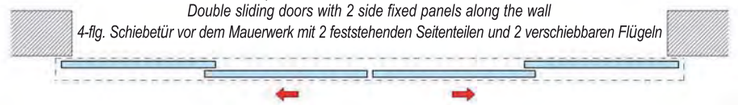

SCORREVOLE SESAMO
SYSTEM SESAMO

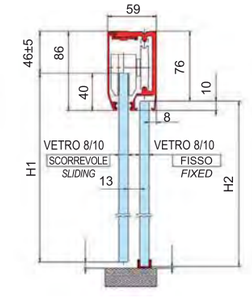

FORI VETRO OPTIONAL - HOLES IN GLASS OPTIONAL

SCORREVOLE SESAMO VERSIONE GRIFF
SLIDING DOOR SYSTEM SESAMO GRIFF VERSION

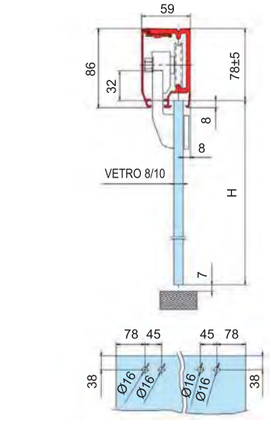

SCORREVOLE SESAMO VERSIONE TECNICA
SLIDING DOOR SYSTEM SESAMO TECHNICAL VERSION

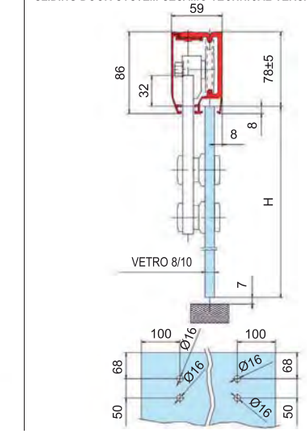

scorrevole easy
V-1000 easy V-1100 easy 80

Sistema scorrevole Easy composto da: guida di scorrimento per fissaggio a parete o soffitto, carrelli, morsetti e veletta di copertura in alluminio anodizzato.

The sliding door system Easy is available with: profiled aluminium track to be fixed under the ceiling or onto a wall, clamp carriers and cover made of aluminium.

Das Schiebetürsystem Easy inkludiert: Laufschienenprofil aus Aluminiumgebohrt für Wand oder Deckenbefestigung, Laufwagen, Klemmschuhe und Verkleidungsprofil aus Aluminium EV1.

V-1000 easy

Kg 120

Art. V-1000
Montaggio a soffitto o parete 1 o 2 ante scorrevoli.
Ceiling or wall installation 1 or 2 sliding panels.
Decken-bzw Wandmontage 1 bzw 2 - Flügelig.

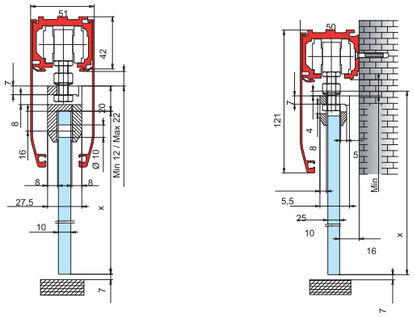

V-1100 easy 80

Kg 80

Art. V-1100
Montaggio a soffitto o parete 1 o 2 ante scorrevoli.
Ceiling or wall installation 1 or 2 sliding panels.
Decken-bzw Wandmontage 1 bzw 2 - Flügelig.

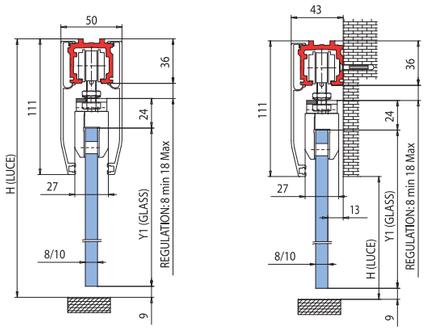

Art. V-1100
Montaggio a soffitto o parete con profilo per vetro fisso V-1104.
Ceiling or wall installation with profile V-1104 for side panel.
Decken-bzw Wandmontage mit profil V-1104 für Seitenteil.

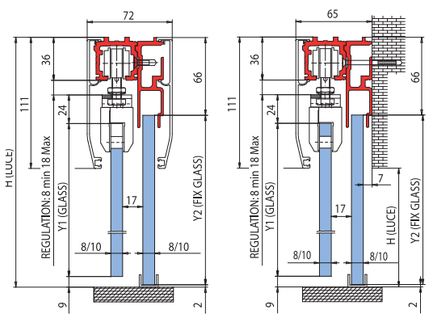

scorrevole easy doppio V-1200

Sistema scorrevole Easy doppio per 2 ante scorrevoli disponibile con fissaggio a soffitto o a parete in alluminio anodizzato.

Easy double rail sliding system for 2 sliding panels, ceiling or wall installation. Material: anodised aluminium.

Easy Doppelschiene Schiebetürsystem für 2 verschiebbare Glaselemente. Das System eignet sich für Wand-oder Deckenmontage. Die Verkleidungsprofile und Laufschiene sind aus Aluminium (EV1).

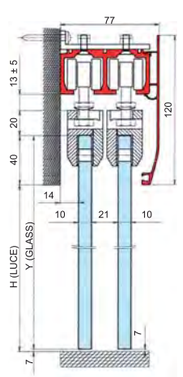

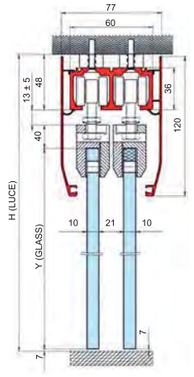

scorrevole easy doppio kit trascinatore V-1206

follower kit for 2 sliding panels easy double - Mitnehmer Kit für 2 Schiebetüren mit System Easy Doppelschiene

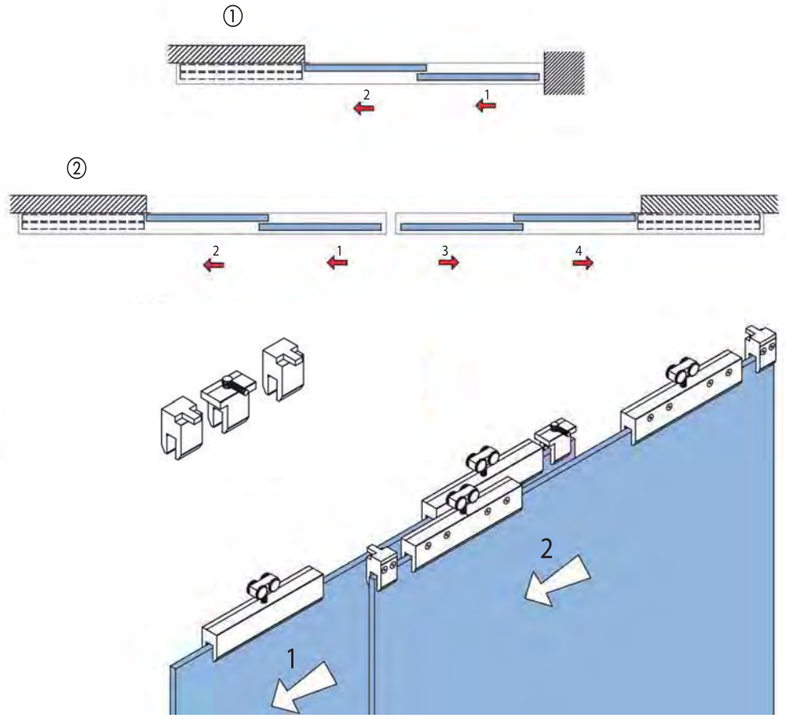

scorrevole telescopico
V-4000 V-4100 V-4200

Sistema scorrevole Telescopico con guida di scorrimento per due ante mobili con movimento a trascinamento più un'anta fissa, tutto nello stesso profilo d'alluminio, di semplice montaggio a parete o soffitto. Carrelli ad elevata scorrevolezza e meccanismo di regolazione per la messa in bolla dell'anta.

Telescopical sliding door system with track for two sliding doors with follower mechanism and one fixed panel, all in one profiled aluminium track. Simple fixing on wall or under the ceiling. Clamp carriers light running with adjustable Mechanic for Door levels on the track without removing the glass panels.

Teleskopisches Schiebetürsystem mit Laufschiene für zwei verschiebbare Glaselemente mit Mitnehmer und einem festem Seitenteil, alles in einem Laufschienenprofil aus Aluminium, für Wand oder Deckenbefestigung. Das System inkludiert den Klemm-Laufwagen, leichtlaufend durch eine spezielle Rollentechnik und einen verstellbaren Mechanismus für eine waagrechte Halterung. Auch nach der Glasmontage ist eine Höhenregulierung von 10mm möglich.

Set di accessori telescopico per 2 ante scorrevoli con trascinamento e una fissa
Telescopical sliding accessory set for 2 panels with follower system and 1 fixed panel.
Teleskop Zubehör für 2 Schiebetüren mit Mitnehmer und festem Seitenteil.

scorrevole telescopico V-4000

Tipologie di applicazione scorrevoli - Application typologies sliding doors - Kompositionsmöglichkeiten des Systems

① Scorrevole a 3 ante: 1 fissa 2 mobili interno muro
Sliding system with 3 panels: 1 fixed 2 sliding inside the wall
Schiebetürsystem mit 3 Elementen: 1 feststehendes Seitenteil, 2 bewegliche Schiebetüren zwischen dem Mauerwerk

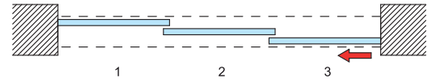

② Scorrevole a 6 ante: 2 fisse 4 mobili interno muro
Sliding system with 6 panels: 2 fixed 4 sliding inside the wall
Schiebetürsystem mit 6 Elementen: 2 feststehenden Seitenteilen, 4 bewegliche Schiebetüren zwischen dem Mauerwerk

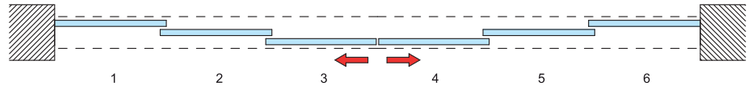

③ Scorrevole a 6 ante : 2 fisse 4 mobili esterno muro
Sliding system with 6 panels: 2 fixed 4 sliding along the wall
Schiebetürsystem mit 6 Elementen: 2 feststehenden Seitenteilen, 4 bewegliche Schiebetüren vor dem Mauerwerk

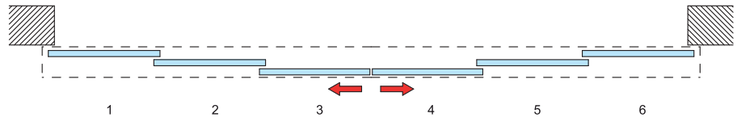

① ②
- Versione a soffitto
- Ceiling installation
- Deckenbefestigung

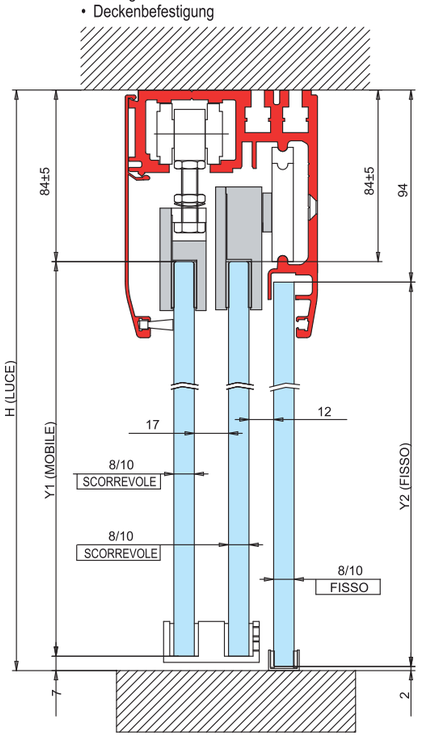

③
- Versione esterno muro
- Along the wall
- Auf der Wand

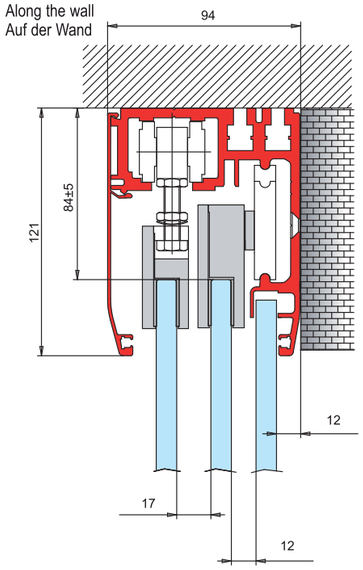

scorrevole telescopico V-4100

Tipologie di applicazione scorrevoli - Application typologies sliding doors - Kompositionsmöglichkeiten des Systems

① Scorrevole a 4 ante : 3 Mobili 1 fissa interno muro
Sliding system with 4 panels : 3 mobile panels and 1 fixed panel inside the wall
Schiebetürsystem mit 4 Elementen : 3 bewegliche Schiebetüren und 1 feststehendes Seitenteil zwischen dem Mauerwerk

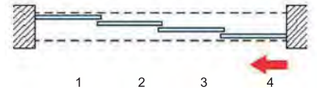

② Scorrevole a 4 ante : 3 Mobili 1 fissa esterno muro
Sliding system with 4 panels : 3 mobile panels and 1 fixed panel along the wall
Schiebetürsystem mit 4 Elementen : 3 bewegliche Schiebetüren und 1 feststehendes Seitenteil vor dem Mauerwerk

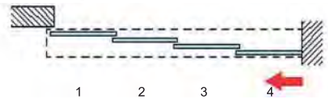

③ Scorrevole a 8 ante : 6 Mobili 2 fisse interno muro
Sliding system with 8 panels : 6 mobile panels and 2 fixed panels inside the wall
Schiebetürsystem mit 8 Elementen : 6 bewegliche Schiebetüren und 2 feststehenden Seitenteilen zwischen dem Mauerwerk

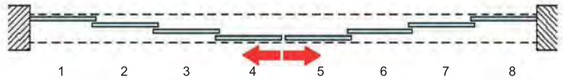

④ Scorrevole a 8 ante : 6 Mobili 2 fisse esterno muro
Sliding system with 8 panels : 6 mobile panels and 2 fixed panels along the wall
Schiebetürsystem mit 8 Elementen : 6 bewegliche Schiebetüren und 2 feststehenden Seitenteilen vor dem Mauerwerk

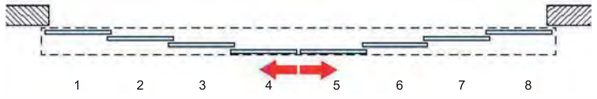

① ③
- Versione a soffitto
- Ceiling installation
- Deckenbefestigung

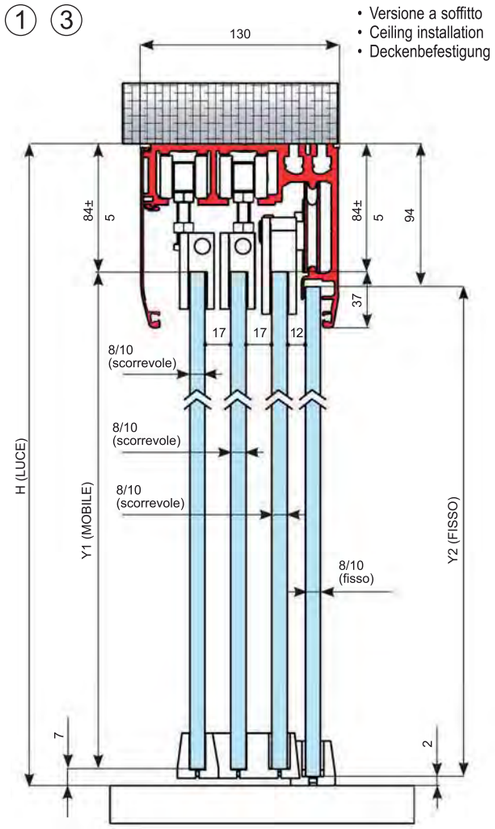

② ④
- Versione esterno muro
- Along the wall
- Auf der Wand

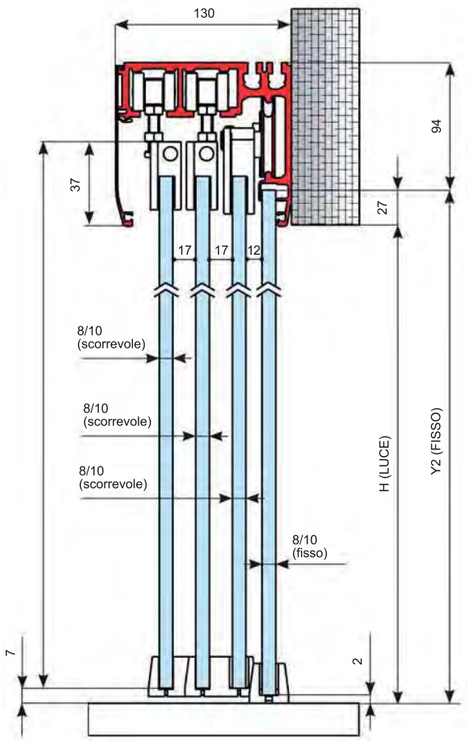

scorrevole telescopico V-4200 4 vie (5 ante)

Telescopical 4-ways sliding system - Teleskopisches System 4-Läufig

- Versione esterno muro.
- *Along the wall.*
- *Auf der Wand.*

- Versione a soffitto.
- *Ceiling installation.*
- *Deckenbefestigung.*

Art. V-4200

- Sistema scorrevole Telescopico a 4 vie (4 ante mobili e 1 fissa).
- *Telescopical sliding door system with 4 ways (4 mobile panels and 1 fixed panel).*
- *Teleskopisches Schiebetürsystem 4-läufig (4 bewegliche Schiebetüren und 1 feststehendes Seitenteil).*

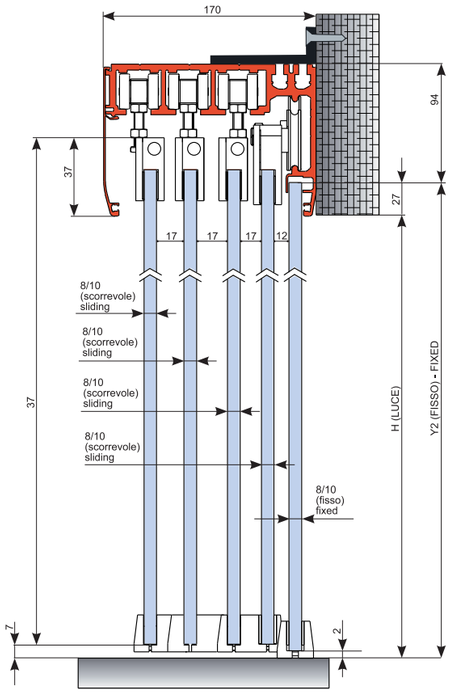

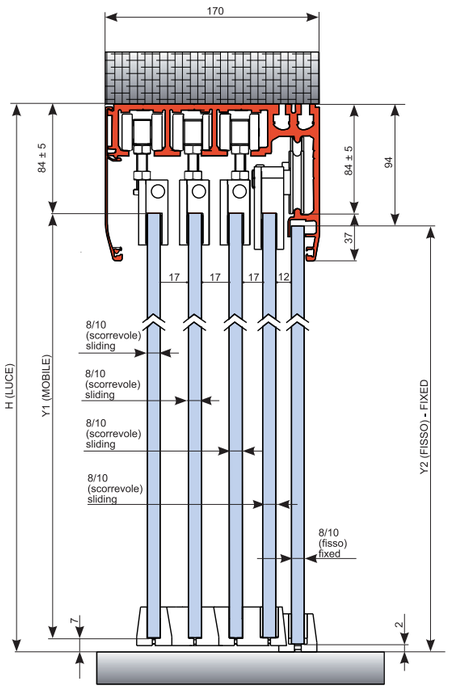

scorrevole telescopico montato all'esterno con guarnizioni

Telescopical sliding system outside installation with gaskets
Teleskopisches Schiebetürsystem in außen Bereich mit Dichtungen

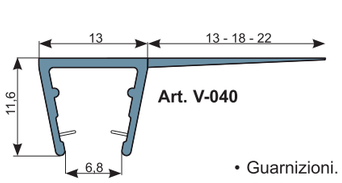

Art. V-040

- Guarnizioni.
- *Gaskets.*
- *Dichtungen.*

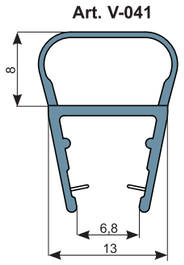

Art. V-041

accessori per scorrevoli a scomparsa

Accessories for sliding doors inside the wall
Zubehör für Schiebetüren in der Wand

TS-01
Telaio legno melaminico alluminio per porte scorrevoli a scomparsa.
Wooden frame for sliding doors inside the wall finish similar Aluminium.
Zargen aus Holz für Schiebetüren in der Wand laufend Aluminium ähnlich.

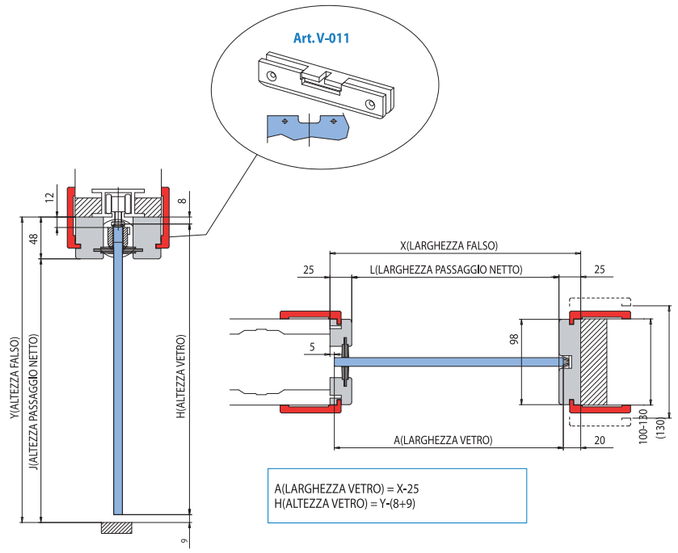

V-010
Morsetto per scorrevole vetro 8/10 mm senza fori nel vetro.
Clamp for sliding glass door 8/10 mm without glass preparation.
Klemmschuh für Ganzglasschiebetür 8/10 mm ohne Glasbearbeitung (Bohrungen, Fräsungen).

V-011
Morsetto per scorrevole vetro 8/10 mm con fori nel vetro.
Clamp for sliding glass door 8/10 mm with glass preparation.
Klemmschuh für Ganzglasschiebetür 8/10 mm mit Glasbearbeitung.

V-012
Guida a pavimento per vetro 8/10 mm.
Floor guide for glass 8/10 mm.
Bodenführung für Glas 8/10 mm.



scorrevoli a parcheggio

Sliding stacking systems
Glasschiebewandsysteme



park line 1 PA-200

da pag. 142 a pag. 147



park line 2 PA-300

da pag. 148 a pag. 151

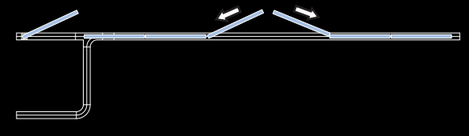

park folding PA-250

da pag. 152 a pag. 155

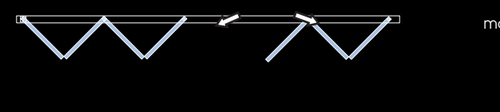

park centre folding PA-260

da pag. 156 a pag. 159

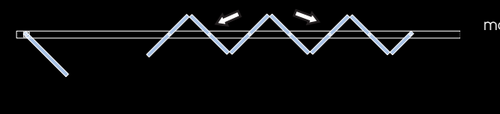

park line 1 PA-200

Sistema per pareti scorrevoli a parcheggio con possibilità di aperture a porta alle estremità.

Sliding stacking system for glazed partitions available with pivoted doors.

System für Ganzglasschiebewände mit Dreh-/Pendel- Endflügel.

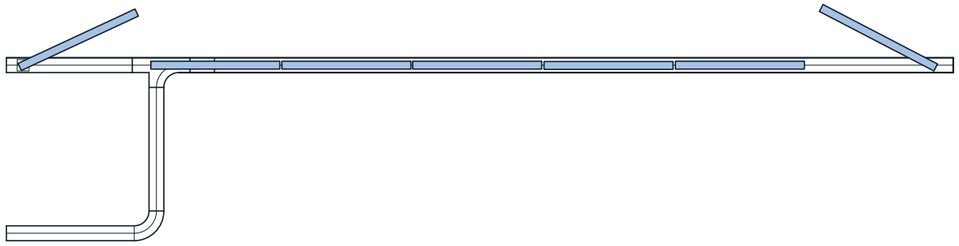

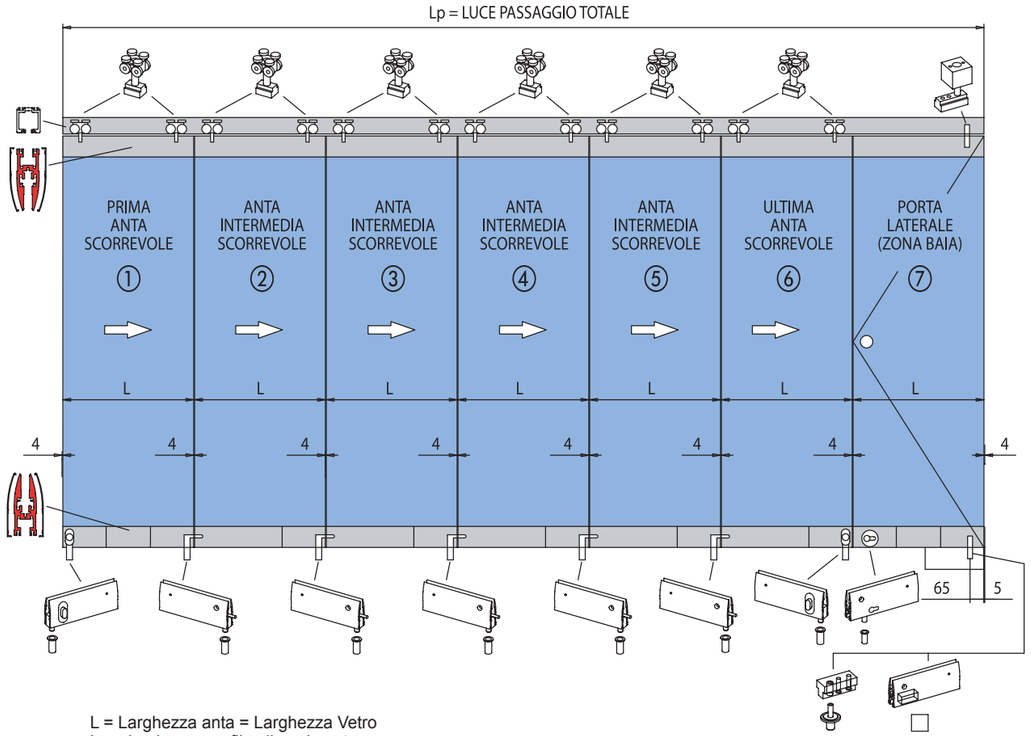

L = Larghezza anta = Larghezza Vetro
La = larghezza profilo allumnio anta

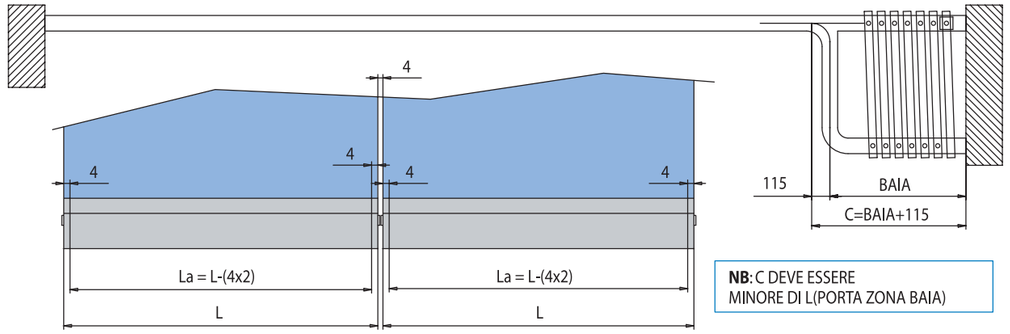

NB: C DEVE ESSERE MINORE DI L(PORTA ZONA BAIA)

FORMULE PER IL CALCOLO DELLA LARGHEZZA DEI VETRI - CALCULATIONS GLASS WIDTH - BERECHNUNGEN GLASBREITE

Arie totali (At)
Total clearances (At) = 4 x (N + 1)
Summe alle Abstände Glas / Glas / Wand (At)

Vetri larghezza totale (X)
Total width glasses (X) = [Luce larghezza totale (Lp) - Arie totali (At)]
Gesamtbreite Gläser (X)

Vetri larghezza totale (X)
Total width glasses (X) = N x L
Gesambreite Gläser (X)

L = X (Vetri larghezza totale) / N (Numero ante)
X (Total width glasses) / N (Number panels)
X (Gesamtbreite Gläser) / N (Anzahl der Elemente)

Lp = Luce larghezza passaggio totale
Clear opening width
Lichte Durchgangsbreite

N = Numero ante
Number panels
Anzahl der Elemente

L = Larghezza anta = Larghezza vetro
Panel width = Glass width
Flügelgewicht = Glasbreite

La = Larghezza profilo alluminio anta
Profile width
Profilbreite

park line 1 PA-200

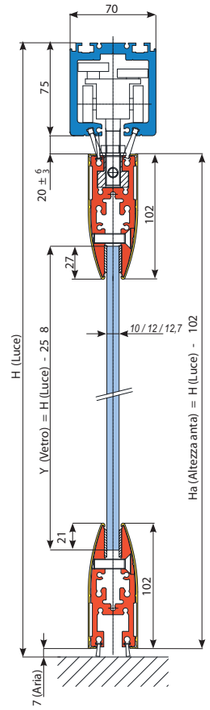

Y (Vetro) = H (Luce) - 258
Ha (Altezza Anta) = H (Luce) - 102

Y = Altezza vetro
Glass height
Glashöhe

Ha = Altezza anta
Panel Height
Flügelhöhe

H = Luce netta altezza passaggio
Clear opening height
Lichte Durchgangshöhe

Regolazione totale (vetro ed anta)
in altezza: + 10 / - 8

Vertical adjustment (glass and panel)
+ 10 / - 8

Höhenregulierung (Glas und Element)
+ 10 / - 8

Baia parcheggio - Parking areas - Parkisituationen

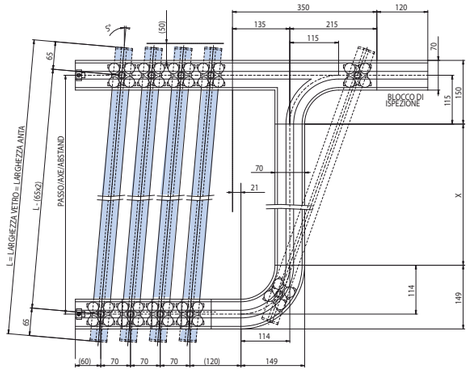

Regolazione passo carrelli anta: +5/-5
Regulierung Abstand Laufwagen: +5/-5
Adjustment axe trolley: +5/-5

PASSO = [(L) LARGHEZZA VETRO - (65x2)] x 0.996
X = PASSO-115-114

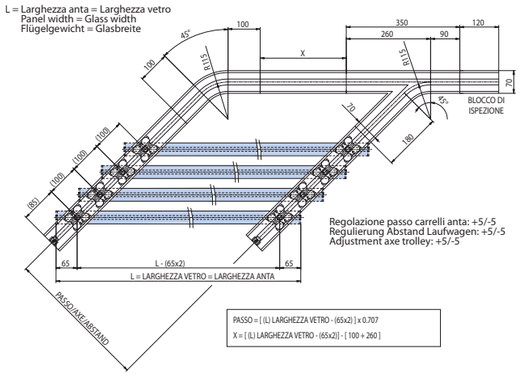

Regolazione passo carrelli anta: +5/-5
Regulierung Abstand Laufwagen: +5/-5
Adjustment axe trolley: +5/-5

PASSO = [(L) LARGHEZZA VETRO - (65x2)] x 0.707
X = [(L) LARGHEZZA VETRO - (65x2)] - [100 + 260]

Baia parcheggio esempi - Examples parking areas - Beispiele Parkisituationen

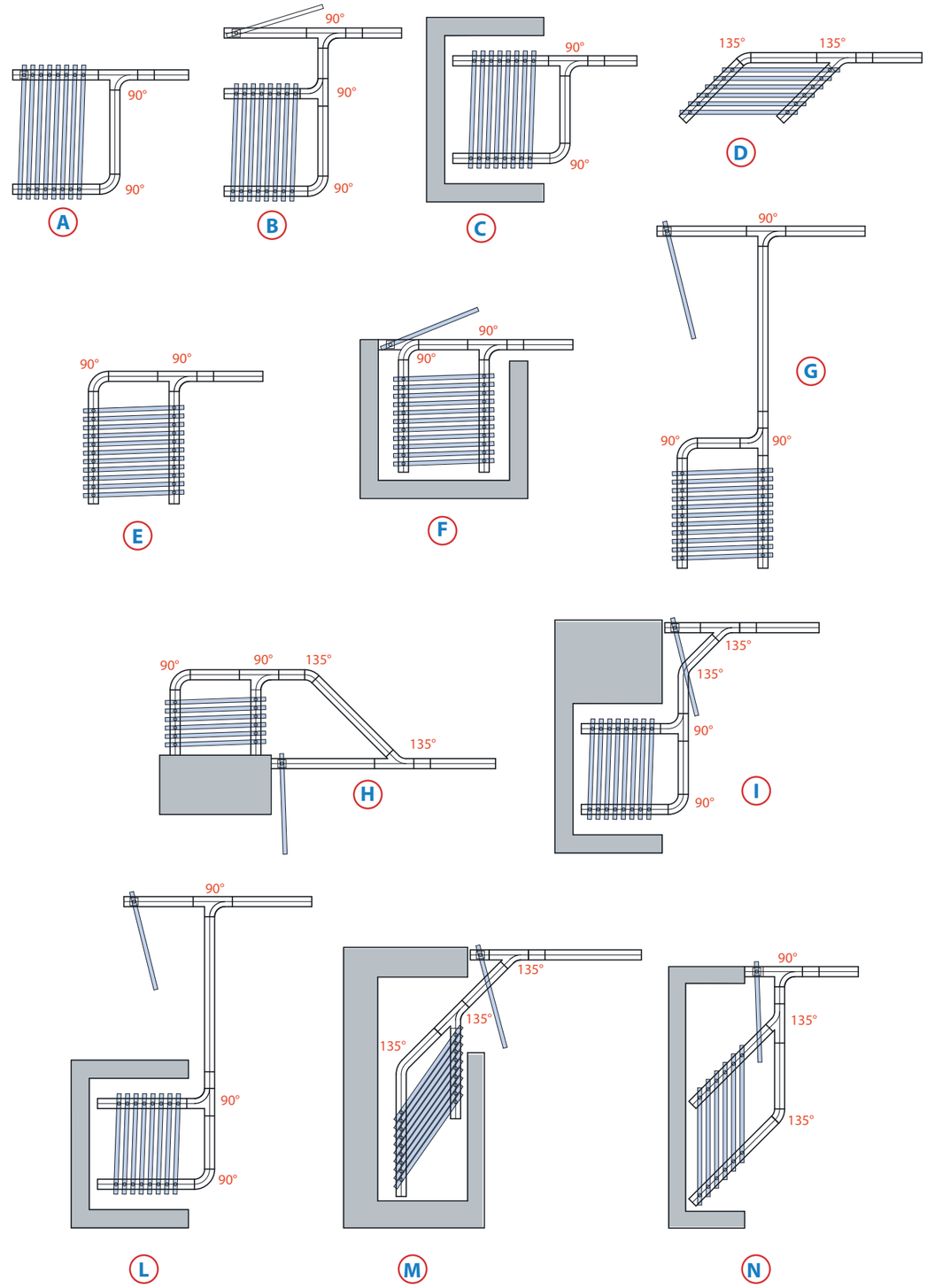

park line 2 PA-300

Sistema per pareti scorrevoli a parcheggio con possibilità di aperture intermedie a porta parcheggiabili.

Sliding stacking system for glazed partitions, available with sliding pivoted doors.

System für Ganzglasschiebewände mit Dreh-/Pendel- Schiebeflügel.

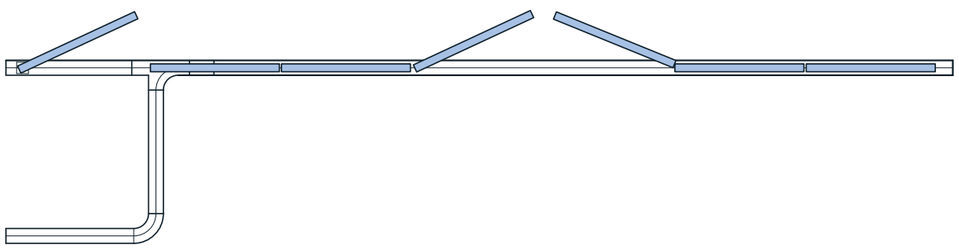

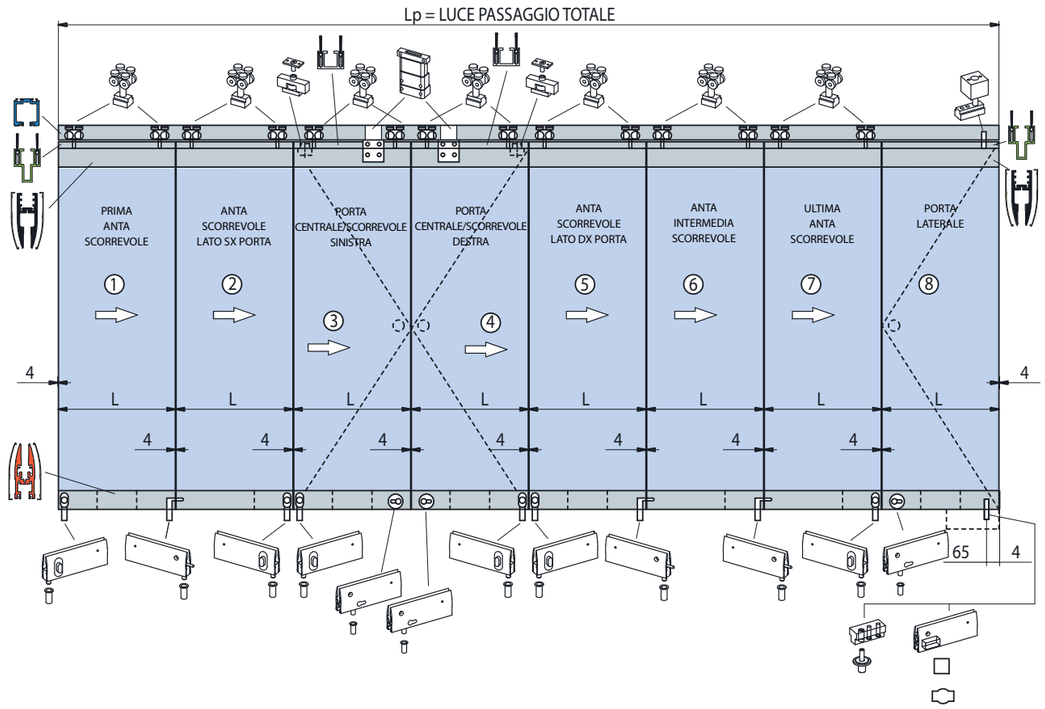

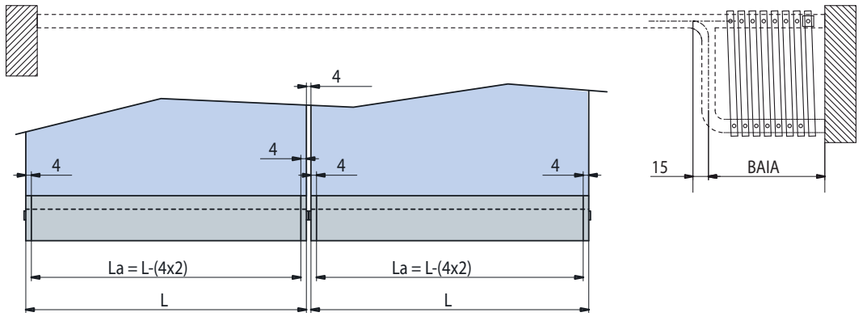

FORMULE PER IL CALCOLO DELLA LARGHEZZA DEI VETRI - *CALCULATIONS GLASS WIDTH - BERECHNUNGEN GLASBREITE*

Arie totali (At)
Total clearances (At) = 4 x (N + 1)
Summe alle Abstände Glas / Glas / Wand (At)

Vetri larghezza totale (X)
Total width glasses (X) = [Luce larghezza totale (Lp) - Arie totali (At)]
Gesamtbreite Gläser (X)

Vetri larghezza totale (X)
Total width glasses (X) = N x L
Gesamtbreite Gläser (X)

L = X (Vetri larghezza totale / N (Numero ante)
X (Total width glasses) / N (Number panels)
X (Gesamtbreite Gläser) / N (Anzahl der Elemente)

Lp = luce larghezza passaggio totale
Clear opening width
Lichte Durchgangsbreite

N = Numero ante
Number panels
Anzahl der Elemente

L = Larghezza Anta = Larghezza Vetro
Panel width = Glass width
Flügelgewicht = Glasbreite

La = Larghezza profilo alluminio anta
Profile width
Profilbreite

CARATTERISTICHE - *FEATURES - TECHNIK*

Finitura guide e profili:Alluminio anodizzato
Finish track and profiles: Natural anodized Aluminium
Oberfläche Schiene und Profile Aluminium elaxiert EV1

Peso max anta:
Panel weights up to: 150 kg (90 kg porta laterale)
Max Flügelgewicht:

Spessore vetro: 10/12 / 12,7 mm.
Glass Thickness: 10/12 / 12,7 mm.
Glas: 10/12 / 12,7 mm.

Larghezza anta max:
Maximum panel width: 1250 mm
Max Flügelbreite:

Altezza anta max:
Maximum panel haight: 3500 mm.
Max Flügelhöhe:

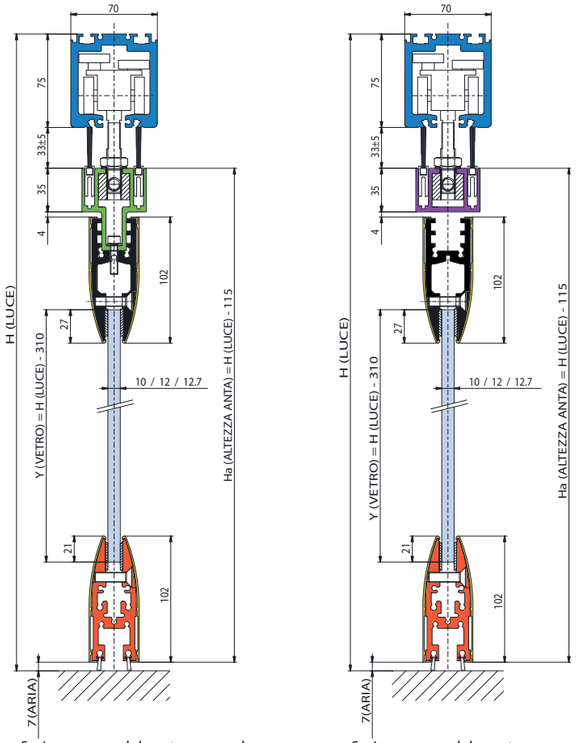

Sezione per modulo anta scorrevole e porta laterale.
Vertical section for sliding panel and pivoted door.
Vertikalschnitt für Schiebeflügel und Dreh - Pende - Endflügel

Sezione per modulo porta centrale / scorrevole.
Vertical section for sliding pivoted door module.
Vertikalschnitt Dreh - Pendel - Schiebeflügel



Y (VETRO) = H (LUCE) - 310
Ha (ALTEZZA ANTA = H (LUCE) - 115

Y = Altezza vetro
Glass height
Glashöhe

Ha = Altezza anta
Panel Height
Flügelhöhe

H = Luce netta altezza passaggio
Clear opening height
Lichte Durchgangshöhe

Regolazione totale (vetro ed anta) in altezza: + 10 / - 8
Vertical adjustment (glass and panel) + 10 / - 8
Höhenregulierung (Glas und Element) + 10 / - 8

Schema porta centrale/scorrevole
Drawing for sliding pivoted door - Skizze Dreh/Pendel-Schiebeflügel

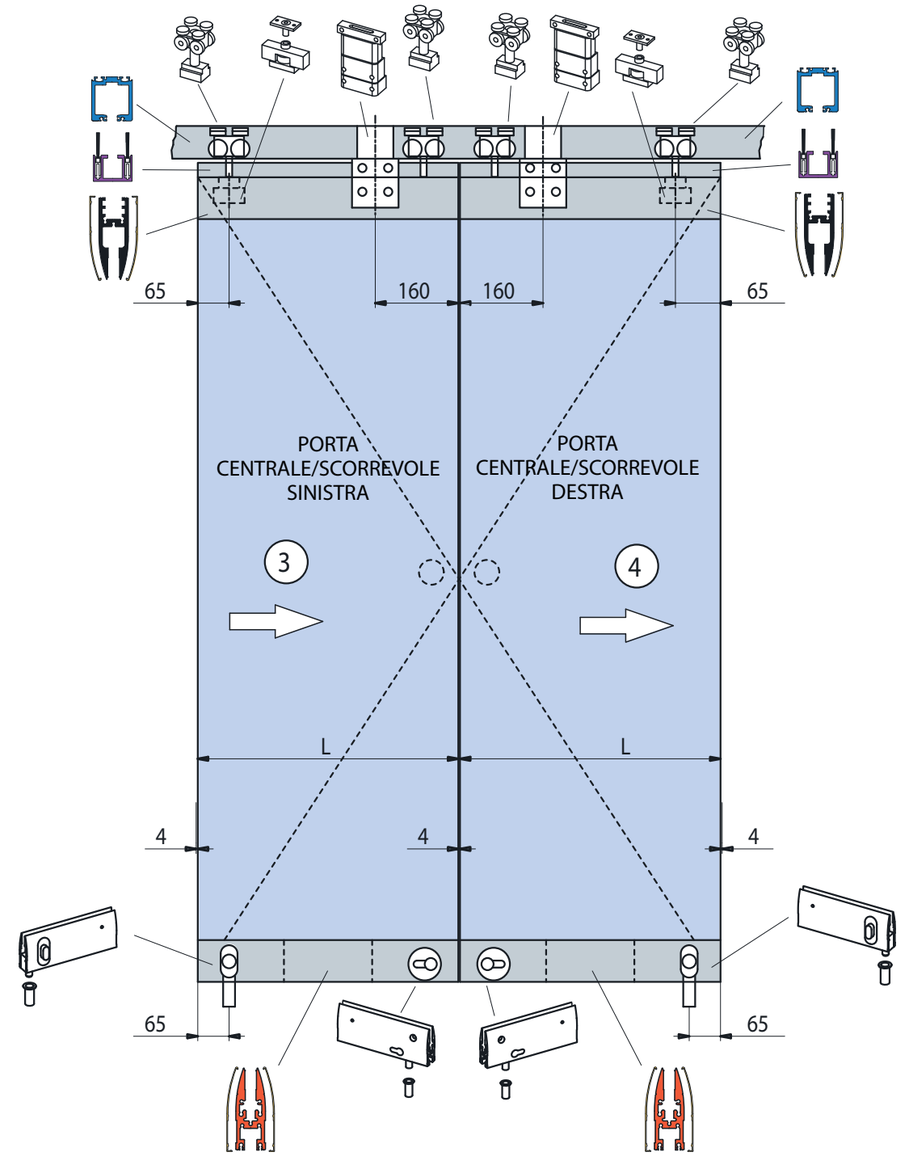

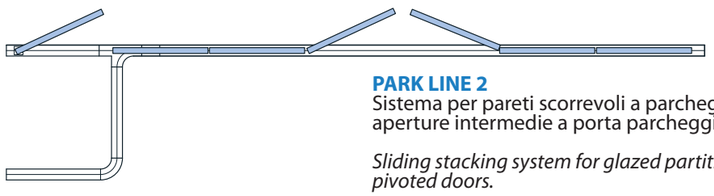

PARK LINE 2
Sistema per pareti scorrevoli a parcheggio con possibilità di aperture intermedie a porta parcheggiabile.

Sliding stacking system for glazed partitions , available with sliding pivoted doors.

System für Ganzglasschiebewände mit Dreh-/Pendel- Schiebeflügel

park folding PA-250

Sistema per pareti scorrevoli a libro con profili superiori e inferiori, con guida a pavimento.
Sliding folding system with top/bottom profiles for glass doors, with bottom guide channel.
Faltschiebewandsystem, mit Profile oben/unten mit Bodenführung.



Con guida a pavimento.
With bottom guide channel.
Mit Bodenführung.

Le dimensioni massime di ogni anta sono 1000 x 3000, per massimo 5 ante per lato, quindi 10 ante totali.
The maximum dimensions of every panel are 1000 x 3000, for maximum 5 panels for side therefore 10 panels totals.
Max Faltflügelgrößen sind: max. Flügelbreite 1000, max gesamthöhe 3000, Max Faltflügel pro seite so insgesamt 10 Faltflügel möglich.

Spessore vetro: 10/12/12,7 mm.
Glass thickness: 10/12/12,7 mm.
Glas: 10/12/12,7 mm.

park folding PA-250

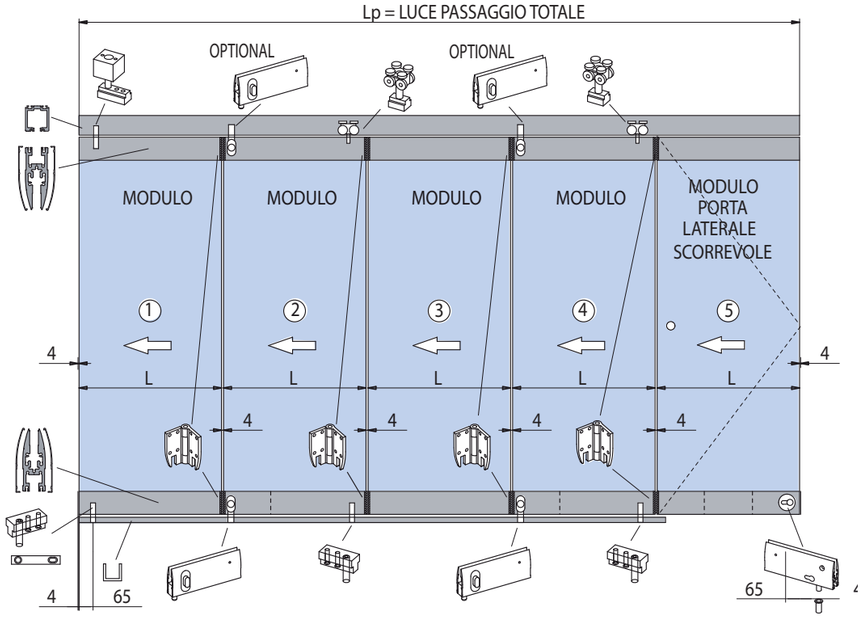

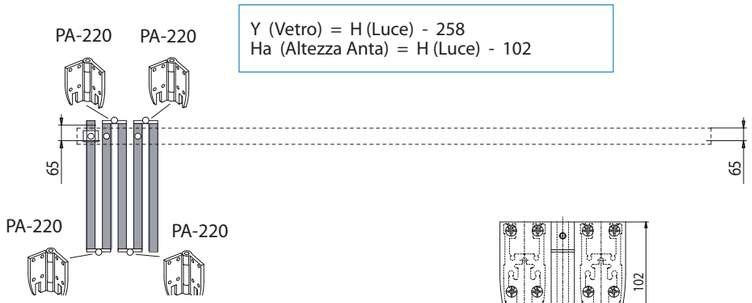

Y (Vetro) = H (Luce) - 258
Ha (Altezza Anta) = H (Luce) - 102

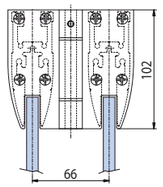

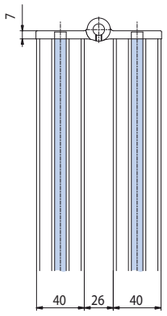

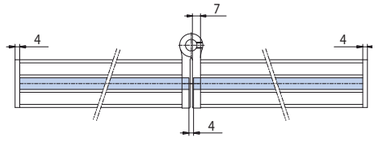

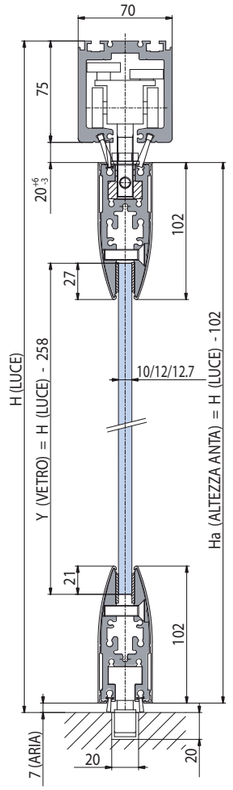

Y = Altezza vetro
Glass height
Glashöhe

Ha = Altezza anta
Panel Height
Flügelhöhe

H = Luce netta altezza passaggio
Clear opening height
Lichte Durchgangshöhe

Regolazione totale (vetro ed anta)
in altezza: + 10 / - 8

Vertical adjustment (glass and panel)
+ 10 / - 8

Höhenregulierung (Glas und Element)
+ 10 / - 8

scorrevoli
a parcheggio

park centre folding PA-260

Sistema per pareti scorrevoli a libro con profili inferiori e superiori, con ante centrali rispetto alla guida, senza guida a pavimento.

Sliding folding system with top/bottom profiles for centre folding glass doors whithout bottom guide channel.

Faltschiebewandsystem Faltvorgang mittig, ohne Bodenführung.

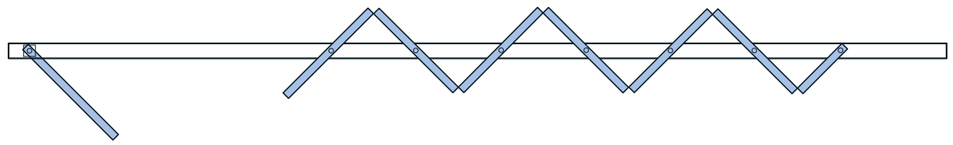

Senza guida a pavimento.
Without bottom guide channel.
Ohne Bodenführung.

Le dimensioni massime di ogni anta sono 1000 x 3000, per massimo 5 ante per lato, quindi 10 ante totali.
The maximum dimensions of every panel are 1000 x 3000, for maximum 5 panels for side therefore 10 panels totals.
Max Faltflügelgrößen sind: max. Flügelbreite 1000, max gesamthöhe 3000, Max Faltflügel pro seite so insgesamt 10 Faltflügel möglich.

Spessore vetro: 10/12/12,7 mm.
Glass thickness: 10/12/12,7 mm.
Glas: 10/12/12,7 mm.

park centre folding PA-260

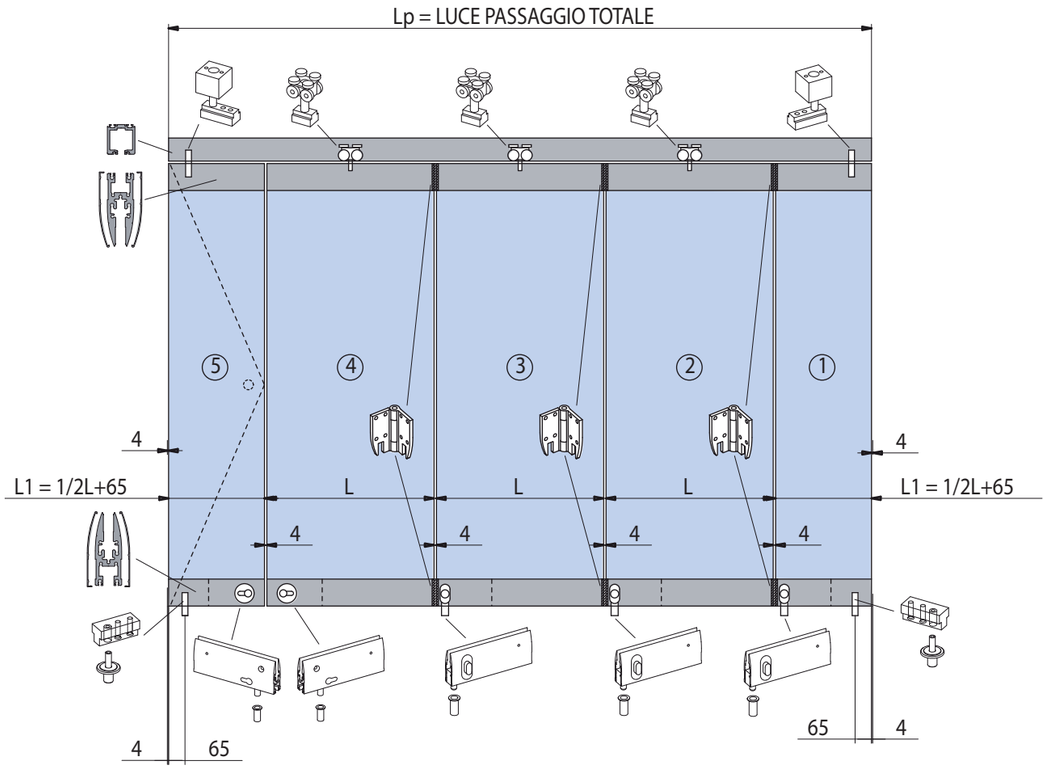

Y = Altezza vetro
Glass height
Glashöhe

H = Luce netta altezza passaggio
Clear opening height
Lichte Durchgangshöhe

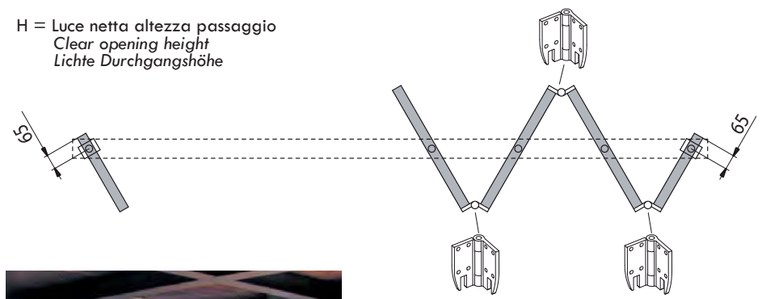

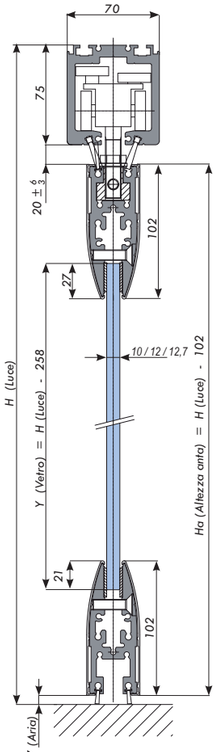

Y (Vetro) = H (Luce) - 258
Ha (Altezza Anta) = H (Luce) - 102

scorrevoli a libro

Sliding folding systems
Glas falt Schiebewände

scorrevole a libro L-1000
Guida 78 x 75 - carrelli 8 ruote
Trackprofile 78 x 75 - Trolley hangers 8 wheels
Laufschiene 78 x 75 - Laufwagen mir 8 Reifen

da pag. 162 a pag. 167

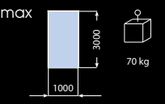

scorrevole a libro L-1500
Guida 45 x 42 - carrelli 4 ruote
Trackprofile 45 x 42 - Trolley hangers 4 wheels
Laufschiene 45 x 42 - Laufwagen mir 4 Reifen

da pag. 168 a pag. 171

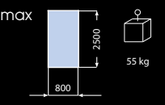

scorrevole a libro L-2000
Con struttura perimetrale
With frame structure
Mit Rahmenstruktur

da pag. 172 a pag. 177

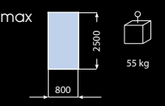

sistema a soffietto L-2500
sistema a soffiettto impacchettamento
Centrale senza guida a pavimento
Centre folding system without floor guide
Faltvorgang mittig, ohne Bodenführung

da pag. 178 a pag. 181

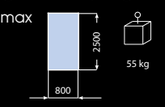

scorrevoli a libro
L-1000 L-1500 L-2500

Sliding folding systems - Glas falt Schiebewände

Il sistema per pareti mobili a libro Metalglas è composto da cerniere in ottone stampato a caldo, scorrevoli e pieghevoli sulla guida superiore in alluminio anodizzato. Una speciale tecnica di costruzione permette alle cerniere di scorrere nella guida con elevatissima scorrevolezza.

The folding glass wall system by Metalglas is composed of forged brass hinges, sliding and folding on the top guide in anodized aluminium. The special technology construction of the hinge carriers allows a high level of sliding.

Das Glas- Falt Schiebewandsystem Metalglas besteht aus geschmiedeten Bänder aus Messing und aus eine obere Laufschiene aus eloxiertem Aluminium. Der Bandlaufwagen lässt sich durch eine spezielle Rollentechnik leichtlaufend bewegen.

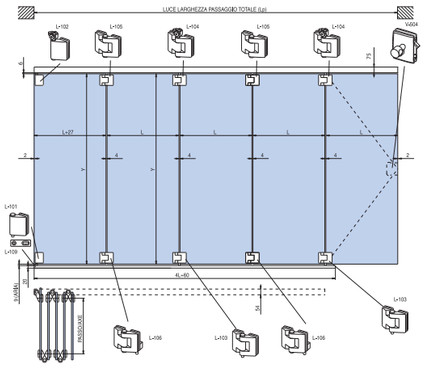

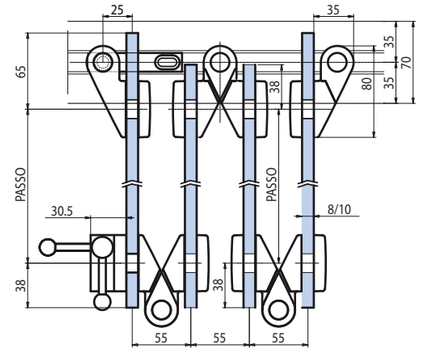

Le dimensioni massime di ogni anta sono 1000 x 3000 con guida a pavimento, per massimo 5 ante per lato, quindi 10 ante totali. Spessore vetro 8 o 10 mm.
The maximum dimensions of every panel are 1000 x 3000 with floor guide, for maximum 5 panels for side therefore 10 panels totals. Thickness glass 8 or 10 mm.
Max Faltflügelgrößen sind: max. Flügelbreite 1000, max gesamthöhe 3000 mit Bodenführung, Max Faltflügel pro Seite so insgesamt 10 Faltflügel möglich.
Glasdicken 8 mm bzw. 10 mm.

scorrevoli a libro L-1000

Sliding folding systems - Glas falt Schiebewände

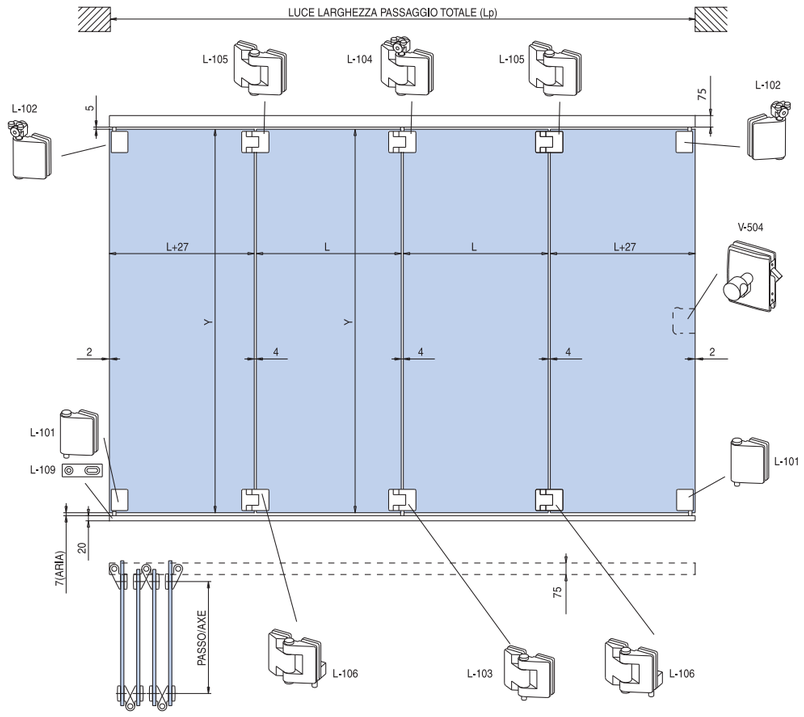

Sezione verticale.
Vertikalschnitt
Vertical section.

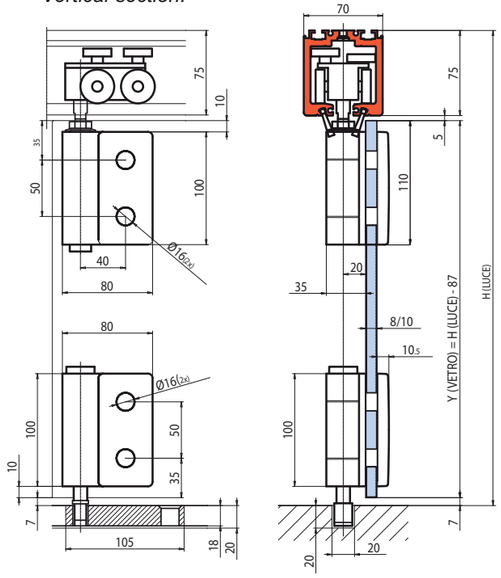

Sezione orizzontale.
Horizontalschnitt
Horizontal section.

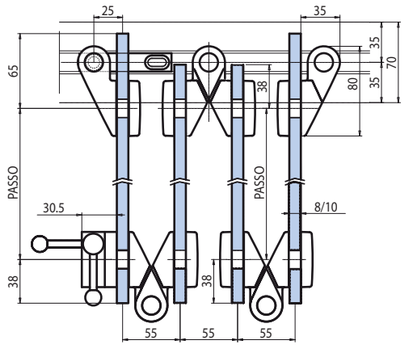

L-101

Cerniera laterale inferiore per prima/ultima anta

Bottom hinge fitting for first/last panel

Unteres seitliches Band für erstes/letztes Element

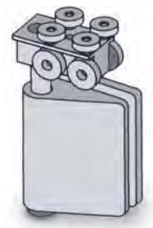

L-102

Cerniera laterale superiore per prima/ultima anta

Top hinge fitting for first/last panel

Oberes seitliches Band für erstes/letztes Element

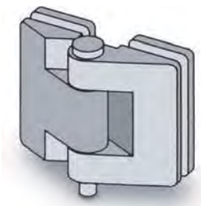

L-103

Cerniera inferiore di scorrimento per guida pavimento

Bottom sliding hinge for bottom rail

Unteres Faltband für Fußboden Führung

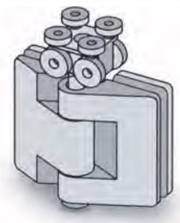

L-104

Cerniera superiore di scorrimento in guida

Top sliding hinge for the track profile

Oberes Faltband mit Laufwagen für Laufschiene

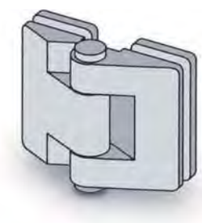

L-105

Cerniera centrale inferiore/superiore

Top/bottom hinge

Unteres/oberes Faltband

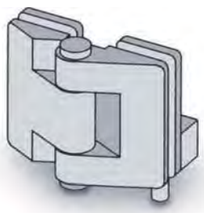

L-106

Cerniera inferiore completa di catenacciolo di chiusura (per impacchettamento interno)

Bottom hinge fitting with locking bolt (folding inside)

Unteres Faltband mit unterer Verriegelung

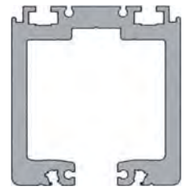

L-100

Binario superiore di scorrimento in alluminio

Alluminium top track profile

Aluminium Laufschienenprofil

L-110

Guida a pavimento

Bottom rail

Bodenführung

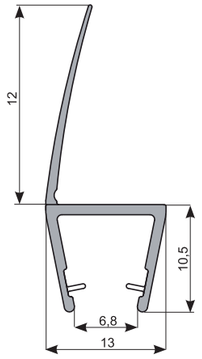

V-039

Guarnizione

Gasket

Dichtung

L-109

Pozzetto per cerniera inferiore prima/ultima anta

Bottom pivot adaptor for first/last panel

Bodenbuchse für erstes/letztes Element

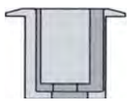

L-111

Pozzetto inferiore eccentrico regolabile per perno

Floor socket eccentric with adjustable insert

Extenterschliess Buchse verstellbar

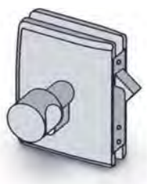

V-504

Serratura minima con scrocco a gancio per scorrevole vetro

Minima lock with hook for glass sliding door

Minima Schloßkasten mit Hakenfalle für Glasschiebetür

INGRESSO

scorrevoli a libro L-1500

Sliding folding systems - Glas falt Schiebewände

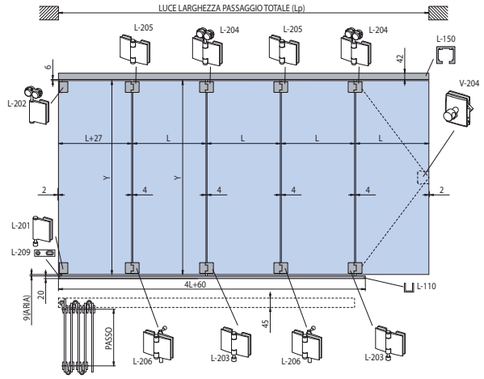

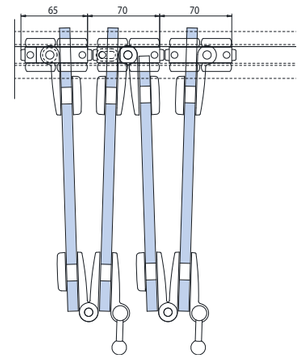

Cerniere a libro serie L-1500.
Folding hinges L-1500 line.
Faltbänder L-1500 Programm.

Le dimensioni massime di ogni anta sono 800 x 2500 con guida a pavimento, per massimo 5 ante per lato, quindi 10 ante totali. Spessore vetro 8 o 10 mm.

The maximum dimensions of every panel are 800 x 2500 with floor guide, for maximum 5 panels for side therefore 10 panels totals. Thickness glass 8 or 10 mm.

Max Faltflügelgrößen sind: max. Flügelbreite 800, max gesamthöhe 2500 mit Bodenführung, Max Faltflügel pro Seite so insgesamt 10 Faltflügel möglich. Glasdicken 8 mm bzw. 10 mm.

scorrevoli a libro L-1500

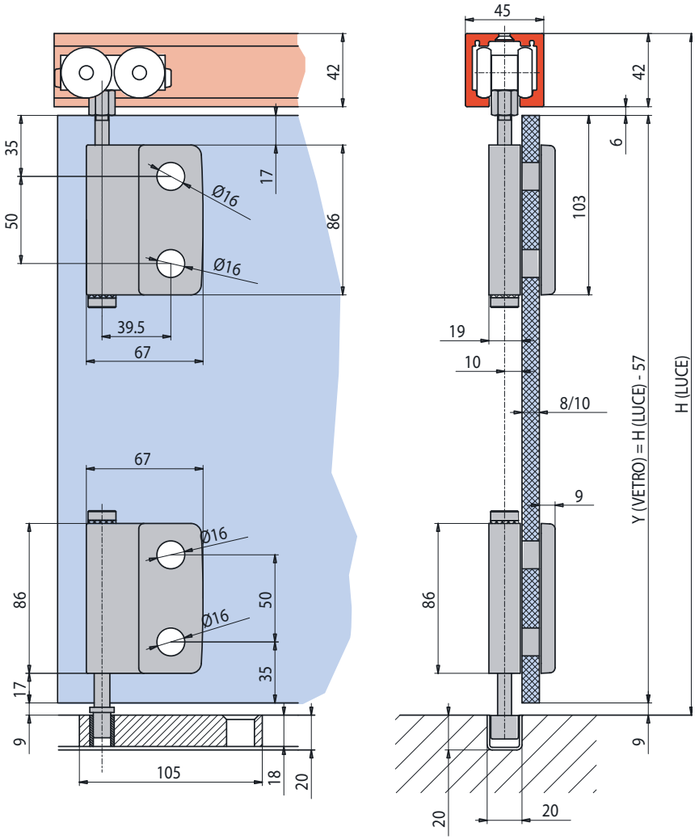

Sezione verticale.
Vertical section.
Vertikalschnitt

Y = Altezza vetro
Glass height
Glashöhe

H = Luce netta altezza passaggio
Clear opening height
Lichte Durchgangshöhe

Y (Vetro) = H (Luce) - 57



scorrevoli a libro L-1500
Componenti - Components - Einzelteile



L-201
Cerniera laterale inferiore per prima/ultima anta

Bottom hinge fitting for first/last panel

Unteres seitliches Band für erstes/letztes Element

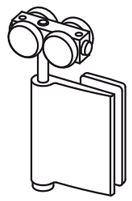

L-202
Cerniera laterale superiore per prima/ultima anta

Top hinge fitting for first/last panel

Oberes seitliches Band für erstes/letztes Element

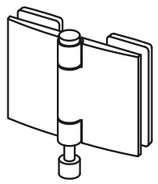

L-203
Cerniera inferiore di scorrimento per guida pavimento

Bottom sliding hinge for bottom rail

Unteres Faltband für Fußboden Führung

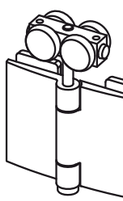

L-204
Cerniera superiore di scorrimento in guida

Top sliding hinge for the track profile

Oberes Faltband mit Laufwagen für Laufschiene

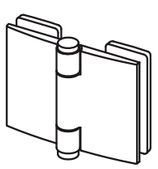

L-205
Cerniera centrale inferiore/superiore

Top/bottom hinge

Unteres/oberes Faltband



L-206
Cerniera inferiore completa di catenacciolo di chiusura (per impacchettamento interno)

Bottom hinge fitting with locking bolt (folding inside)

Unteres Faltband mit unterer Verriegelung

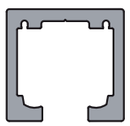

L-150
Binario superiore di scorrimento in alluminio

Alluminium top track profile

Aluminium Laufschienenprofil

L-110
Guida a pavimento

Bottom rail

Bodenführung

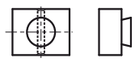

L-208
Fermi per prima/ultima anta

Stoppers for first/last panel

Endanschläge für erstes/letztes Element



L-209
Pozzetto per cerniera inferiore prima/ultima anta

Bottom pivot adaptor for first/last panel

Bodenbuchse für erstes/letztes Element

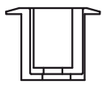

L-111
Pozzetto inferiore eccentrico regolabile per perno

Floor socket eccentric with adjustable insert

Extenterschliess Buchse verstellbar

V-504
Serratura minima con scrocco a gancio per scorrevole vetro

Minima lock with hook for glass sliding door

Minima Schloßkasten mit Hakenfalle für Glasschiebetür



V-200
Serratura con foro cilindro

Lock with cylinder hole

Schloss für Profilzylinder

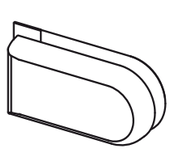

V-200 2FLG
Controserratura

Strike box

GegenKasten

sistema a soffietto L-2500

Centre folding - Harmonikatüren

Sistema a soffietto, impacchettamento centrale senza guida a pavimento.

Centre folding system without floor guide.

Faltvorgang mittig, ohne Bodenführung.

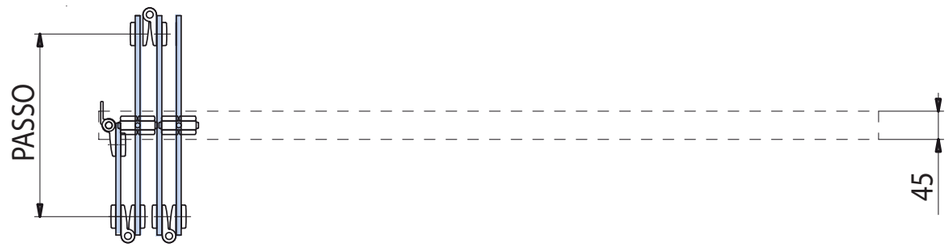

Senza guida pavimento.
Without floor guide.
Ohne Bodenführung.

Le dimensioni massime di ogni anta sono 800 x 2500 senza guida a pavimento, per massimo 5 ante per lato, quindi 10 ante totali. Spessore vetro 8 o 10 mm.
The maximum dimensions of every panel are 800 x 2500 without floor guide, for maximum 5 panels for side therefore 10 panels totals. Thickness glass 8 or 10 mm.
Max Faltflügelgrößen sind: max. Flügelbreite 800, max gesamthöhe 2500 ohne Bodenführung, Max Faltflügel pro Seite so insgesamt 10 Faltflügel möglich. Glasdicken 8 mm bzw. 10 mm.

sistema a soffietto L-2500

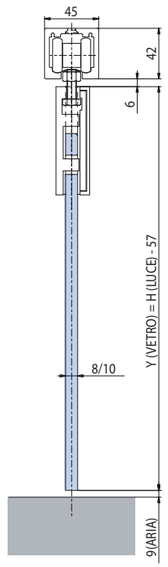

Senza guida
a pavimento
No floor guide
Ohne
Bodenführung

scorrevoli
a libro

L-2500 Set 1

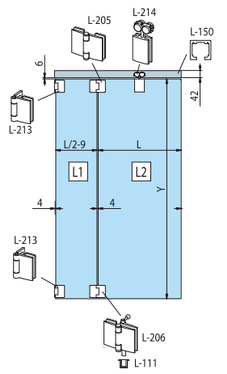

L-2500 Set 2

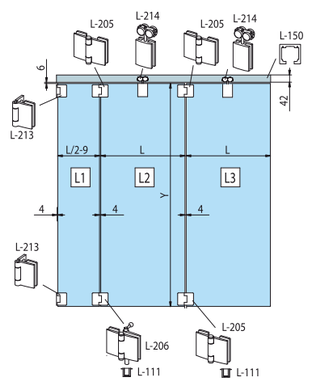

L-2500 Set 3

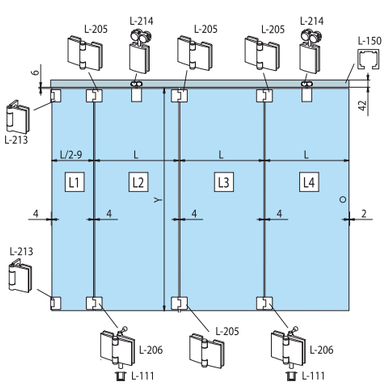

porte esterne

Patch fittings
Ganzglasanlagen



sistema modulo quadro

sistema modulo

sistema garda

sistema pivoting

pinza continua

sistema modulo quadro

Nuovo design di accessori per vetrate modulari.

New design of accessories for toughened glass assemblies.

Neues Beschlag-Design für Ganzglas - Anlagen.

Art. MQ1
Cerniera inferiore / superiore.
Oberes / Unteres Pendeltürband.
Top / bottom patch.

Art. MQ9
Supporto vetro fisso.
Wall connector.
Wandhalter.

Art. MQ16
Cerniera regolabile con attacco a sopraluce e fisso laterale.
For overpanel and side panel.
Winkeloberlichtbeschlag.

Art. MQ15
Morsetto per aggancio due vetri.
Verbindungsbeschlag.
Connector.

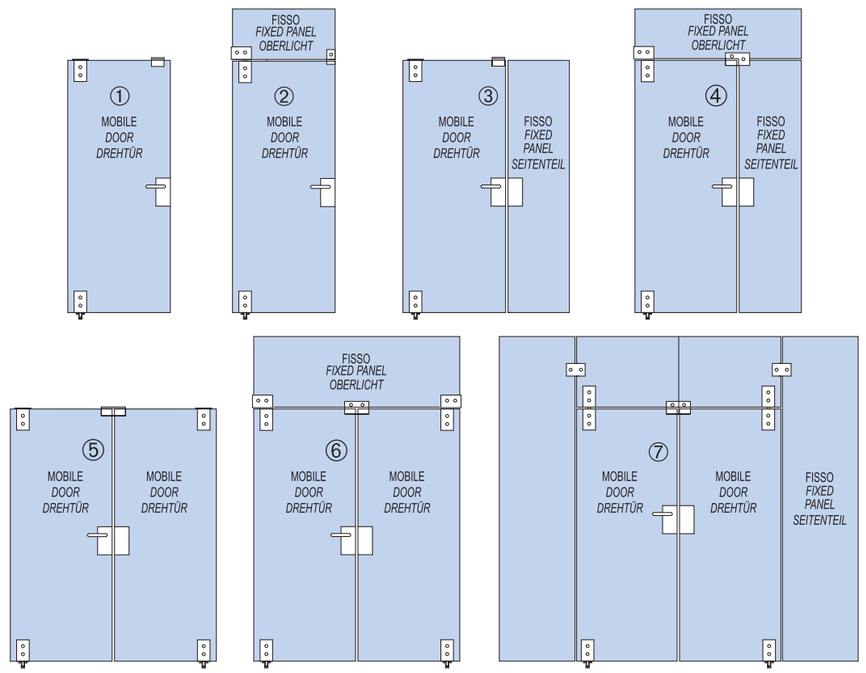

La gamma completa di applicazioni e lavorazioni vetro è disponibile su scheda tecnica.
The complete range of applications and glass preparation drawings is available with our technical catalogue.
Die Anwendungsmöglichkeiten und Glasbearbeitungen entnehmen Sie bitte unserem Katalog mit den technischen Zeichnungen.

sistema modulo

Nuovo design di accessori per vetrate modulari.

New design of accessories for toughened glass assemblies.

Neues Beschlag-Design für Ganzglas - Anlagen.

Art. M1
Cerniera inferiore / superiore.
Oberes / Unteres Pendeltürband.
Top / bottom patch.

Art. M16
Cerniera regolabile con attacco a sopraluce e fisso laterale.
For overpanel and side panel.
Winkeloberlichtbeschlag.



Art. M13
Battuta per porta doppia con attacco per sopraluce.
Double stop fixed on overpanel.
Doppelter Anschlag, fest am Oberlicht.

Art.M9
Supporto vetro fisso.
Wall connector.
Wandhalter.



sistema modulo

Tipologie di applicazione - Application typologies - Kompositionsmöglichkeiten

- Sistemi Modulo per porte esterne.
- *Modulo outer doors systems.*
- *Modulo System für Ganzglas-Anlagen.*

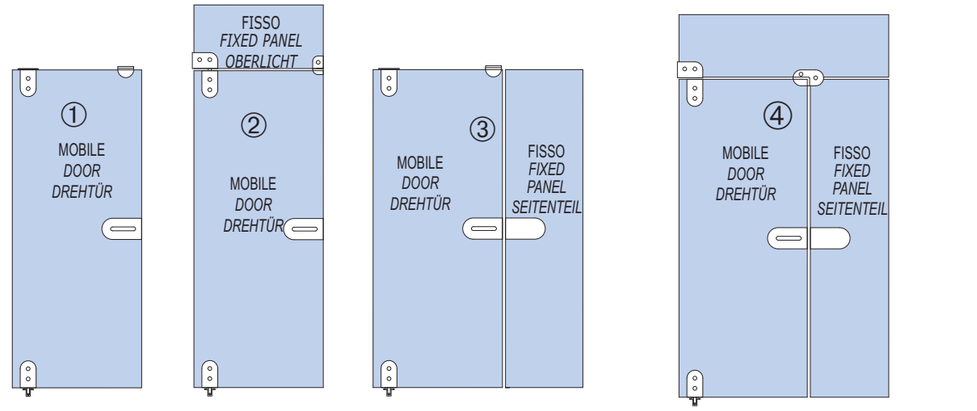

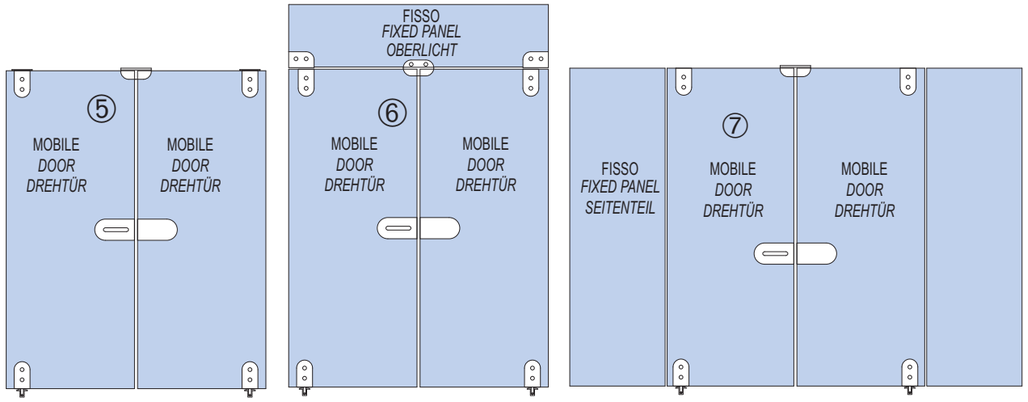

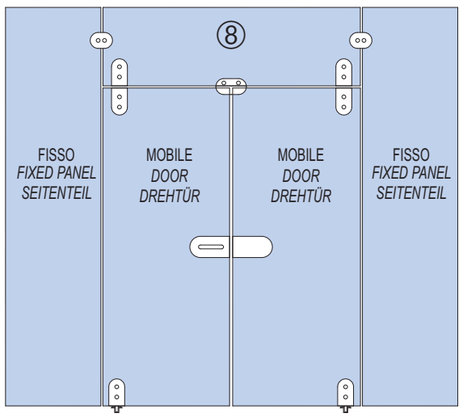

La gamma completa di applicazioni e lavorazioni vetro é disponibile su scheda tecnica.

The complete range of applications and glass preparation drawings is avalilable with our technical catalogue.

Die Anwendungsmöglichkeiten und Glasbearbeitungen entnehmen Sie bitte unserem Katalog mit den technischen Zeichnungen.

sistema garda

GARDA è la nuova serie di cerniere Metalglas per porte esterne. Accessori completi per vetrate modulari dal design lineare e compatto; abbinabile alla serie di serrature Metalglas modello Ferrari V-400.
Il materiale utilizzato per il corpo delle cerniere è l'alluminio pressofuso tipo EN AB 46000, mentre le coperture sono in acciaio inox AISI 304 PF2B 10/10 (finitura lucida o inox satinato).

GARDA is the new series of Metalglas patch fittings for external doors. Complete accessories for toughened glass assemblies with a compatible design to the series of Metalglas locks model Ferrari V-400. The material used for the body of the hinges is die casted aluminium type EN AB 46000, while the covers are in stainless steel AISI 304 PF2B 10710 (finish polish or satin stainless steel.)

GARDA ist das neue Programm der Metalglas Eckbeschläge für Ganzglas-Anlagen. Alle Beschläge sind modular aufgebaut mit kompatibles Design zur Schlösser Ferrari V-400. Grundkörper sind aus gegossenen Aluminium typ EN AB 46000, und die Abdeckungen sind aus Edelstahl AISI 304 PF2B 10/10 satiniert oder poliert.



Art. G1
Cerniera superiore / inferiore registrabile.
Top / Bottom patch adjustable
Oberer / unterer Eckbeschlag mit verstellbarem Lager.

Art. G12/ Art. G13
Cerniera-controserratura sopraluce-fisso G12 con serratura G13.
Corner overpanel strike box G12 with lock G13.
Winkel-Oberlichtgegenkasten G12 mit Schloss G13

Art. G6 / Art. G1
Cerniera G6 attacco per sopraluce e fisso laterale con cerniera superiore G1.
Patch G6 for overpanel and side panel with Top patch G1.
Winkeloberlichtbeschlag G6 mit Zapfen und oberer Eckbeschlag G1.



Art. G13 / Art. G14
Serratura verticale senza maniglia con controserratura.
Centre lock without handle with strike box.
Mittelschloss mit Gegenkasten.



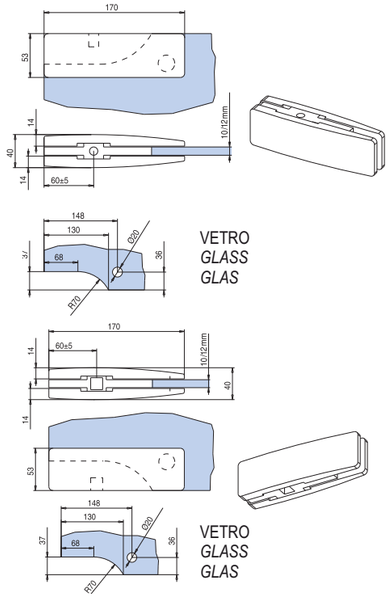

Art. G1
Cerniera superiore / inferiore registrabile.
Top / bottom patch adjustable.
Oberer / unterer Eckbeschlag mit verstellbarem Lager.

Art. G2 - I
Cerniera inferiore per pompa quadro ITALIA.
Bottom pivot hinge for floor door closer, Italian spindle.
Unteres Pendeltürband für Bodentürschließer mit italienischen Vierkant.

Art. G2 - T
Cerniera inferiore per pompa quadro Tedesco.
Bottom pivot hinge for floor door closer, with German spindle.
Unteres Pendeltürband für Bodentürschließer mit flachkonischer Achse.

Art. G6 / Art. G1
Cerniera G6 attacco per sopraluce e fisso laterale con cerniera superiore G1.
Patch G6 for overpanel and side panel with Top patch G1.
Winkeloberlichtbeschlag G6 mit Zapfen und oberer Eckbeschlag G1.



sistema pivoting

Vetro e acciaio in una perfetta combinazione di design e funzionalità. La collezione di cerniere Pivoting Metalglas in acciaio inox AISI 304, risponde alle più moderne esigenze dell'architettura d'interni. Una serie di cerniere completa per realizzare porte tuttovetro, porte con pompa a pavimento, vetri fissi e sopraluce. Tutto integrato in un design unico ed inconfondibile perfettamente abbinabile anche al sistema scorrevole Metalglas Sliding Tech V-3000.

Glass and steel in one perfect combination of design and functionality. The collection of hinges Pivoting Metalglas in stainless steel AISI 304, satisfies the modern requirements of the interior architecture. A complete series of hinges in order to realize glass doors, doors with floor door closer, overpanels or side panels. All integrated in the same technical design and also compatible with the sliding system Metalglas V-3000 Sliding Tech.

Glas und Edelstahl als eine Einheit von Design und funktionalität. Das Bänderprogramm Pivoting von Metalglas ist aus Edelstahl AISI 304 und auf moderne Planerische und Architektonische Anforderungen eingeht. Alle Beschläge sind modular aufgebaut und erlauben Ganzglastüren, Pendeltüren, Oberlichten und Seitenteile mit kreativität und originalität zu planen, Beschläge mit kompatibles Design zur Schiebetürsystem Sliding Tech V-3000 von Metalglas.

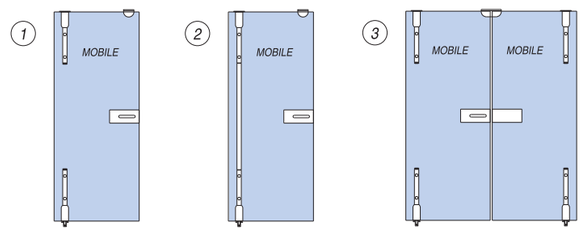



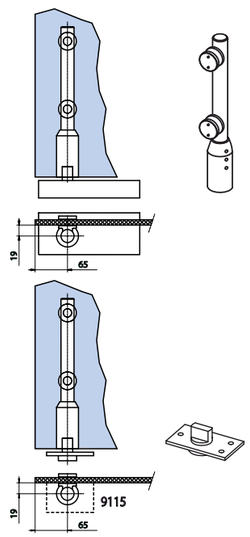

■ Art. PG1 - I
Cerniera inferiore
per pompa quadro ITALIA.
Bottom pivot hinge for floor door closer, Italian spindle.
Unteres Pendeltürband
für Bodentürschließer
mit italienischen Vierkant.

■ Art. PG1 - T
Cerniera inferiore per pompa quadro Tedesco.
Bottom pivot hinge for floor door closer, with German spindle.
Unteres Pendeltürband
für Bodentürschließer
mit flachkonischer Achse.

■ Art. PG - 12
Perno a pavimento Pivoting con quadro tedesco.
Floor pivot "Pivoting" with German profile spindle.
Bodenbuchse Pivoting zum Einlassen in Mauerwerk mit flachkonischer Achse.

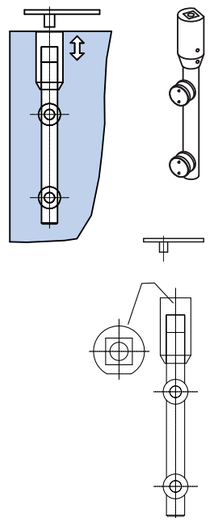

■ Art. PG1 - I
Cerniera superiore Pivoting.
Top hinge Pivoting.
Oberes Band Pivoting.

■ Art. PG10
Perno superiore 15 mm.
Top pivot 15 mm.
Oberer Zapfen 15 mm.

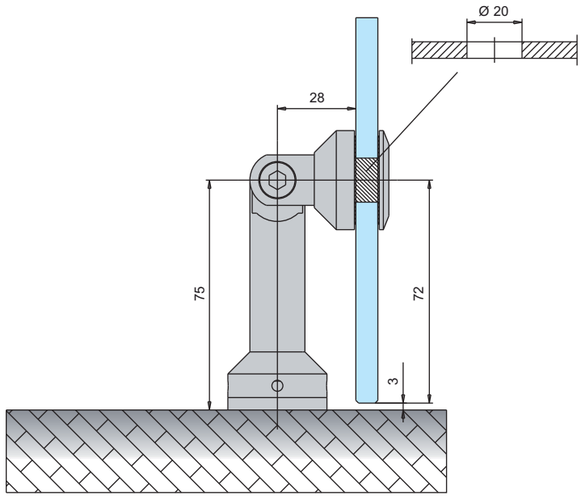

PG-145 F
- Attacco completo per vetro / pavimento / soffitto
- *Complete connector for Glass / Floor / Ceiling*
- *Komplettbeschlag für Gläs / Boden / Decke*

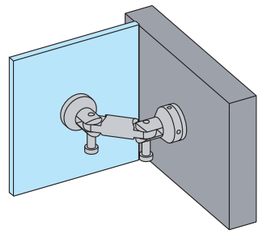

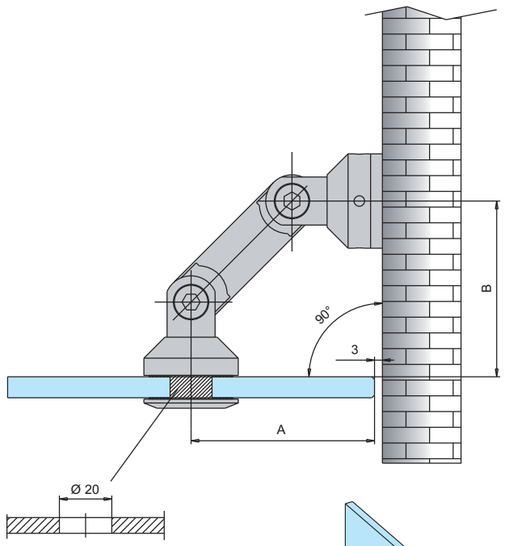

PG-139 F
- Attacco completo per vetro / muro
- *Complete connector for Glass / Wall*
- *Komplettbeschlag für Glas / Wand*

PG-139 F-3011
- Set con asta connessione da 52,5 mm.
- *Set with connecting rod 52,5 mm.*
- *Set mit Verbindungsachse 52,5 mm.*

PG-139 F-3012
- Set con asta connessione da 60 mm.
- *Set with connecting rod 60 mm.*
- *Set mit Verbindungsachse 60 mm.*

PG-139 F-3013
- Set con asta connessione da 82 mm.
- *Set with connecting rod 82 mm.*
- *Set mit Verbindungsachse 82 mm.*

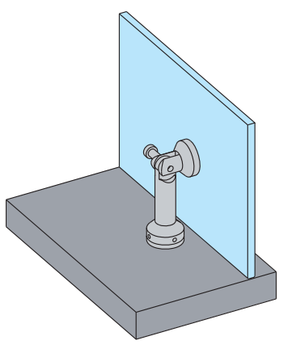

Lunghezza asta connessione
Länge der Verbindungsachse
Lenght connecting rod

Angolo *Winkel* *Angle*	52,5		60		82	
	A	B	A	B	A	B
90°	67	62	72	67	88	83

Se non specificato l'art. PG-139 F viene fornito standard con l'asta di connessione da 60 mm.

If not specified the art. PG-139 F is supplied standard with connecting rod of 60 mm.

Wenn es nicht anders spezifizier wird, ist der Artikel PG-139 F mit standard Kerbindungsachse von 60 mm. eliefertSet with connecting rod 52,5 mm.

Lunghezza asta connessione
Lenght connecting rod
Länge der Verbindungsachse

Angolo *Winkel* *Angle*	52,5	60	82	103
	A / B	A / B	A / B	A / B
90°	75	80	96	
95°	70	75	90	
100°	66	71	85	
105°	62	67	81	
110°	59	63	77	
115°	55	60	73	
120°	52	56	69	
125°	49	54	66	
130°	47	51	63	
135°	44	48	60	
180°	25	28,5	39,5	50

PG-120 F
- Attacco completo per vetro / vetro
- *Complete connector for Glass / Glass*
- *Komplettbeschlag für Glas / Glas*

PG-120 F-3011
- Set con asta connessione da 52,5 mm.
- *Set with connecting rod 52,5 mm.*
- *Set mit Verbindungsachse 52,5 mm.*

PG-120 F-3012
- Set con asta connessione da 60 mm.
- *Set with connecting rod 60 mm.*
- *Set mit Verbindungsachse 60 mm.*

PG-120 F-3013
- Set con asta connessione da 82 mm.
- *Set with connecting rod 82 mm.*
- *Set mit Verbindungsachse 82 mm.*

PG-120 F-3014
- Set con asta connessione da 103 mm.
- *Set with connecting rod 103 mm.*
- *Set mit Verbindungsachse 103 mm.*

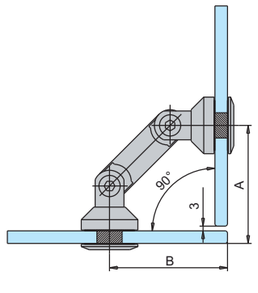

Se non specificato l'art. PG-120 F viene fornito standard con l'asta di connessione da 60 mm.

If not specified the art. PG-120 F is supplied standard with connecting rod of 60 mm.

Wenn es nicht anders spezifizier wird, ist der Artikel PG-120 F mit standard Kerbindungsachse von 60 mm. eliefertSet with connecting rod 52,5 mm.

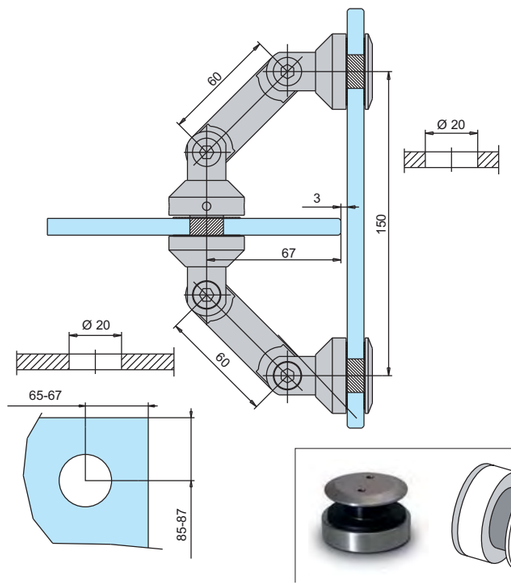

PG-150 F
- Attacco completo a 3 vie per vetro
- *Complete connector 3 ways for Glass*
- *Komplettbeschlag für Gläser*

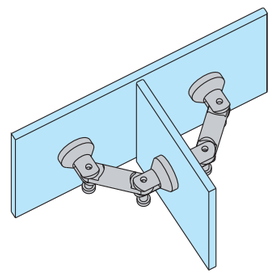

Se non specificato l'art. PG-120 F viene fornito standard con l'asta di connessione da 60 mm.

If not specified the art. PG-120 F is supplied standard with connecting rod of 60 mm.

Wenn es nicht anders spezifizier wird, ist der Artikel PG-120 F mit standard Kerbindungsachse von 60 mm. eliefertSet with connecting rod 52,5 mm.

PG-20
- Fissaggio a punto D. 35 mm regolabile
- *Punkthalter D. 35 mm verstellbar*
- *Point fitting D. 35 mm adjustable*

porte esterne

pinza continua

Wall connecting profile system - Wandanschlussprofil

Profilo in alluminio anodizzato con funzione di morsetto per vetri fissi con fissaggio a parete o soffitto composto da:
ART. P-O2O Profilo di sostegno ① preparato sia per vetri senza fori che per fori di sicurezza
ART. P-O21 Profilo a morsetto ② preparato sia per vetri senza fori che per fori di sicurezza.
ART. P-O22 Veletta di copertura ③
ART. P-O23 Lamiera in acciaio inox optional da inserire nella veletta ④
ART. P-O24 Tappi finali

Anodised aluminium profile for thoughened glass assemblies to fix overpanels or side panels to the wall or to the ceiling. The system is composed with:
ART. P-O2O Base profile ① prepared for glass without holes and for safety holes in glass
ART. P-O21 Clamping part ② prepared for glass without holes and for safety holes in glass.
ART. P-O22 Cover profil ③
ART. P-O23 Stainless steel sheet optional to insert in the cover profile ④
ART. P-O24 End caps

Natureloxiertem Aluminium Profil als umlaufender Rahmen für Ganzglasanlagen mit Wand bzw. Deckebefestigung. System bestehend aus:
ART. P-O2O Grundprofil ① vorbereitet für Glas ohne Bohrungen und für Sicherheit Bohrungen im Glas
ART. P-O21 Klemmstück ② vorbereitet für Glas ohne Bohrungen und für sicherheit Bohrungen im Glas.
ART. P-O22 Verkleidungsprofil ③
ART. P-O23 Edelstahlblech optional für Verkleidungsprofil einsetzen ④
ART. P-O24 Endkappe

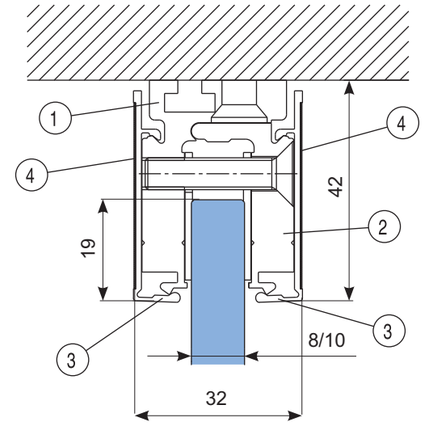

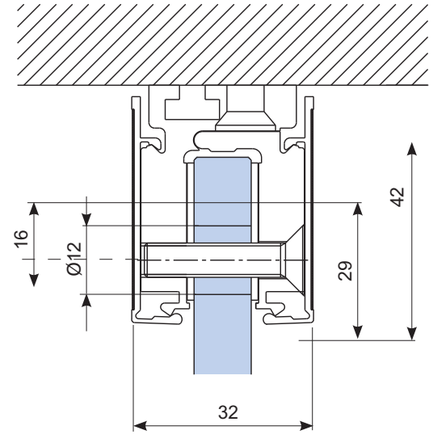

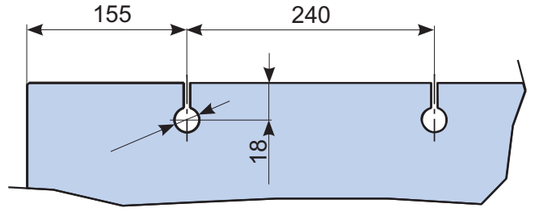

Fori vetro sicurezza
Safety holes in glass
Sichereit Bohrungen in Glas

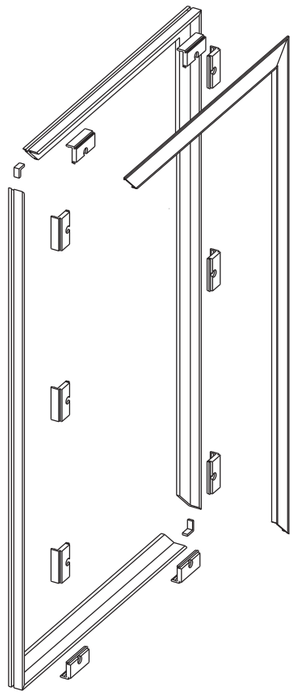

house office

Parete divisoria: La parete divisoria offre ampia libertà di progettazione per creare nuovi ambienti di lavoro e organizzarli a seconda delle proprie esigenze.

Partition walls: These partition walls allow you ample freedom to plan and create new working environments, tailor-made to your own requirements.

Trennwand: Die Trennwand bietet weitgehende Planungsfreiheit zur Schaffung von neuen Arbeitsumgebungen, die je nach den eigenen Bedürfnissen gestaltet werden können.

Porte scorrevoli: Porte scorrevoli di separazione ambiente realizzate con telaio in alluminio e vetro intero.L'istallazione è semplice e il sistema è funzionale ed elegante.

Sliding doors: Sliding room-separator doors with aluminium surround and full glass panel.An easy to install system that is both elegant and functional.

Schiebetüren: Schiebetüren für Raumtrennwände mit einem Aluminiumrahmen und Vollverglasung. Die Installation ist einfach und das System ist funktionell und elegant.



Porte battenti e stipiti: Programma di porte battenti con stipiti in luce, con battuta e rasomuro ideali per rivestire gli ambienti interni con un stile essenziale e moderno.

Hinged Doors: A range of hinged doors with jamb, with either visible or recessed frames, the ideal fittings to give interiors that recessed frames, the ideal fittings to give interiors that essential modern styling.

Drehtüren: Programm von Drehtüren mit Aluminium Türzarge, mit idealem Flügel und Wandhalterung um die Innenräume in einem wesentlichen und modernen Stil zu verkleiden.





parete divisoria TP-010
Partitions walls
Trennwand

stipite alluminio per parete divisoria TP-100
Aluminium frames
Aluminiumzargen

stipiti alluminio P-030 P-040 P010
Aluminium frames
Aluminiumzargen

porte scorrevoli alluminio
Aluminium sliding doors
Schiebetüren aus Aluminium

porte battenti alluminio
Aluminium doors
Drehtüren aus Aluminium

stipite alluminio Aluframe TP-200
Aluminium frames
Aluminiumzargen

parete divisoria TP-010

Partition wall - Trennwand

La parete Metalglas è l'ideale per dividere e organizzare gli ambienti di lavoro. Con l'assemblaggio di un unico profilo in alluminio, posizionabile orizzontalmente e verticalmente si ripartisce lo spazio in aree operativa, sale riunioni, uffici. Nel profilo si possono inserire vetri dello sp 8/10 mm. L'accostamneto dell'alluminio con il vetro consente di realizzare ambienti luminosi e in costante comunicazione tra loro.

Metalglas walls are the ideal solution for separating and organising work spaces. The frame is assembled as a single piece that can be placed horizontally or vertically to divide up spaces into working areas, meeting rooms and offices. The frames can take glass from 8 to 10 mm thick. The combination of aluminium and glass creates environments that are full of light and able to maintain constant intercommunication.

Die Metalglas-Wand ist ideal zum Abteilen und Organisieren von Arbeitsräumen. Mit dem Zusammenbau eines einzigen Aluminiumprofils, das waagrecht und senkrecht positionert werden kann, kann der Raum in Betriebsbereichen, Sitzungssälen und Büros abgeteilt werden. In das Profil können Glasscheiben mit Stärken von 8-10 mm eingeschoben werden. Die Kombination von Aluminium und Glas ermöglicht, helle Räume zu schaffen, die ständiger Verbindung untereinander stehen.

Esempio parete - Example of a partitions - Beispiel einer Wand:

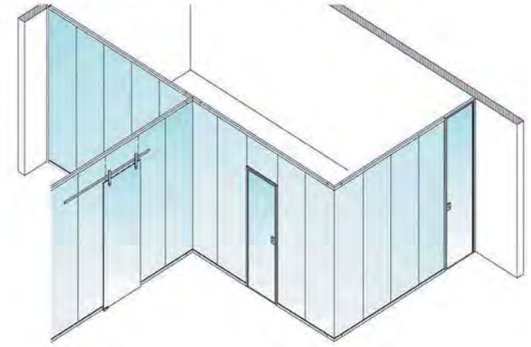

Composizione elementi parete - Make-up of the partition elements - Zusammenstellung der Wandelemente

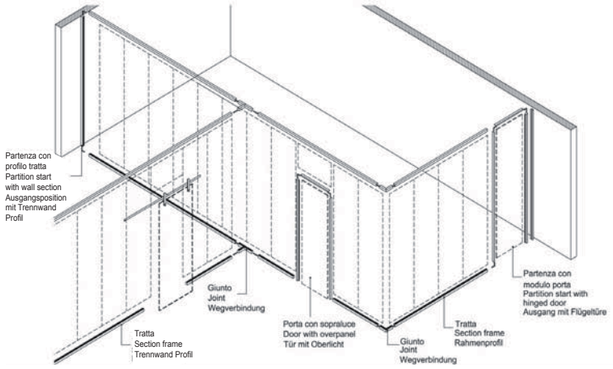

TP-010

La parete divisoria è composta da un profilo tratta in alluminio anodizzato naturale e da giunti a 2-3-4 vie per i cambi di direzione.
Nel profilo tratta vengono inseriti vetri dello spessore di 8-10 mm.
I vani di passaggio possono ospitare porte battenti a tutta altezza o con sopraluce grazie all'integrazione di stipiti in alluminio. Si possono applicare ante con telaio alluminio oppure cerniere per porte tutto vetro.
Alla parete è possibile inoltre integrare il sistema sliding tech per ante scorrevoli in vetro singole o doppie.

Partition walls consist of a natural anodised aluminium section frame with 2-,-3- or 4 way joints for direction changes. Each section can take a glass panel from 8 to 10 mm thick. The integrated aluminium frames in the door spaces allow full height hinged doors or door with transoms to be fitted. The door panels can be fitted with an aluminium surround or with only the hinges.

Die Trennwand besteht aus einem Rahmenprofil aus natürlichem eloxierten Aluminium und 2-, 3- und 4-Wegeverbindungen für Richtungswechsel. In das gezogene Profil werden Glasscheiben mit 8 - 10 mm Stärke eingeschoben. Die Durchgangsöffnungen können Flügeltüren in voller Höne oder mit Oberlichte haben, da Türzarge aus Aluminium eingebaut sind. Man kann auch Flügel mit Aluminiumrahmen oder auch mit Scharnieren einbauen.

parete divisoria TP-O1O

Caratteristiche profilo tratta - Partition walls section - Trennwand die Profile

Il profilo tratta è composto da:

-1- Profilo parete, è il profilo perimetrale;
-2- Piedino livellatore supporto vetro;
-3- Profilo fermavetro: viene fissato al profilo parete;
-4- Carter di copertura da applicare sul profilo fermavetro;

Each section consists of:

-1- partition profile is the peripheral frame;
-2- basal glass support and leveller;
-3- glass-holding frame: attached to the partition frame;
-4- "Carter" covering, for the glass-holding frame;

Das gezogene Profil besteht aus:

-1- Wandprofil, dies ist das Rahmenprofil;
-2- Stellfüße, welche das Glas halten;
-3- Glashalterungsprofile: dieses wird am Wandprofil befestigt;
-4- Abdeckungsprofil , die am Glashalterungsprofil angebracht werden;

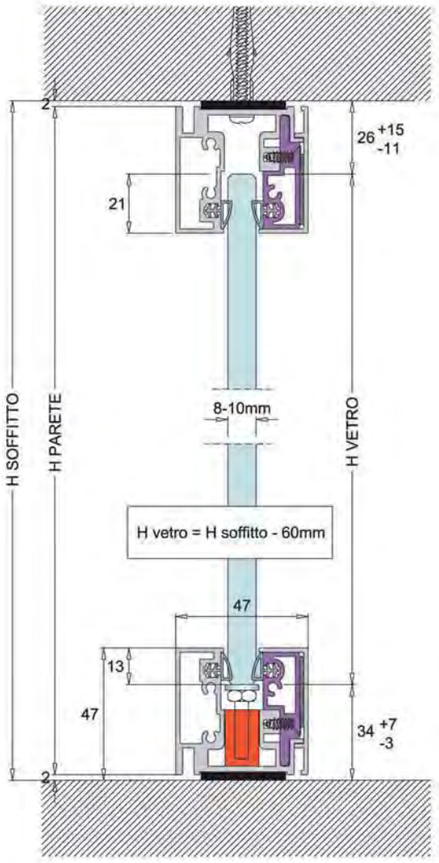



H soffitto
Clear opening height
Lichte Durchgangshöhe

H parete
Partition height
Rahmenaußenmaß - Höhe

H vetro
Glas panel height
Glashöhe

parete divisoria TP-010

Compatibilità tratta -Section assembly - Zusammenstellungsmöglichkeit von Profile

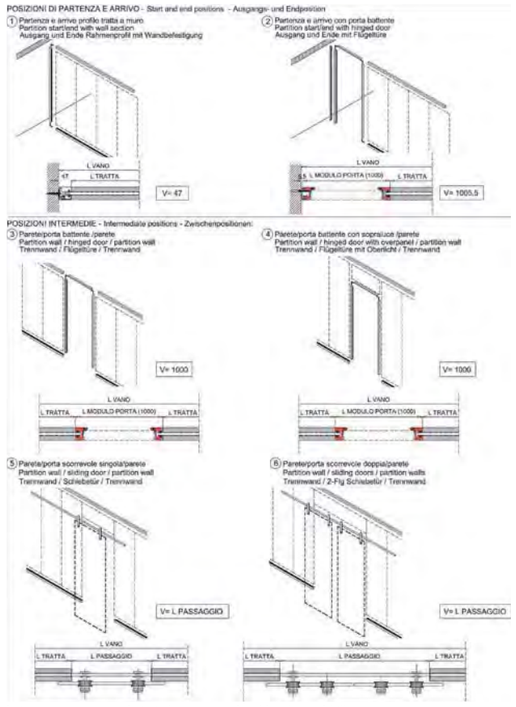

L vano
Dimension of opening width
Lichte Breite

L passaggio
Door nett width passage
Tür-Lichtes Maß-Breite

L modulo porta
Module door width
Türmodel Breite

L tratta
Section frame lenght
Rahmenprofil Länge

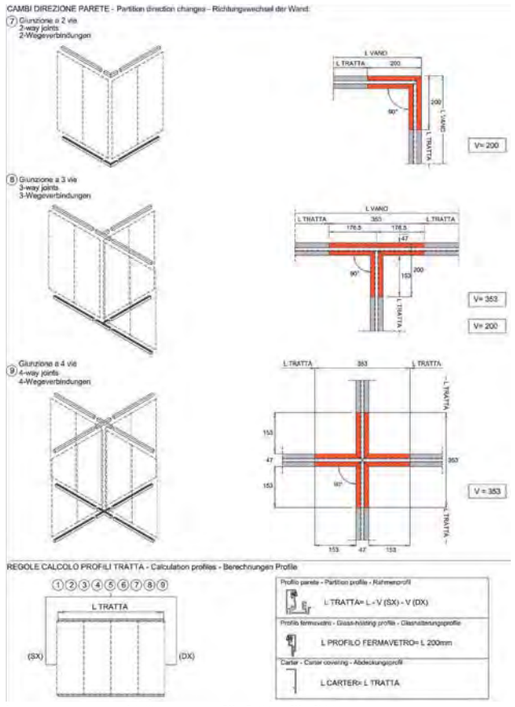

L vano
Dimension of opening width
Lichte Breite

L tratta
Section frame lenght
Rahmenprofil Länge

DX = Destra
Right
Rechts

SX = Sinistra
Left
Links

compatibilità vetri - glass panel assembly - Zusammenstellungsmöglichkeit von Glasscheiben

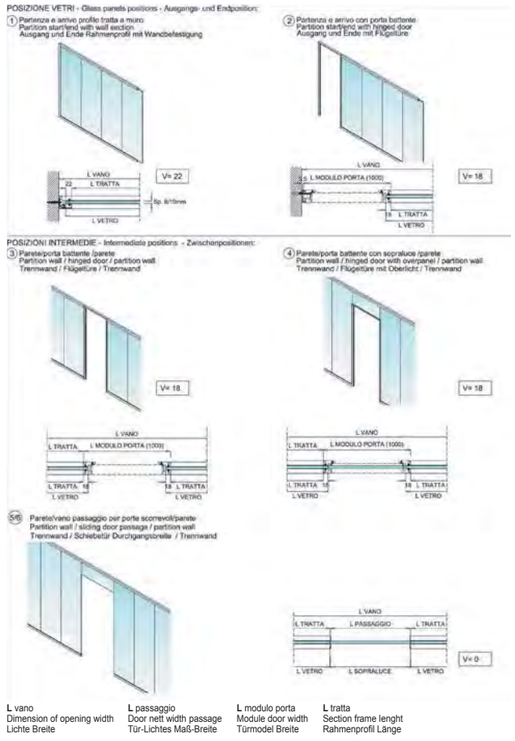

L vano
Dimension of opening width
Lichte Breite

L passaggio
Door nett width passage
Tür-Lichtes Maß-Breite

L modulo porta
Module door width
Türmodel Breite

L tratta
Section frame lenght
Rahmenprofil Länge

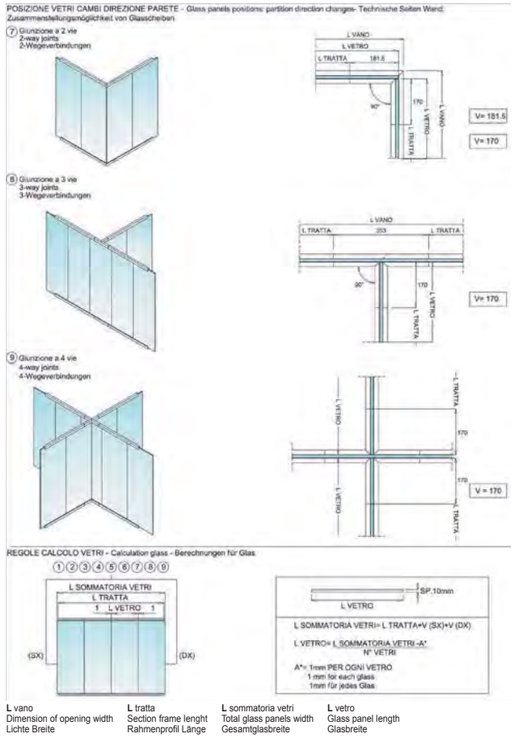

L vano
Dimension of opening width
Lichte Breite

L tratta
Section frame lenght
Rahmenprofil Länge

L sommatoria vetri
Total glass panels width
Gesamtglasbreite

L vetro
Glass panel length
Glasbreite

Pagine riassuntive; vedere manuale tecnico. Summary pages, please see our technical manual. - Übersichtsseiten, siehe technisches Handbuch

parete divisoria TP-010

Applicazione porte - Vertical sections - Vertikalschnitte

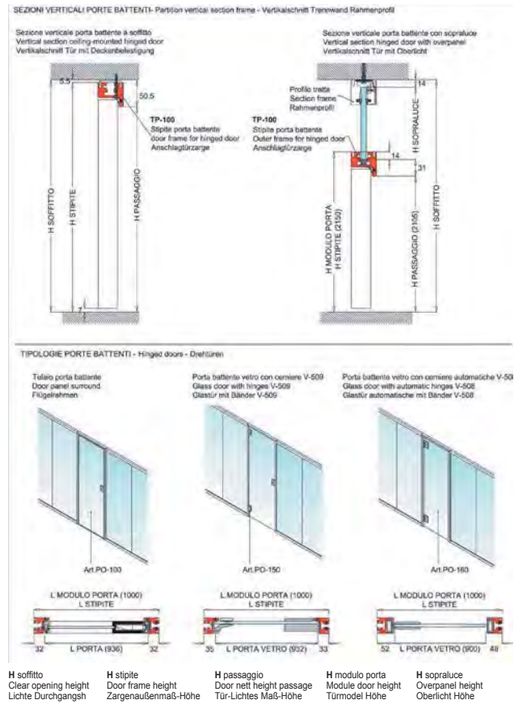

H soffitto
Clear opening height
Lichte Durchgangsh

H stipite
Door frame height
Zargenaußenmaß-Höhe

H passaggio
Door nett height passage
Tür-Lichtes Maß-Höhe

H modulo porta
Module door height
Türmodel Höhe

H sopraluce
Overpanel height
Oberlicht Höhe

L modulo porta
Module door width
Türmodel Breite

L stipite
Door frame width
Zargenaußenmaß-Breite

L porta
Door width
Tür-Breite

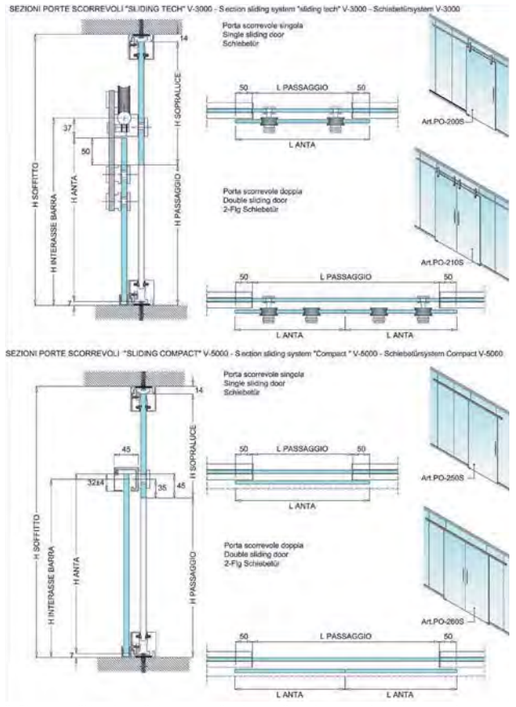

H soffitto
Clear opening height
Lichte Durchgangsh

H interasse barra
Axe bar
Schiebetürsystem Stange Höhe

H anta
Door height
Schiebetür Glashöhe

H sopraluce
Overpanel height
Oberlicht Höhe

H passaggio
Door nett height passage
Tür-Lichtes Maß-Höhe

L passaggio
Door nett width passage
Tür-Lichtes Maß-Breite

L anta
Sliding door width
Schiebetür Breite

componenti - components - Einzelteile

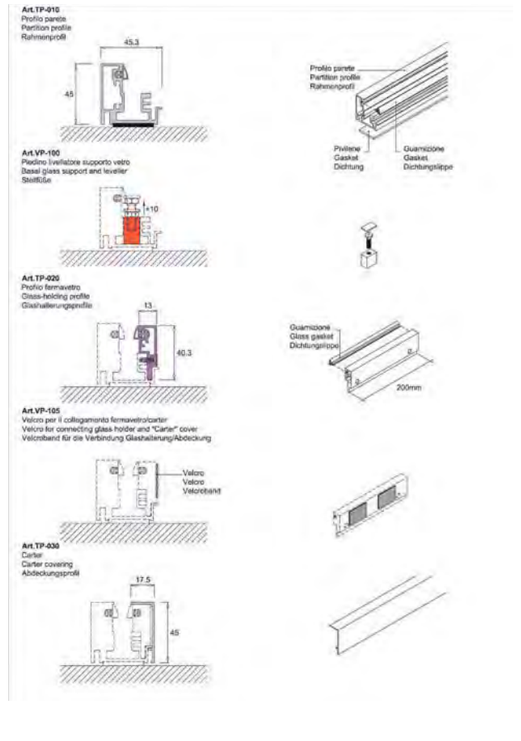

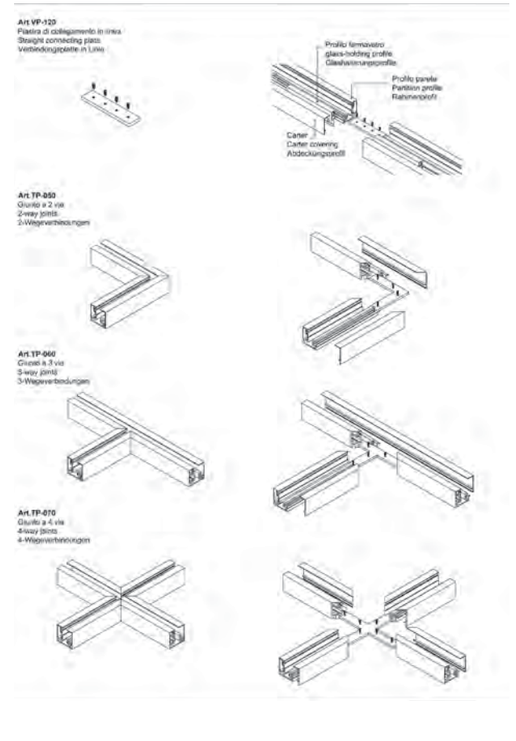

stipite alluminio TP-100

Parete divisoria - Partition wall aluminium frame
Alu-Zargen für Trennwand

Stipite in alluminio per parete divisoria House office con possibilità di montaggio a muro con sopraluce o con vetri fissi laterali.

Aluminium Frame for partition walls House office with possible installation on the wall or with side panels or overpanel.

Aluminiumzargen für Trennwand Programm House office mit Wandbefestigung oder mit Seitenteilen und Oberlichte.

SEZIONI VERTICALI PORTE BATTENTI- Partition vertical section frame - Vertikalschnitt Trennwand Rahmenprofil

Sezione verticale porta battente a soffitto
Vertical section ceiling-mounted hinged door
Vertikalschnitt Tür mit Deckenbefestigung

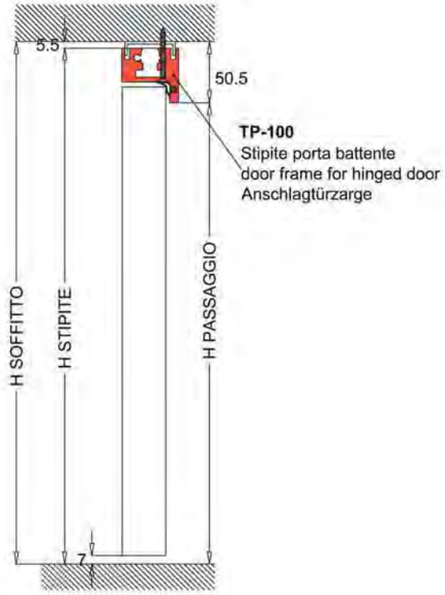

Sezione verticale porta battente con sopraluce
Vertical section hinged door with overpanel
Vertikalschnitt Tür mit Oberlicht

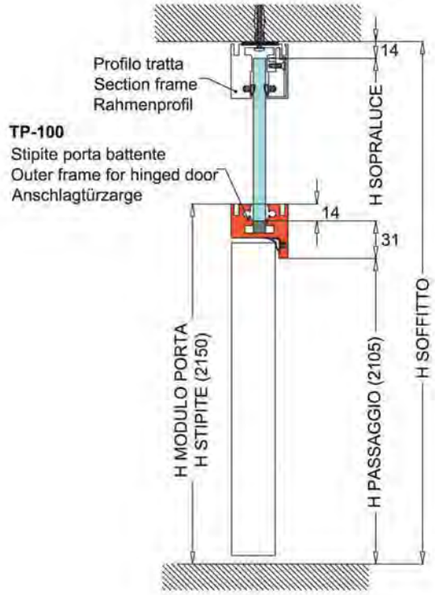

TIPOLOGIE PORTE BATTENTI - Hinged doors - Drehtüren

Telaio porta battente
Door panel surround
Flügelrahmen

Porta battente vetro con cerniere V-509
Glass door with hinges V-509
Glastür mit Bänder V-509

Porta battente vetro con cerniere automatiche V-508
Glass door with automatic hinges V-508
Glastür automatische mit Bänder V-508

H soffitto
Clear opening height
Lichte Durchgangshöhe

H parete
Partition height
Rahmenaußenmaß - Höhe

H passaggio
Door nett height passage
Tür - Lichtes - Höhe

H modulo porta
Module door height
Türmodul Höhe

H sopraluce
Overpanel height
Oberlicht Höhe

L modulo porta
Module door width
Türmodul Breite

L stipite
Door frame width
Zargenaußenmaß - Breite

L porta
Door width
Tür - Breite

stipite alluminio TP-100

Caratteristiche profilo tratta - Partition walls section - Trennwand die Profile

Art.VP-130
staffa di collegamento verticale per profili parete
Vertical connecting bracket for partition frames
Vertikale Verbindungsstange für Wandprofile

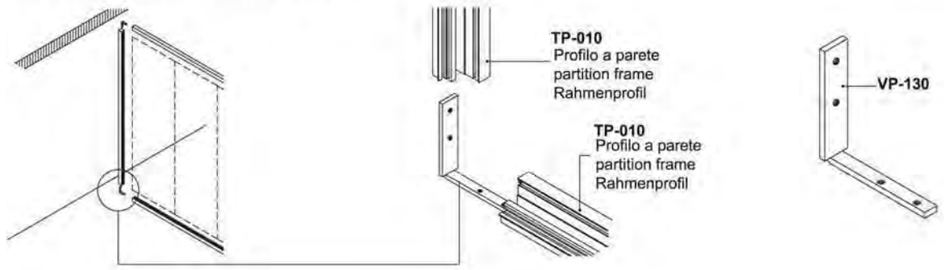

Art.TP-100
stipite porta battente
door frame for hinged doors
Anschlagtürzarge

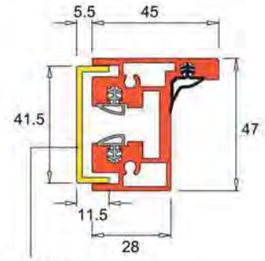

Art.P-033
prolifo a muro
Wall frame
Wandprofil

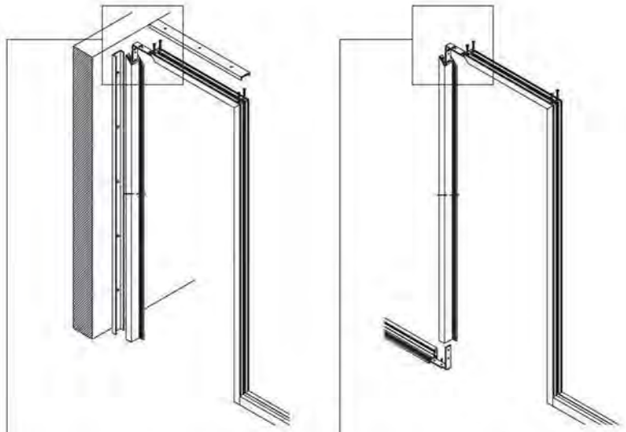

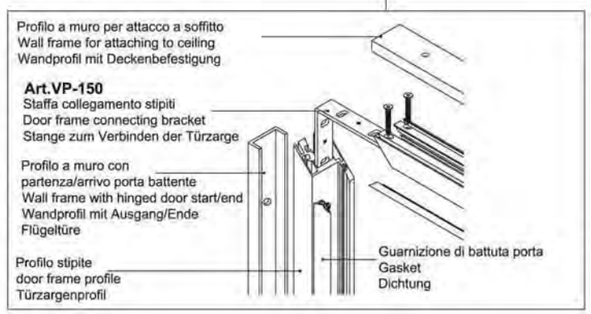

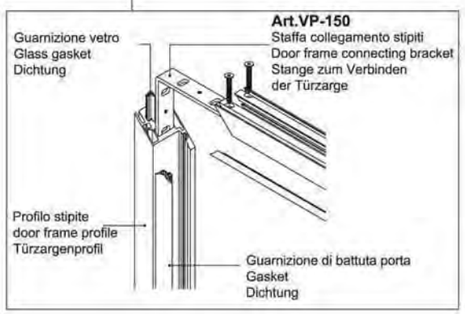

Art.VP-140
staffa di collegamento profilo parete e stipite porta battente
Bracket for connecting partition frame and door frame
Verbindungsstange Rahmenprofil und Türpfosten der Flügeltüre

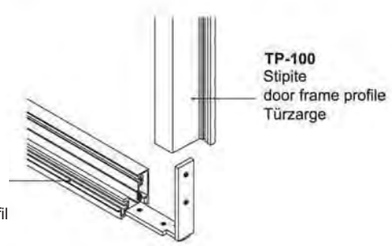

house office



Particolare giunto a tre vie
Detail three - way joints
Detail 3 - Wegeverbindungen

Particolare stipite battente
Detail door frame for hinged doors
Detail Anschlagtürzarge

Maniglia art. V-1561-S
Handle art. V-1561-S
Türgriff art. V-1561-S

porte scorrevoli alluminio

Aluminium sliding doors
Schiebetüren aus Aluminium

House office è anche binario a parete. Ideale per ridurre gli ingombri delle classiche porte battenti.

Wall-mounted sliding doors. "House office" can also be wall mounted. Ideal for saving the space taken up by ordinary hinged doors.

Schiebetüren mit Wandschienen. House office bedeutet auch Wandschienen. Ideal um die Außenmaße von klassischen Flügeltüren zu reduzieren.

Art. F-007
Maniglia fronte-retro.
Par sliding handles.
Paar Schiebegriffe.



Art. F-008
Serratura porta scorrevole.
Sliding lock.
Schiebeschloss.

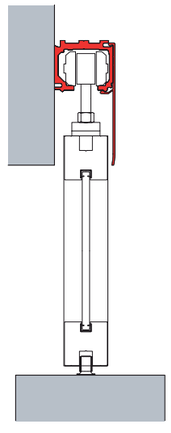

Sistema scorrevole House office con applicazione a soffitto.
Il telaio dell'anta è in alluminio anodizzato e può ricevere un vetro di sp 6 mm. Grazie alla grande escursione dei carrelli è sempre garantita una perfetta regolazione della'anta.

Ceiling-mounted sliding doors. The "House office" sliding door system is mounted on the ceiling. The anodised aluminium door panel surround can take a glass panel 6 mm thick. The wide range of movement of the guide wheels means you can gauge your door aperture perfectly.

Schiebetüren mit Deckenschienen. Schiebesystem House office mit Deckenbefestigung. Der Rahmen der Schiebetüre ist aus eloxiertem Aluminium und kann Glas mit 6 mm Stärke aufnehmen.
Dank des großen Laufs der Gleitstücke ist immer eine perfekte Regulierung der Türe gewährleitet.



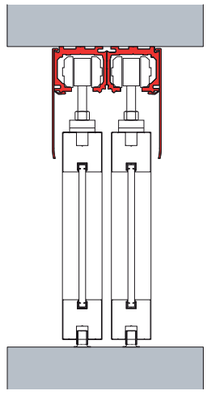

Art. P0-090
Anta con telaio alluminio con vetro intero.
Aluminium door panel surround with full glass panel.
Türe mit Aluminiumrahmen und Vollverglasung.

house office

porte scorrevoli alluminio con traversino

Aluminium sliding doors with cross profiles
Schiebetüren aus Aluminium mit Querleisten

Le porte scorrevoli House office sono disponibili anche con profilo traversino per dividere le ante in più spazi.

House office sliding doors are available with cross profiles too.

House office Schiebetüren sind Lieferbar auch mit Querleisten Profile.

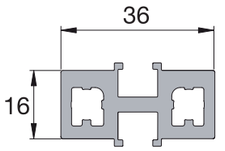

Art. P-104
Profilo traversino.
Crosspiece.
Querleisten profil.

Art. P-0-091
Anta con telaio alluminio e con 1 traversino.
Sliding door with aluminium frame with 1 crosspiece.
Schiebeflügel aus Aluminium und mit 1 Querleiste.



Art. P-0-092
Anta con telaio alluminio e con 2 traversini.
Sliding door with aluminium frame with 2 crosspieces.
Schiebeflügel aus Aluminium und mit 2 Querleisten.



Art. P-0-093
Anta con telaio alluminio e con 3 traversini.
Sliding door with aluminium frame with 3 crosspieces.
Schiebeflügel aus Aluminium und mit 3 Querleisten.

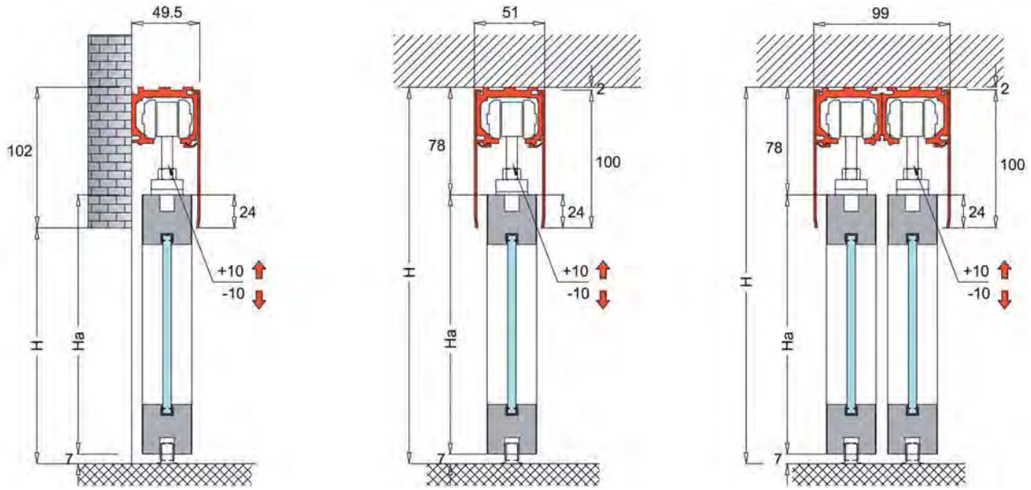

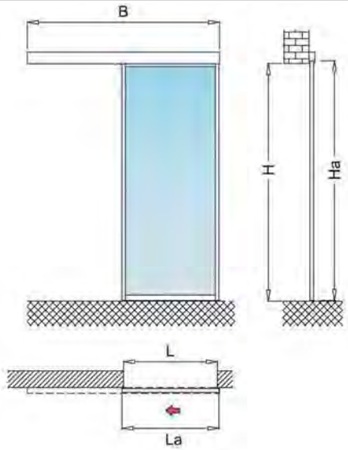

① Scorrevole a un'anta esterno muro.
Binario a filo luce.

Single sliding door along the wall

Schiebetür auf der Wand

La = L + 32 mm
B = La x 2 - 52 mm
Ha = H + 17mm

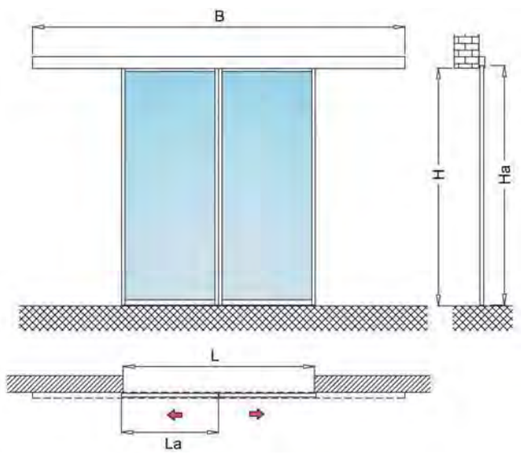

② Scorrevole a due ante esterno muro.
Binario a filo luce.

Double sliding doors along the wall

Doppelte Schiebetür auf der Wand

La = L / 2 + 16 mm
B = La x 4 - 106 mm
Ha = H + 17mm

H luce netta altezza passaggio
Clear opening height
Lichte Durchgangshöhe

Ha altezza anta
Door height
Schiebeflügel Höhe

B binario
Track profile
Laufschiene

La larghezza anta
Door width
Schiebeflügel Breite

L luce netta larghezza passaggio
Clear opening width
Lichte Durchgangsbreite

Art. V-1000
Binario a soffitto o parete a 1 via in alluminio.
Aluminium Track profile ceiling or wall installation with 1 way.
Alu- Laufschienenprofil Decken- Wandbefestigung.

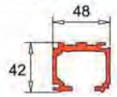

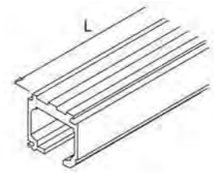

Art. V-1000-2
Binario a soffitto a 2 vie in alluminio .
Aluminium Track profile ceiling installation with 2 ways .
Alu Doppel-laufschienenprofil Deckenbefestigung .

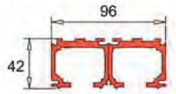

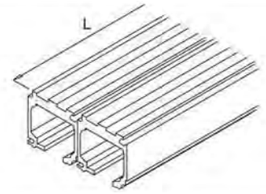

Art. F-005
Veletta in alluminio .
Aluminium cover profile .
Alu- Verkleidungsprofil .

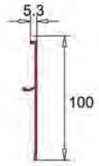

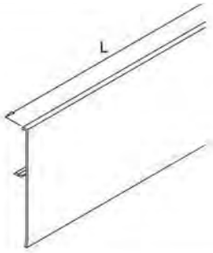

Art. F-006
Coppia tappi chiusura laterale per binario art. V-1000
Pair endcaps for track profile art. V-1000
Paar Endkappe für Laufschienenprofil Art. V-1000

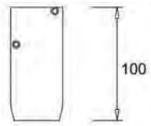

Art. PO-090
Anta scorrevole con telaio alluminio
Aluminium sliding door panel
Schiebetür mit Aluminiumrahmen

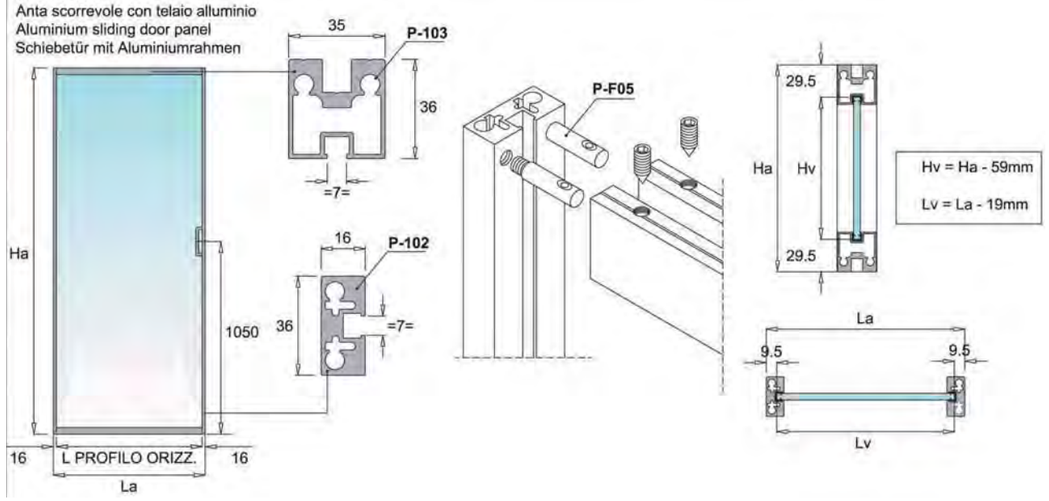

Ha altezza anta
Doors height
Schiebeflügel Höhe

La larghezza anta
Doors width
Schiebeflügel Breite

Hv altezza vetro
Glass height
Glashöhe

Lv larghezza vetro
Glass width
Glasbreite

house office

stipiti in alluminio

P-030 P-040 P-010

Aluminium frames - Aluminiumzargen

La leggerezza dell'alluminio anodizzato si affianca alla sicurezza del cristallo temperato, un profilo che permette la più ampia libertà progettuale con design essenziale e un'ottimale facilità d'installazione. Grazie alla presenza del profilo a muro è possibile ottenere un'escursione degli stipiti in larghezza di +-7mm ed in altezza di +-3,5mm.

The lightness of anosided aluminium combined with the security of toughened glass, allows maximum planning and design flexibility and ease of installation.
The wall profile allows the doorframe to be adjusted by +/- 7 mm in width and +/- 3,5 mm in height.

Die Leichtigkeit des eloxierten Aluminium kommt zur Sicherheit des Hartglases hinzu, ein Profil, das weitgehende Planungsfreiheit mit einem wesentlichen Design und optimale Leichtigkeit der Installation bietet. Dank des Wandprofils kann man einen Lauf der Türpfosten in einer Breite von +/- 7 mm und in einer Höhe von +/- 3,5 mm erhalten.

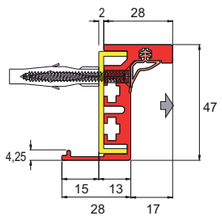

Art. P-040
Profilo stipite con battuta in alluminio anodizzato.
Angular built anodised aluminium frame.
Eck-Anschlagtürzarge aus eloxiertem Aluminium.

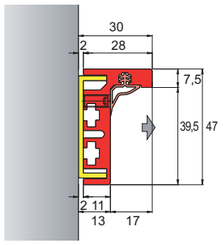

Art. P-030
Profilo stipite in luce in alluminio anodizzato.
Built anodised aluminium frame.
Anschlagtürzarge aus eloxiertem Aluminium.

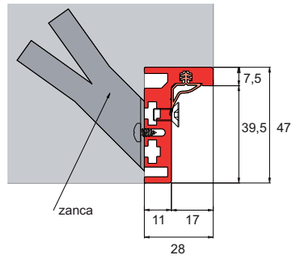

Art. P-035
Profilo stipite in luce in alluminio anodizzato per aplicazione rasomuro.
Anodised aluminium frame to be built to the wall.
Anschlagtürzarge aus eloxiertem Aluminium zum Einmauern.

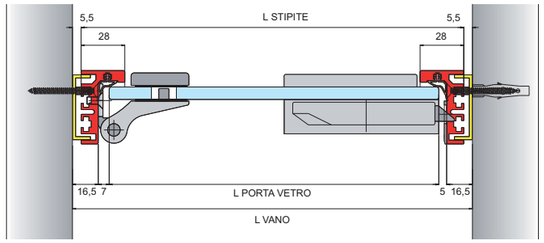

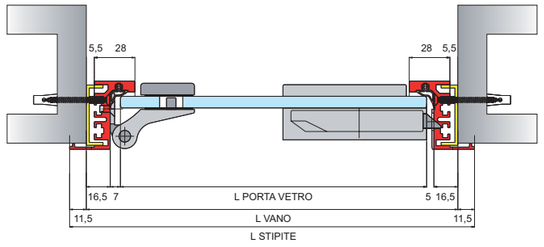

Art. P-010
Profilo stipite in luce in alluminio anodizzato montato a filo muro o interno muro.
Door jamb profile in aluminium anodised for installation inside the wall or line wall.
Rahmenprofil aus oder Aluminium galvanisiertem,

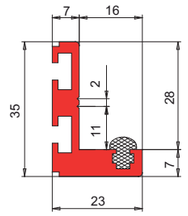

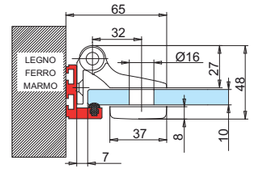

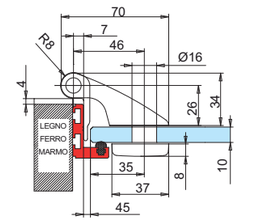

Art. V-509
Cerniera.
Hinge.
Band.

stipiti alluminio P-030

porta con stipite in luce
applicazioni - applications - Anwendungen

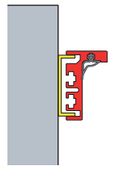

Art. P-030
Profilo stipite in luce in alluminio anodizzato.
In the opening mounted door frame in anodised aluminium.
Anschlagtürzarge aus eloxiertem Aluminium.

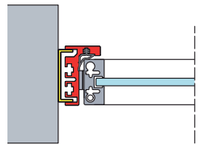

Art. P0-100
Telaio anta.
Door panel surround.
Flügelrahmen.

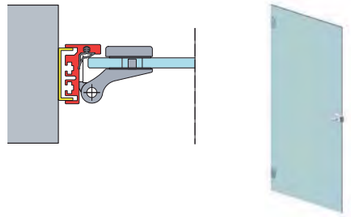

Porta vetro.
Glass door
Glastüre.

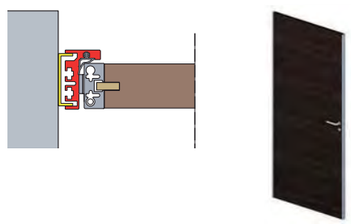

Art. P0-110
Porta legno.
Wood door.
Holztüre.

Art. V-509
Particolare cerniera.
Hinge V-509.
Band V-509.

porta con stipite rasomuro
applicazioni - applications - Anwendungen

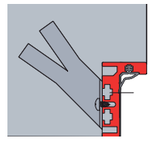

Profilo stipite Art. P-035 in luce, in alluminio anodizzato per applicazione rasomuro.
Door frame in anodised aluminium for recessed wall fitting.
Anschlagtürzarge aus eloxiertem Aluminium zum Einmauern.

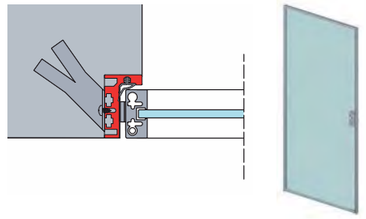

Art. P0-100
Telaio anta.
Door panel surround.
Flügelrahmen.

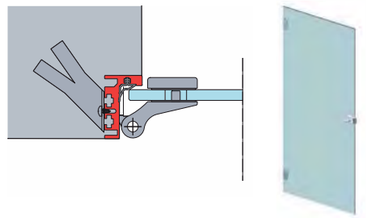

Porta vetro.
Glass door
Glastüre.

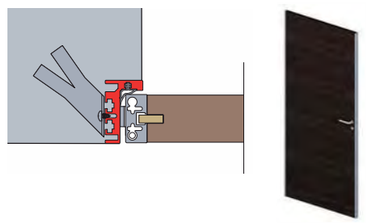

Art. P0-110
Porta legno.
Wood door.
Holztüre.



Particolare serratura V-760BB e maniglia V-121.
Detail lock V-760BB and handle V-121.
Detail Schloss V-760BB Türgriff V-121.

stipiti alluminio P-040

porta con stipiti con battuta
applicazioni - applications - Anwendungen

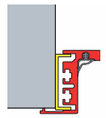

Art. P-040
Profilo stipite con battuta in alluminio anodizzato.
Profile frame frame with outer frame in anodised aluminium.
Eck-Anschlagtürzarge aus eloxiertem Aluminium.

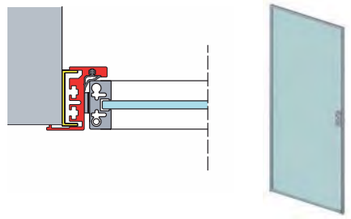

Art. P0-100
Telaio anta.
Door panel surround.
Flügelrahmen.

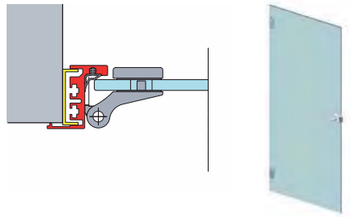

Porta vetro.
Glass door
Glastüre.

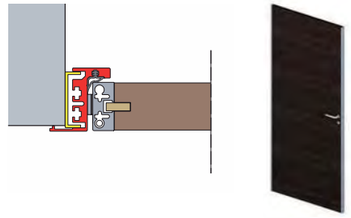

Art. P0-110
Porta legno.
Wood door.
Holztüre.

Particolare serratura V-700 e maniglia V-121.
Detail lock V-700 and handle V-121.
Detail Schloss V-700 und Türgriff V-121.

stipiti alluminio

Per porte battenti - Frames for doors - Zusammenstellungsmöglichkeit von Profile

telaio porta battente - door panel surround - Flügelrahmen

STIPITI IN LUCE - Doorframes mounted in the opening - Anschlagtürzarge

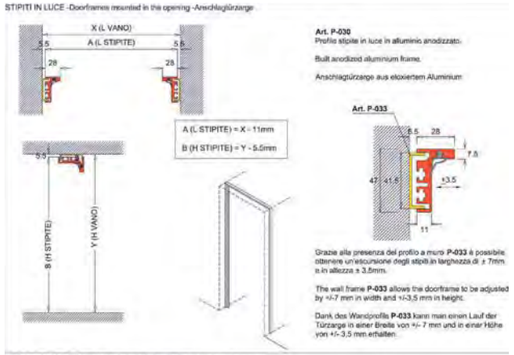

Art. P-030
Profilo stipite in luce in alluminio anodizzato.

Built anodized aluminium frame.

Anschlagtürzarge aus eloxiertem Aluminium

Grazie alla presenza del profilo a muro **P-033** è possibile ottenere un'escursione degli stipiti in larghezza di ± 7mm e in altezza ± 3.5mm.

The wall frame **P-033** allows the doorframe to be adjusted by +/-7 mm in width and +/-3,5 mm in height.

Dank des Wandprofils **P-033** kann man einen Lauf der Türzarge in einer Breite von +/- 7 mm und in einer Höhe von +/- 3,5 mm erhalten.

STIPITI RASOMURO - Recessed frames - Anschlagtürzarge zum Einmauern

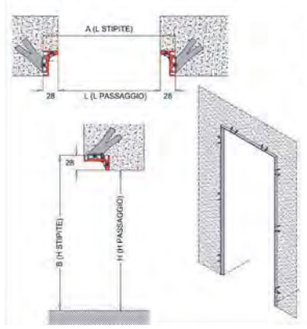

Art. P-035
Profilo stipite in alluminio anodizzato per applicazione rasomuro.

Anodised aluminium frame to the built in the wall

Anschlagtürzarge aus eloxiertem Aluminium zum Einmauern.

STIPITI CON BATTUTA - Angular doorframes - Eck-Anschlagtürzarge

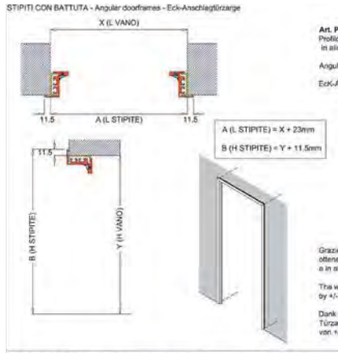

Art. P-040
Profilo stipite con battuta in alluminio anodizzato.

Angular built anodized aluminium frame.

Eck-Anschlagtürzarge aus eloxiertem Aluminium

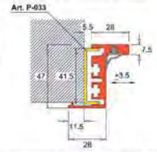

Grazie alla presenza del profilo a muro **P-033** è possibile ottenere un'escursione degli stipiti in larghezza di ± 7mm e in altezza ± 3.5mm.

The wall frame **P-033** allows the doorframe to be adjusted by +/-7 mm in width and +/-3,5 mm in height.

Dank des Wandprofils **P-033** kann man einen Lauf der Türzarge in einer Breite von +/- 7 mm und in einer Höhe von +/- 3,5 mm erhalten.

APPLICAZIONE PORTE - ANWENDUNGSMÖGLICHKEIT - INSTALLATION EXAMPLE

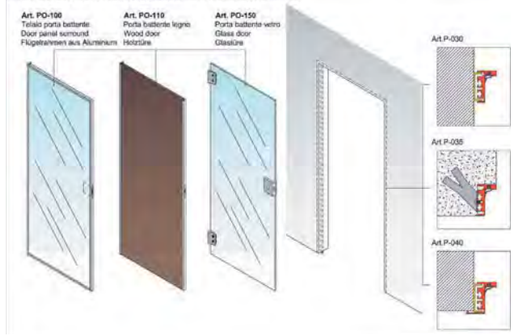

A larghezza stipiti Frame profile width Zargenaußenmaß-Breite	**B** altezza stipiti Frame profile height Zargenaußenmaß-Höhe	**X** larghezza vano Dimension of opening width Lichte Breite	**Y** altezza vano Dimension of opening height Lichte Höhe	**L** larghezza passaggio Door nett width passage Tür-Lichtes Maß-Breite	**L** altezza passaggio Door nett height passage Tür-Lichtes Maß-Höhe

telaio porta e porta legno - door panel surround and wood door - Flügelrahmen

VETRO PER TELAIO PORTA - Glass for door panel surround - Glas für Flügelrahmen

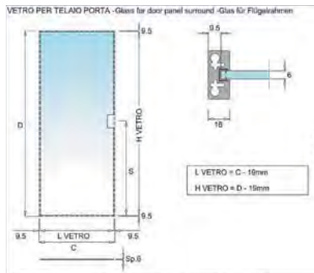

Lavorazione vetro per serratura art.V-710
Glass preparation for lock V-710
Glasbearbeitung für Schloss V-710

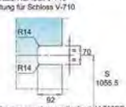

Lavorazione vetro per serrature verticali art. V-760BB, V-760-WC, V-760PZ
Glass preparation for vertical locks V-760-BB , V-760-WC , V-760-PZ
Glasbearbeitung für Schlösser V-760-BB , V-760-WC , V-760-PZ

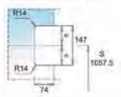

SERRATURA COMPACT V-710 - Compact V-710 - Compact Schloss V-710

Art. V-710
serratura compact per telaio porta
Compact lock for door panel surround
Compact Schloss für Flügelrahmen

SERRATURE ART. V-760BB, V-760WC, V-760PZ - Vertical locks art. Art. V-760-BB , V-760-WC , V-760-PZ-Schlösser V-760-BB , V-760-WC , V-760-PZ

V-760BB, V-760WC, V-760PZ
serrature verticali per telaio porta
Vertical locks for door panel surround
Vertikal Schlösser für Flügelrahmen

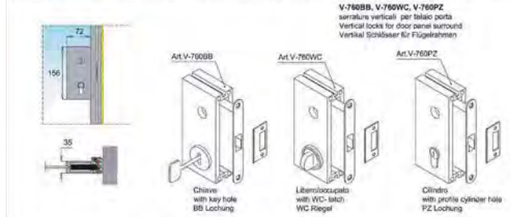

A larghezza stipiti Frame profile width Zargenaußenmaß-Breite	**B** altezza stipiti Frame profile height Zargenaußenmaß-Höhe	**X** larghezza vano Dimension of opening width Lichte Breite	**Y** altezza vano Dimension of opening height Lichte Höhe	**L** larghezza passaggio Door nett width passage Tür-Lichtes Maß-Breite	**L** altezza passaggio Door nett height passage Tür-Lichtes Maß-Höhe

Pagine riassuntive; vedere manuale tecnico. Summary pages, please see our technical manual. - Übersichtsseiten, siehe technisches Handbuch

stipiti alluminio

Porta battente legno - Wood door - Holztüre

telaio porta e porta legno - door panel surround and wood door - Flügelrahmen

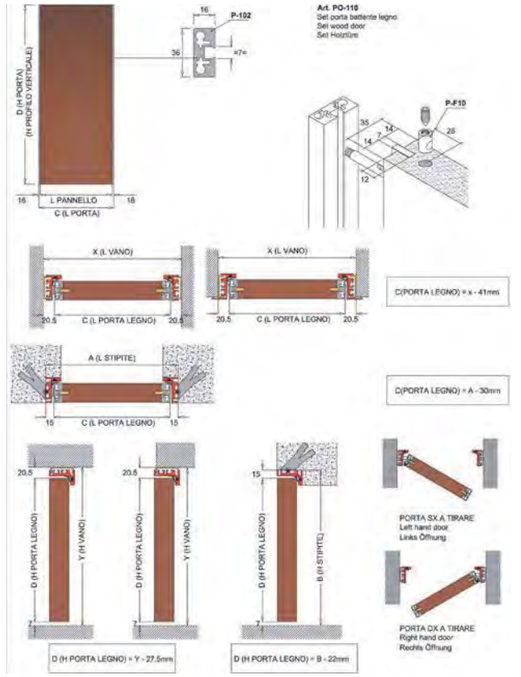

Art. PO-110
Set porta battente legno
Set wood door
Set Holztüre

PANNELLO PORTA LEGNO - Wood door - Holztüre

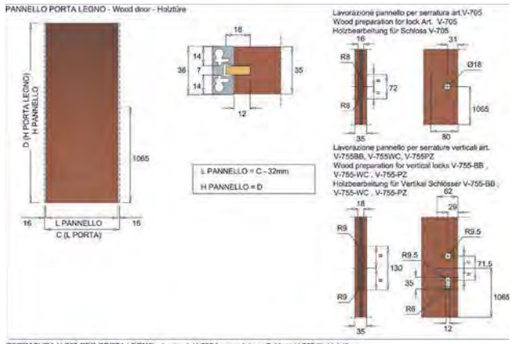

Lavorazione pannello per serratura art.V-705
Wood preparation for lock Art. V-705
Holzbearbeitung für Schloss V-705

Lavorazione pannello per serrature verticali art. V-755BB, V-755WC, V-755PZ
Wood preparation for vertical locks V-755-BB , V-755-WC , V-755-PZ
Holzbearbeitung für Vertikal Schlösser V-755-BB , V-755-WC , V-755-PZ

SERRATURA V-705 PER PORTA LEGNO - Lock art. V-705 for wood door -Schloss V-705 für Holztüre

SERRATURE ART.V-755BB, V-755WC, V-755PZ PER PORTA LEGNO - Locks art. V-755-BB , V-755-WC , V-755-PZ for wood door - Schlösser V-755-BB , V-755-WC , V-755-PZ für Holztüre

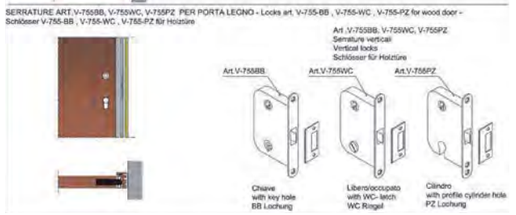

CERNIERE PER TELAIO PORTA E PORTA LEGNO - Hinges for door panel surround and wood door -Bänder für Flügelrahmen

Art. V139-SD
Coppia cerniere per telaio porta e porta battente legno
Pair Hinges for door panel surround and wood door
Paar Bänder für Flügelrahmen

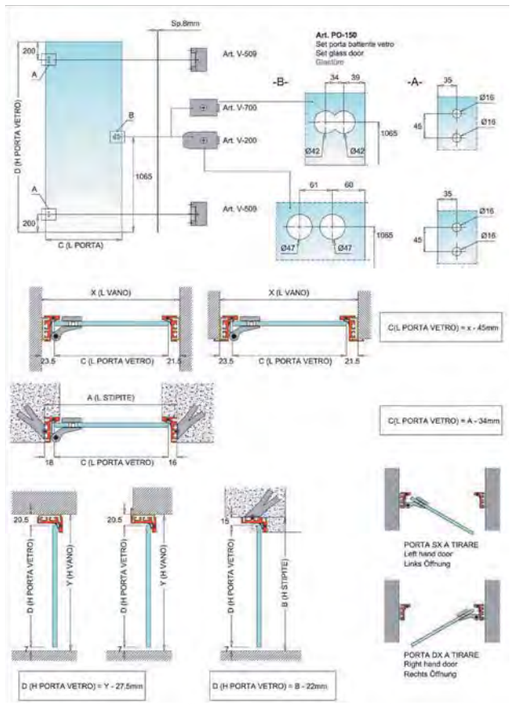

Art. PO-150
Set porta battente vetro
Set glass door
Glastüre

A larghezza stipiti Frame profile width Zargenaußenmaß-Breite	**B** altezza stipiti Frame profile height Zargenaußenmaß-Höhe	**X** larghezza vano Dimension of opening width Lichte Breite	**Y** altezza vano Dimension of opening height Lichte Höhe	**L** larghezza porta Doors width Tür-Breite	**L** altezza porta Doors height Tür-Höhe

Pagine riassuntive; vedere manuale tecnico. Summary pages, please see our technical manual. - Übersichtsseiten, siehe technisches Handbuch

porte battenti alluminio

Aluminium doors - Flügelrahmen aus Aluminium

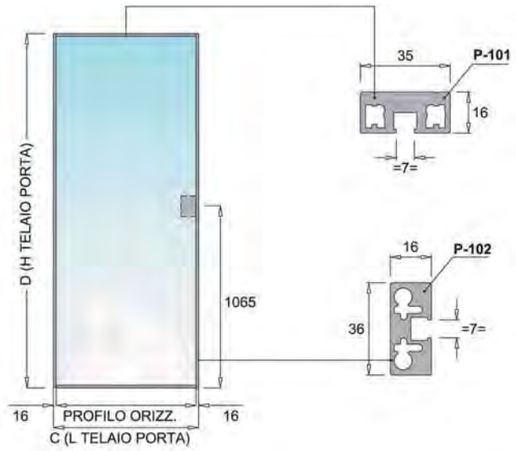

Art. PO-100
Set telaio anta per porta battente in finitura alluminio anodizzato.

Set door panel surround in anodised aluminium

Set Flügelrahmen aus Aluminium

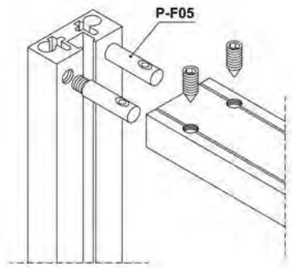

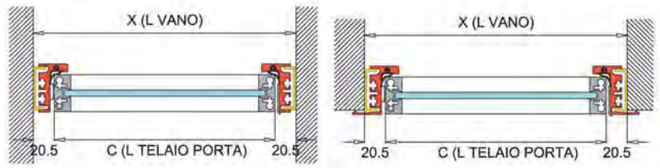

C(TELAIO PORTA) = x - 41mm

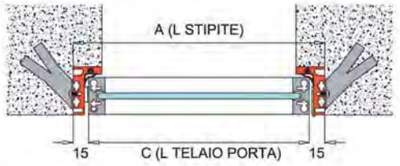

C(TELAIO PORTA) = A - 30mm

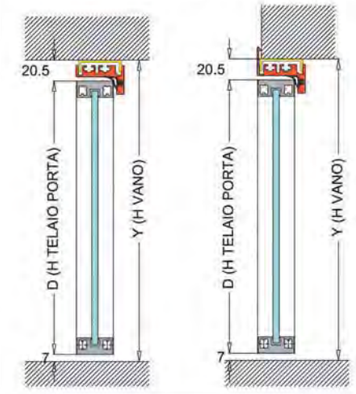

D (H TELAIO PORTA) = Y - 27.5mm

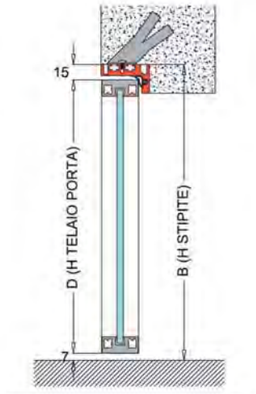

D (H TELAIO PORTA) = B - 22mm

PORTA SX A TIRARE
Left hand door
Links Öffnung

PORTA DX A TIRARE
Right hand door
Rechts Öffnung

A larghezza stipiti
Frame profile width
Zargenaußenmaß - Breite

B altezza stipiti
Frame profile height
Zargenaußenmaß - Höhe

L larghezza vano
Dimension of opening width
Lichte Breite

L altezza vano
Dimension of opening height
Lichte Höhe

L larghezza porta
Doors width
Tür-Breite

L altezza porta
Doors height
Tür-Höhe

VETRO PER TELAIO PORTA -Glass for door panel surround -Glas für Flügelrahmen

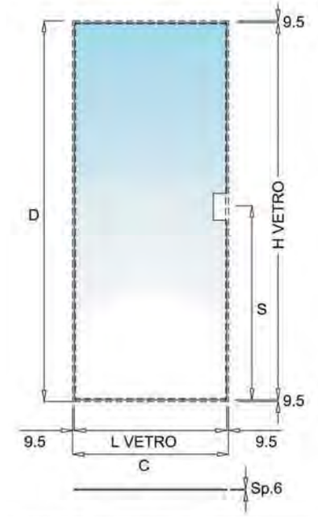

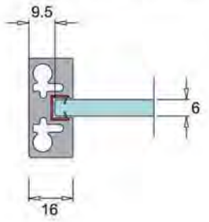

L VETRO = C - 19mm

H VETRO = D - 19mm

Lavorazione vetro per serratura art.V-710
Glass preparation for lock V-710
Glasbearbeitung für Schloss V-710

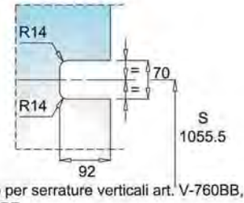

Lavorazione vetro per serrature verticali art. V-760BB, V-760-WC, V-760PZ
Glass preparation for vertical locks V-760-BB , V-760-WC , V-760-PZ
Glasbearbeitung für Schlösser V-760-BB , V-760-WC , V-760-PZ

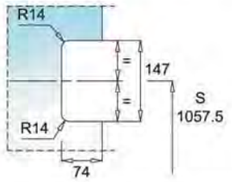

SERRATURA COMPACT V-710 - Compact V-710 - Compact Schloss V-710

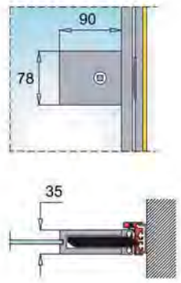

Art. V-710
serratura compact per telaio porta
Compact lock for door panel surround
Compact Schloss für Flügelrahmen

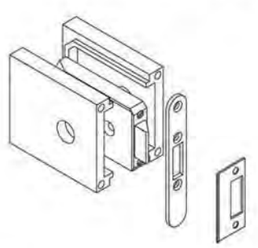

SERRATURE ART. V-760BB, V-760WC, V-760PZ - Vertical locks art. Art. V-760-BB , V-760-WC , V-760-PZ-Schlösser V-760-BB , V-760-WC , V-760-PZ

V-760BB, V-760WC, V-760PZ
serrature verticali per telaio porta
Vertical locks for door panel surround
Vertikal Schlösser für Flügelrahmen

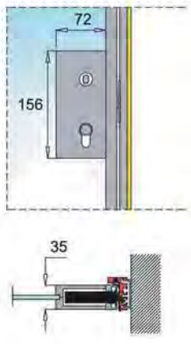

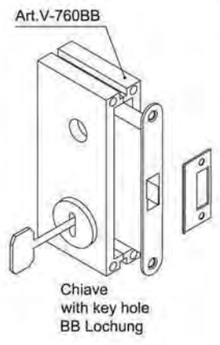

Chiave
with key hole
BB Lochung

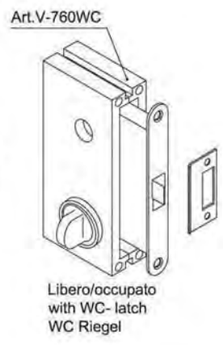

Libero/occupato
with WC- latch
WC Riegel

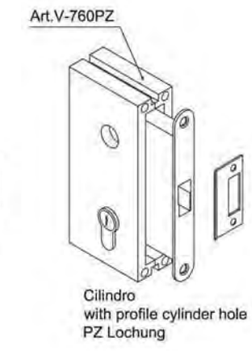

Cilindro
with profile cylinder hole
PZ Lochung

house office

stipiti alluminio TP-200

Aluminium frame - Aluminiumzarge

Stipite in alluminio telescopico (muro da 100-130 mm), per porta tutto vetro, design squadrato ed essenziale con solo 66 mm di superice visiva. Sono possibili le applicazioni di diverse cerniere.

Aluminium door frame with telescopical adjustment (for walls 100-130 mm), for glass doors. Square essential design with only 66 mm striking front panel. It is possible the installation of different hinges.

Umfassungszarge aus Auminium mit teleskopartiges Verstellen für Wandstärken von 100-130 mm.
Essentielles Design mit nur 66 mm Sichtblende. Verschiedene Bandvarianten sind möglich.

Aluframe TP-200

stipite in alluminio per muro - aluminium door frames - Türzargen aus Aluminium

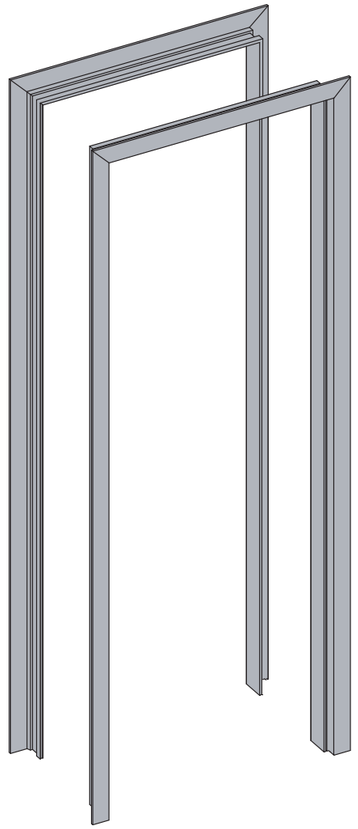

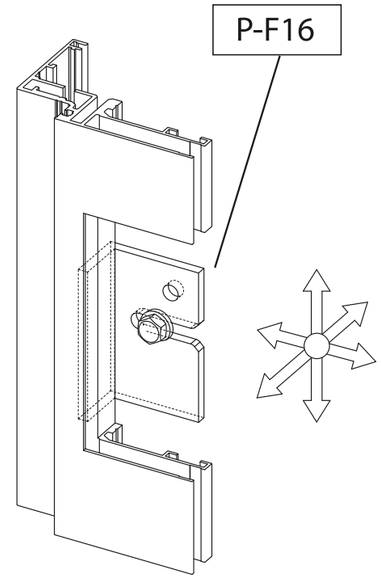

REGOLAZIONE MIN-MAX PER SPESSORE MURO

MIN-MAX ADJUSTABLE WALL THICKNESS

MIN-MAX VERSTELLUNG FÜR WANDSTÄRKEN

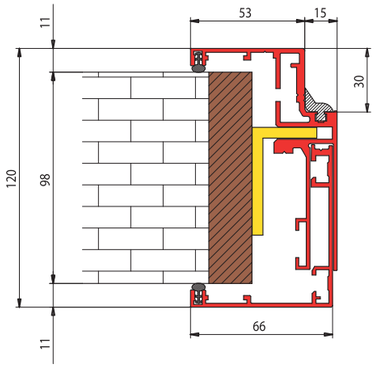

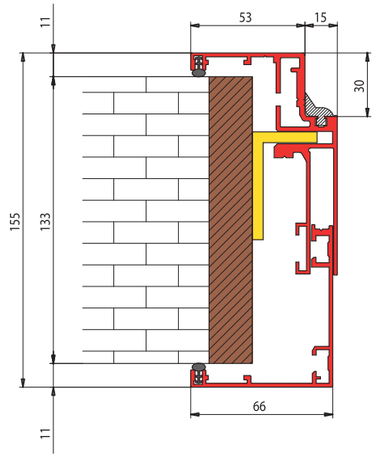

house office

Aluframe TP-200

applicazioni cerniere varie - hinge alternatives - Bandvarianten

V-202

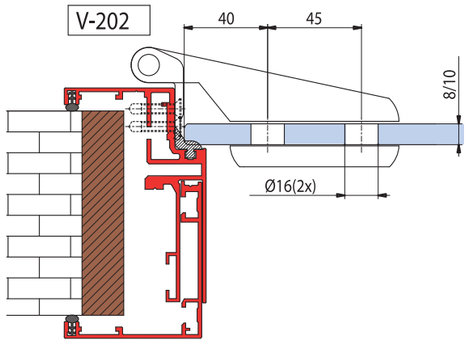

V-501

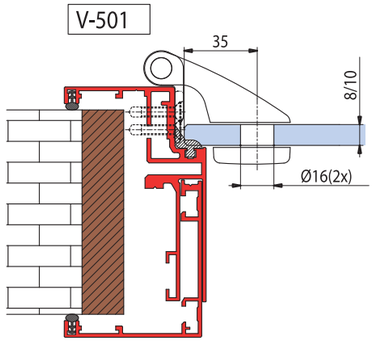

V-509

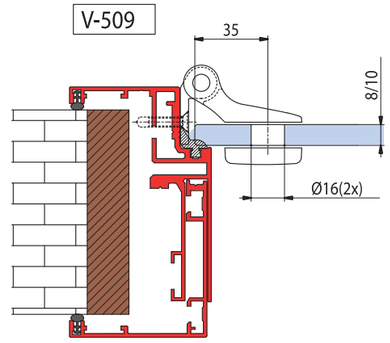

V-201

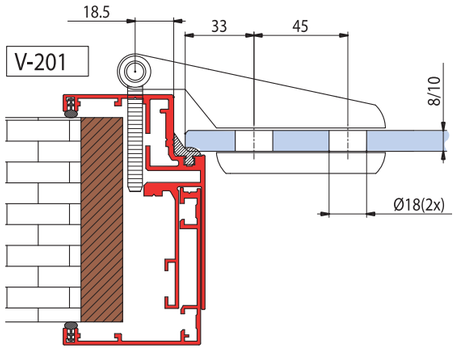

MONTAGGIO CERNIERE
CON P-F15

HINGES INSTALLATION
WITH P-F15

BÄNDER BEFESTIGUNG
MIT P-F15

P-F15

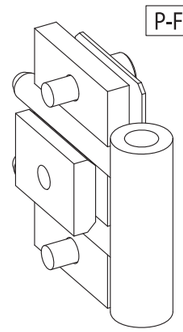

V-401

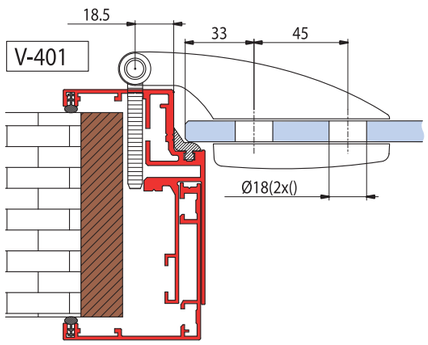

V-402

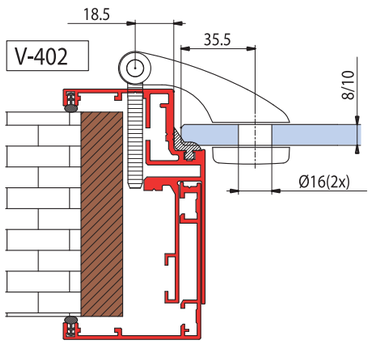

serrature

Locks
Schlösser

libra V-720

ferrari V-400

artemide V-300

tonda V-200

mix V-200 B

economy V-200

one V-100

magnetika V-350

secur V-770

verticale new V-750

compact square V-700

compact round V-600

minima V-500

libra V-720

Serratura porte vetro 8/10 mm. reversibile
Lock for glass doors 8/10 mm. reversible
Schlösser für 8 bzw. 10 mm Ganzglastüren

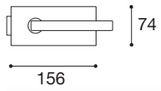

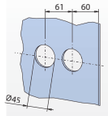

Serratura V-720 con maniglia Preso V-1721
Lock V-720 with handle Preso V-1721
Schlösser V-720 mit Türgriff Preso V-1721

Materiale: Ottone
Material: Brass
Grundmaterial: Messing

Finiture: Cromoperla - CS - CR - NS - OL
Finishes: Cromoperla - CS - CR - NS - OL
Oberflächen: Cromoperla - CS - CR - NS - OL

Cerniera V-709
Hinge V-709
Band V-709

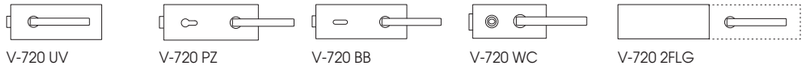

Serratura V-720 con maniglia Cubus V-1601
Lock V-720 with handle Cubus V-1601
Schlösser V-720 mit Türgriff Cubus V-1601

Serratura V-720 con maniglia Blade V-1611
Lock V-720 with handle Blade V-1611
Schlösser V-720 mit Türgriff Blade V-1611

Serratura V-720 PZ con maniglia Morphos V-1711
Lock V-720 PZ with handle Morphos V-1711
Schlösser V- 720 PZ mit Türgriff Morphos V-1711

Controserratura Libra V-720 2FLG
Libra strikebox V-720 2FLG
Libra Gegenkasten V-720 2FLG

ferrari V-400

Serratura porte vetro 8/10 mm, reversibile
Lock for glass doors 8/10 mm, reversible
Schlösser für 8 bzw.10 mm Ganzglastüren

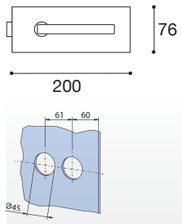

Serratura V-400 con maniglia Le Mans V-1671
Lock V-400 with handle Le Mans V-1671
Schlösser V-400 mit Türgriff Le Mans V-1671

Materiale: Ottone
Material: Brass
Grundmaterial: Messing

Finiture: Cromoperla - CS - CR - NS - OL
Finishes: Cromoperla - CS - CR - NS - OL
Oberflächen: Cromoperla - CS - CR - NS - OL

Cerniera V-402
Hinge V-402
Band V-402

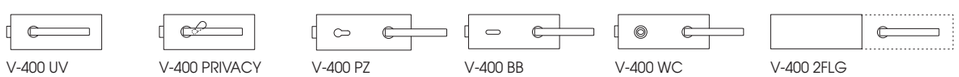

Serratura V-400 con maniglia Dune V-1651
Lock V-400 with handle Dune V-1651
Schlösser V-400 mit Türgriff Dune V-1651

Serratura V-400 con maniglia Daytona inox V-140
Lock V-400 with handle Daytona inox V-140
Schlösser V-400 mit Türgriff Daytona inox V-140

Serratura V-400 con maniglia Blade V-1611
Lock V-400 with handle Blade V-1611
Schlösser V-400 mit Türgriff Blade V-1611

Serratura V-400 PRIVACY
con maniglia Le Mans V-1671
Lock V-400 PRIVACY with handle Le Mans V-1671
Schlösser V-400 PRIVACY mit Türgriff Le Mans V-1671

artemide V-300

Serratura porte vetro 8/10 mm, reversibile
Lock for glass doors 8/10 mm, reversible
Schlösser für 8 bzw.10 mm Ganzglastüren

Serratura V-300 con maniglia Dune V-1651
Lock V-300 with handle Dune V-1651
Schlösser V-300 mit Türgriff Dune V-1651

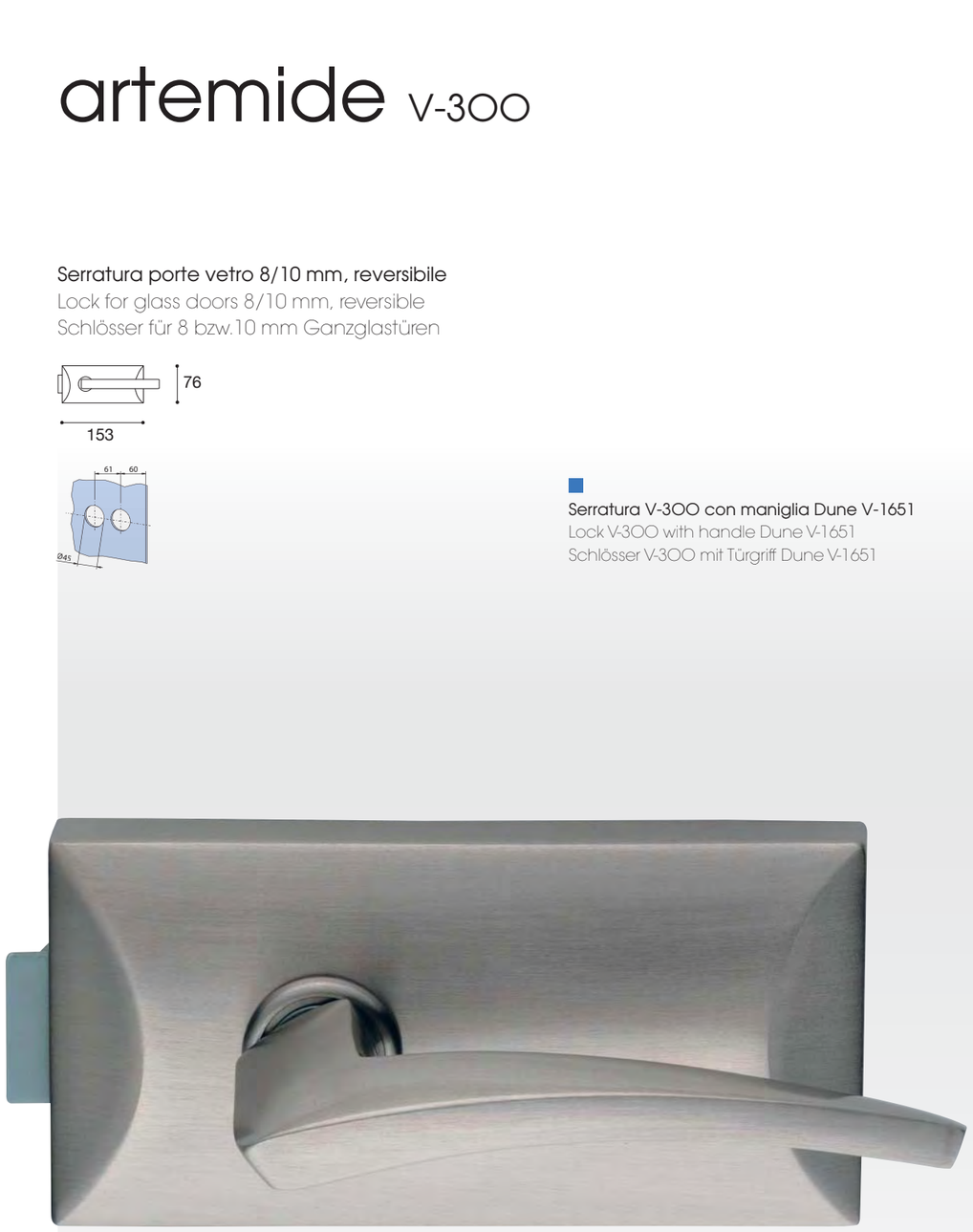

Materiale: Ottone
Material: Brass
Grundmaterial: Messing

Finiture: Cromoperla - CS - CR - NS - OL
Finishes: Cromoperla - CS - CR - NS - OL
Oberflächen: Cromoperla - CS - CR - NS - OL

Cerniera V-401
Hinge V-401
Band V-401

V-300 UV

V-300 PRIVACY

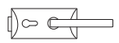
V-300 PZ

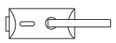
V-300 BB

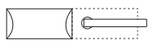
V-300 2FLG

Serratura V-300 con maniglia Blade V-1611
Lock V-300 with handle Blade V-1611
Schlösser V-300 mit Türgriff Blade V-1611

Serratura V-300 con maniglia Daytona inox V-140
Lock V-300 with handle Daytona inox V-140
Schlösser V-300 mit Türgriff Daytona inox V-140

Serratura V-300 con maniglia Vola V-1681
Lock V-300 with handle Vola V-1681
Schlösser V-300 mit Türgriff Vola V-1681

Serratura V-300 con maniglia Go-go V-1691
Lock V-300 with handle Go-go V-1691
Schlösser V-300 mit Türgriff Go-go V-1691

tonda V-200

Serratura porte vetro 8/10 mm, reversibile
Lock for glass doors 8/10 mm, reversible
Schlösser für 8 bzw.10 mm Ganzglastüren

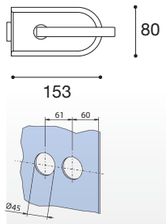

Serratura V-200 con maniglia Sole V-1751
Lock V-200 with handle Sole V-1751
Schlösser V-200 mit Türgriff Sole V-1751

Materiale: Ottone
Material: Brass
Grundmaterial: Messing

Finiture: Cromoperla - CS - CR - NS - OL
Finishes: Cromoperla - CS - CR - NS - OL
Oberflächen: Cromoperla - CS - CR - NS - OL

Cerniera V-201
Hinge V-201
Band V-201

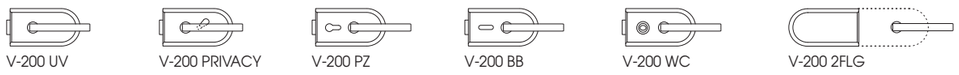

Serratura V-200 con maniglia Le Mans V-1671
Lock V-200 with handle Le Mans V-1671
Schlösser V-200 mit Türgriff Le Mans V-1671

Serratura V-200 con maniglia Go-go V-1691
Lock V-200 with handle Go-go V-1691
Schlösser V-200 mit Türgriff Go-go V-1691

Serratura V-200 con maniglia Vola V-1681
Lock V-200 with handle Vola V-1681
Schlösser V-200 mit Türgriff Vola V-1681

Serratura V-200 PRIVACY
con maniglia Go-go V-1691
Lock V-200 PRIVACY with handle Go-go V-1691
Schlösser V-200 PRIVACY mit Türgriff Go-go V-1691

Serratura V-200 PRIVACY
con maniglia Rocket V-1641
Lock V-200 PRIVACY with handle Rocket V-1641
Schlösser V-200 PRIVACY mit Türgriff Rocket V-1641

mix V-200 B

Serratura porte vetro 8/10 mm, reversibile
Lock for glass doors 8/10 mm, reversible
Schlösser für 8 bzw.10 mm Ganzglastüren

Serratura V-200 B con maniglia Le Mans V-1671
Lock V-200 B with handle Le Mans V-1671
Schlösser V-200 B mit Türgriff Le Mans V-1671

Materiale: Ottone
Material: Brass
Grundmaterial: Messing

Finiture: Cromoperla - CS - CR - NS - OL
Finishes: Cromoperla - CS - CR - NS - OL
Oberflächen: Cromoperla - CS - CR - NS - OL

Cerniera V-501
Hinge V-501
Band V-501

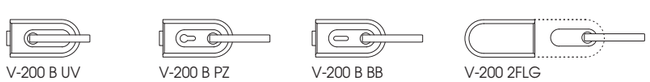

Serratura V-200 B con maniglia Blade V-1611
Lock V-200 B with handle Blade V-1611
Schlösser V-200 B mit Türgriff Blade V-1611

Serratura V-200 B
con maniglia L-Form 90° inox V-101
Lock V-200 B with handle L-Form 90° inox V-101
Schlösser V-200 B mit Türgriff L-Form 90° inox V-101

Serratura V-200 B con maniglia L-Form 90° inox V-101
Lock V-200 B with handle L-Form 90° inox V-101
Schlösser V-200 B mit Türgriff L-Form 90° inox V-101

Serratura V-200 B con maniglia Wing V-1551
Lock V-200 B with handle Wing V-1551
Schlösser V-200 B mit Türgriff Wing V-1551

economy V-200 economy

Serratura porte vetro 8/10 mm, reversibile
Lock for glass doors 8/10 mm, reversible
Schlösser für 8 bzw.10 mm Ganzglastüren

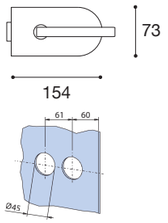

Serratura V-200 economy
con maniglia L-Form 90° inox V-101
Lock V-200 economy with handle L-Form 90° inox V-101
Schlösser V-200 economy
mit Türgriff L-Form 90° inox V-101

Serratura V-200 economy
con maniglia U-Form alluminio V-110
Lock V-200 economy with handle U-Form aluminium V-110
Schlösser V-200 economy
mit Türgriff U-Form Aluminium V-110

Materiale: Alluminio - Acciaio inox - ottone
Material: Aluminium - Stainless steel - Brass
Grundmaterial: Aluminium - Edelstahl - Messing

Finiture: Alluminio anodizzato (AN) - CS - NS - CR - OL
Acciaio inox satinato (IX) - CP
Finishes: Aluminium anodised (AN) - CS - NS - CR - OL
Satin stainless steel (IX) - CP
Oberflächen: Aluminium EV1 (AN) - CS - NS - CR - OL
Edelstahl matt (IX) - CP

Cerniera V-402 economy
Hinge V-402 economy
Band V-402 economy

Cerniera V-201 economy
Hinge V-201 economy
Band V-201 economy

V-200 economy UV

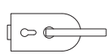
V-200 economy PZ

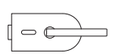
V-200 economy BB

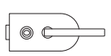
V-200 economy WC

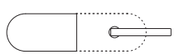
V-200 economy 2FLG

one V-100

Serratura porte vetro 8/10 mm, reversibile
Lock for glass doors 8/10 mm, reversible
Schlösser für 8 bzw.10 mm Ganzglastüren

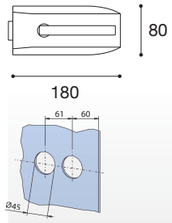

Serratura V-100 con maniglia Dune V-1651
Lock V-100 with handle Dune V-1651
Schlösser V-100 mit Türgriff Dune V-1651

Cerniera orizzontale V-102
tipo tedesco
Horizonthal hinge V-102
german type
2 - Teiliges Band V-102

Cerniera verticale V-402
tipo tedesco
Side hinge V-402
german type
3 - Teiliges Band V-402

Materiale: Ottone
Material: Brass
Grundmaterial: Messing

Finiture: CS - CR - NS - OL
Finishes: CS - CR - NS - OL
Oberflächen: CS - CR - NS - OL

Serratura V-100 con maniglia Rocket V-1641
Lock V-100 with handle Rocket V-1641
Schlösser V-100 mit Türgriff Rocket V-1641

Serratura V-100 con maniglia Go-go V-1691
Lock V-100 with handle Go-go V-1691
Schlösser V-100 mit Türgriff Go-go V-1691

Serratura V-100 con maniglia Vitrea color V-1391
Lock V-100 with handle Vitrea color V-1391
Schlösser V-100 mit Türgriff Vitrea color V-1391

Serratura V-100 con maniglia Vitrea color V-1391
Lock V-100 with handle Vitrea color V-1391
Schlösser V-100 mit Türgriff Vitrea color V-1391

magnetika V-350

Serratura verticale a funzionamento magnetico disponibile con foro cilindro, foro chiave normale, o nottolino bagno per vetro 8/10 mm.
Vertical lock with magnetic function, available with cylinder hole, normal key-hole or with wc-thumbturn for glass 8/10 mm.
Vertikal Schloss mit Magnetische Schließvorgang. Lieferbar mit PZ Lochung, BB Lochung oder mit Wc-Riegel, fur Glas 8/10 mm.

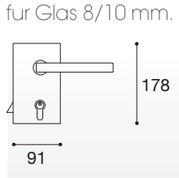

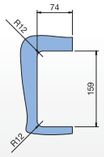

Serratura V-350 con maniglia Go-go V-1691
Lock V-350 with handle Go-go V-1691
Schlösser V-350 mit Türgriff Go-go V-1691

magnetic power

Materiale: Ottone
Material: Brass
Grundmaterial: Messing

Finiture: Cromoperla - CR - NS
Finishes: Cromoperla - CR - NS
Oberflächen: Cromoperla - CR - NS

V-350 PZ

V-350 BB

V-350 WC

Cerniera V-409
Hinge V-409
Band V-409

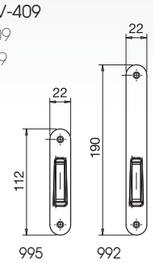

Contropiastra magnetica
Magnetic Strike plate
Magnet Schließblech

Serratura V-350 con maniglia L-Form 90° V-101
Lock V-350 with handle L-Form 90° V-101
Schlösser V-350 mit Türgriff L-Form 90° V-101

Serratura V-350 con maniglia Blade V-1611
Lock V-350 with handle Blade V-1611
Schlösser V-350 mit Türgriff Blade V-1611

Serratura V-350 con maniglia Dune V-1651
Lock V-350 with handle Dune V-1651
Schlösser V-350 mit Türgriff Dune V-1651

Serratura V-350 con maniglia Daytona V-140
Lock V-350 with handle Daytona V-140
Schlösser V-350 mit Türgriff Daytona V-140

secur V-770

Serratura verticale disponibile con foro cilindro, foro chiave normale, o nottolino bagno
Vertical lock available with cylinder hole, normal key-hole or with wc-thumbturn
Vertikal Schloss lieferbar mit PZ Lochung, BB Lochung oder mit Wc-Riegel

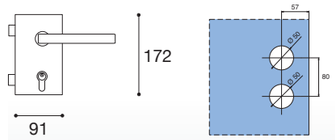

Serratura V-77O con maniglia Blade V-1611
Lock V-77O with handle Blade V-1611
Schlösser V-77O mit Türgriff Blade V-1611

Materiale: Ottone
Material: Brass
Grundmaterial: Messing

Finiture: Cromoperla - CS - CR - NS - OL
Finishes: Cromoperla - CS - CR - NS - OL
Oberflächen: Cromoperla - CS - CR - NS - OL

Cerniera V-702
Hinge V-702
Band V-702

V-770 PZ-L
sinistra
left
links

V-770 PZ-R
destra
right
rechts

V-770 BB-L
sinistra
left
links

V-770 BB-R
destra
right
rechts

V-770 WC-L
sinistra
left
links

V-770 WC-R
destra
right
rechts

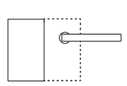
V-770 2FLG

Serratura V-77O con maniglia L-Form 90° V-101
Lock V-77O with handle L-Form 90° V-101
Schlösser V-77O mit Türgriff L-Form 90° V-101

Serratura V-77O con maniglia Dune V-1651
Lock V-77O with handle Dune V-1651
Schlösser V-77O mit Türgriff Dune V-1651

Serratura V-77O con maniglia Elga V-911
Lock V-77O with handle Elga V-911
Schlösser V-77O mit Türgriff Elga V-911

Controserratura verticale Secur V-770 2FLG
Secur vertical strikebox V-770 2FLG
Secur vertikale Gegenkasten V-770 2FLG

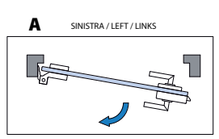

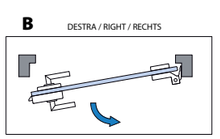

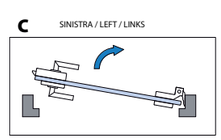

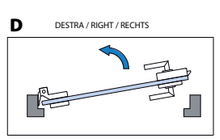

verticale new V-750

Serratura verticale disponibile con foro cilindro, foro chiave normale, o nottolino bagno
Vertical lock available with cylinder hole, normal key-hole or with wc-thumbturn
Vertikal Schloss lieferbar mit PZ Lochung, BB Lochung oder mit wc-Riegel

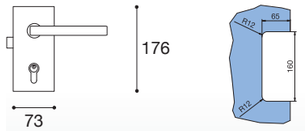

Serratura V-750 con maniglia Blade V-1611
Lock V-750 with handle Blade V-1611
Schlösser V-750 mit Türgriff Blade V-1611

Materiale: Ottone
Material: Brass
Grundmaterial: Messing

Finiture: Cromoperla - CS - CR - NS - OL
Finishes: Cromoperla - CS - CR - NS - OL
Oberflächen: Cromoperla - CS - CR - NS - OL

Cerniera V-709
Hinge V-709
Band V-709

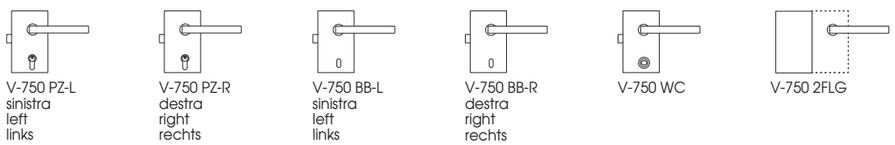

Serratura V-750 con maniglia Morphos V-1711
Lock V-750 with handle Morphos V-1711
Schlösser V-750 mit Türgriff Morphos V-1711

Serratura V-750 con maniglia Daytona V-140
Lock V-750 with handle Daytona V-140
Schlösser V-750 mit Türgriff Daytona V-140

Serratura V-750 con maniglia Elga V-911
Lock V-750 with handle Elga V-911
Schlösser V-750 mit Türgriff Elga V-911

Controserratura verticale V-750 2FLG
Vertical strikebox V-750 2FLG
Vertikal Gegenkasten V-750 2FLG

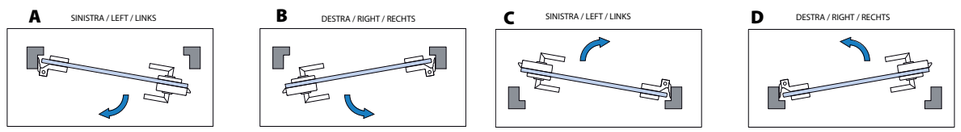

compact square V-700

Serratura porte vetro 8/10 mm, reversibile
Lock for glass doors 8/10 mm, reversible
Schlösser für 8 bzw.10 mm Ganzglastüren

Serratura V-700 con maniglia Blade V-1611
Lock V-700 with handle Blade V-1611
Schlösser V-700 mit Türgriff Blade V-1611

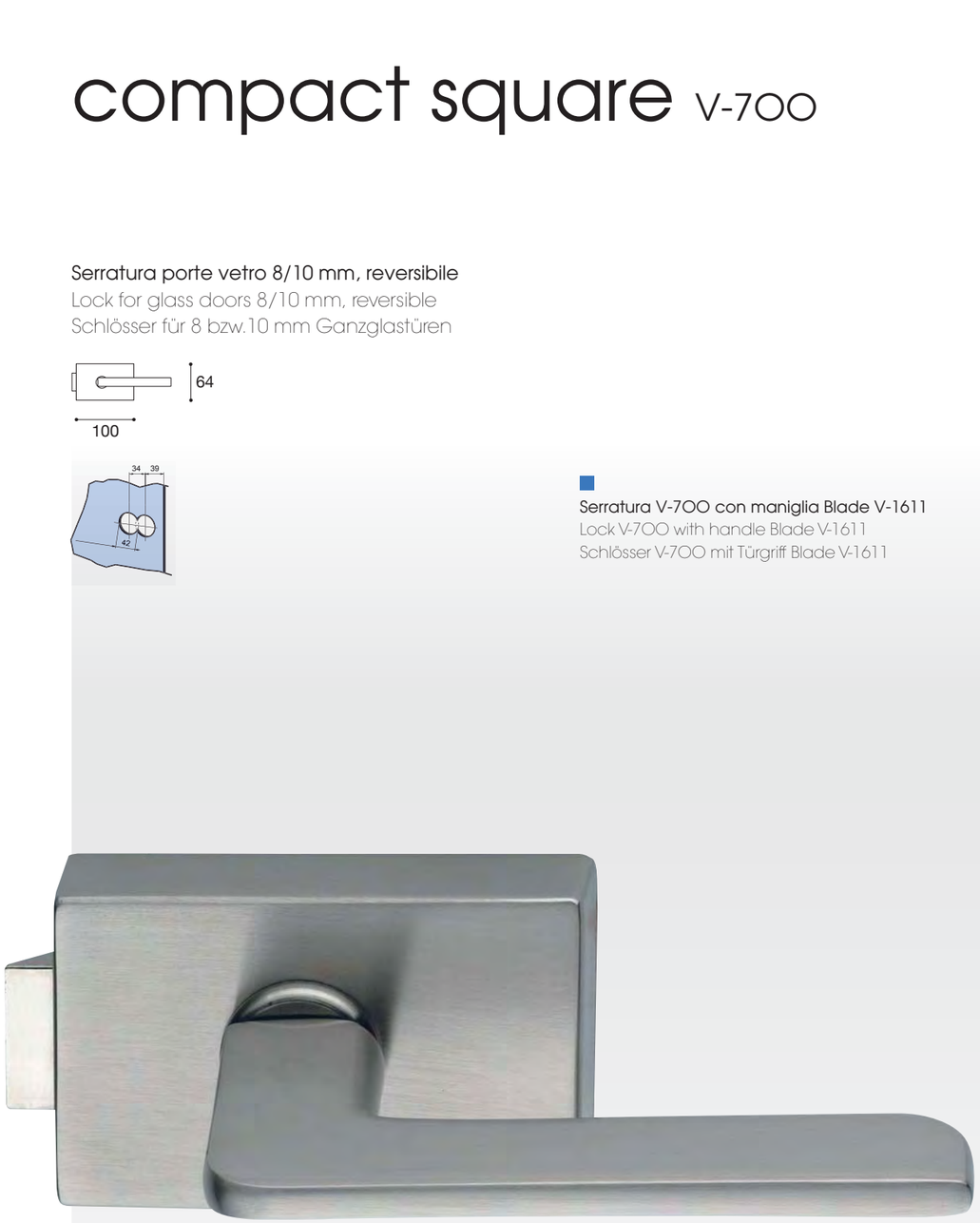

Materiale: Ottone
Material: Brass
Grundmaterial: Messing

Finiture: Cromoperla - CS - CR - NS - OL
Finishes: Cromoperla - CS - CR - NS - OL
Oberflächen: Cromoperla - CS - CR - NS - OL

V-700

V-700 PRIVACY

V-700 2FLG

Cerniera V-709
Hinge V-709
Band V-709

Serratura V-700 con maniglia Dune V-1651
Lock V-700 with handle Dune V-1651
Schlösser V-700 mit Türgriff Dune V-1651

Serratura V-700 con maniglia Elga V-911
Lock V-700 with handle Elga V-911
Schlösser V-700 mit Türgriff Elga V-911

Serratura V-700 con maniglia Morphos V-1711
Lock V-700 with handle Morphos V-1711
Schlösser V-700 mit Türgriff Morphos V-1711

Serratura V-700 PRIVACY con maniglia Dune V-1651
Lock V-700 PRIVACY with handle Dune V-1651
Schlösser V-700 PRIVACY mit Türgriff Dune V-1651

compact round V-600

Serratura porte vetro 8/10 mm, reversibile
Lock for glass doors 8/10 mm, reversible
Schlösser für 8 bzw.10 mm Ganzglastüren

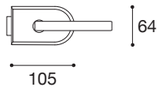

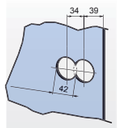

Serratura V-600 con maniglia Sole V-1751
Lock V-600 with handle Sole V-1751
Schlösser V-600 mit Türgriff Sole V-1751

Materiale: Ottone
Material: Brass
Grundmaterial: Messing

Finiture: Cromoperla - CS - CR - NS - OL
Finishes: Cromoperla - CS - CR - NS - OL
Oberflächen: Cromoperla - CS - CR - NS - OL

Cerniera V-202
Hinge V-202
Band V-202

V-600 UV

V-600 PRIVACY

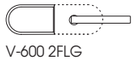
V-600 2FLG

Serratura V-600 con maniglia Go-go V-1691
Lock V-600 with handle Go-go V-1691
Schlösser V-600 mit Türgriff Go-go V-1691

Serratura V-600 con maniglia Le Mans V-1671
Lock V-600 with handle Le Mans V-1671
Schlösser V-600 mit Türgriff Le Mans V-1671

Serratura V-600 con maniglia Vola V-1681
Lock V-600 with handle Vola V-1681
Schlösser V-600 mit Türgriff Vola V-1681

Serratura V-600 PRIVACY
con maniglia Rocket V-1641
Lock V-600 PRIVACY with handle Rocket V-1641
Schlösser V-600 PRIVACY mit Türgriff Rocket V-1641

minima V-500

Serratura porte vetro 10 mm, reversibile
Lock for glass doors 10 mm, reversible
Schlösser für 10 mm Ganzglastüren

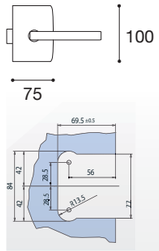

Serratura V-500 con maniglia Go-go V-1691
Lock V-500 with handle Go-go V-1691
Schlösser V-500 mit Türgriff Go-go V-1691

Materiale: Ottone
Material: Brass
Grundmaterial: Messing

Finiture: Cromoperla - CS - CR - NS - OL
Finishes: Cromoperla - CS - CR - NS - OL
Oberflächen: Cromoperla - CS - CR - NS - OL

Cerniera V-509
Hinge V-509
Band V-509

V-500

V-500 PRIVACY

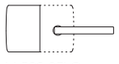
V-500 2FLG

V-504

V-504 2FLG

V-505

V-505 2FLG

V-515

Serratura V-500 con maniglia Sole V-1751
Lock V-500 with handle Sole V-1751
Schlösser V-500 mit Türgriff Sole V-1751

Serratura V-500 con maniglia Vola V-1681
Lock V-500 with handle Vola V-1681
Schlösser V-500 mit Türgriff Vola V-1681

Serratura V-500 con maniglia Milano V-111
Lock V-500 with handle Milano V-111
Schlösser V-500 mit Türgriff Milano V-111

Controserratura Minima V-500 2FLG
Minima strike box V-500 2FLG
Minima Gegenkasten V-500 2FLG

Serratura Minima per porta scorrevole V-504
Minima lock for sliding door V-504
Minima Schloss für Schiebetür V-504

Serratura Minima foro cilindro con perno tondo V-505
Minima lock cylinder with round bolt V-505
Minima Schloss für PZ V-505

cerniere

Hinges
Bänder



verticali
Vertical
3-teilige

orizzontali
Horizontal
2-teilige

automatiche
Automatic
Automatische

verticali

Vertical - 3-teilige

V-709

Cerniera verticale Libra con aletta fissaggio universale per qualsiasi profondità stipite.

Side Hinge Libra with universal fixing plate for any rebate depth.

Band Libra mit Anschraubplatte zur variablen Montage unterschliedlicher Falztiefen.

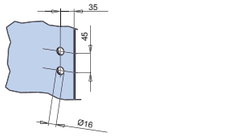

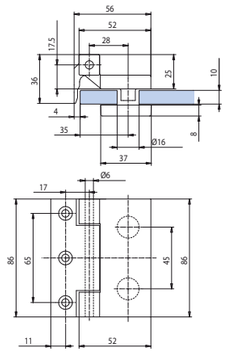

V-409

Cerniera verticale Stilo con aletta fissaggio universale per qualsiasi profondità stipite.

Side Hinge Stilo with universal fixing plate for any rebate depth.

Band Stilo mit Anschraubplatte zur variablen Montage unterschliedlicher Falztiefen.

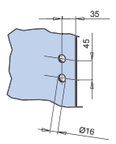

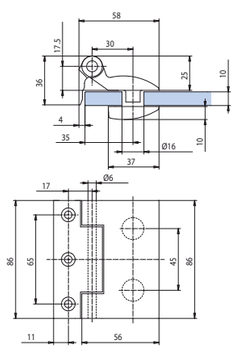

V-702

Cerniera verticale Zeta tipo tedesco.

Side Hinge Zeta german type.

3-teilige Band Zeta einschl. Hülse für Rahmenteil DIN-NORM.

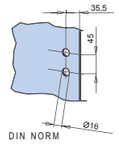

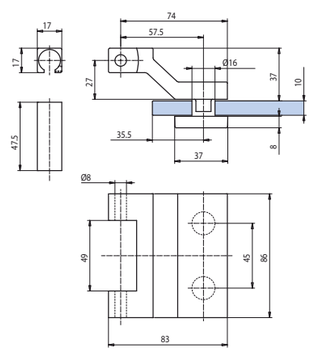

V-402

Cerniera verticale tipo tedesco.

Side Hinge german type.

3-teiliges Band einschl. Hülse für Rahmenteil DIN-NORM.

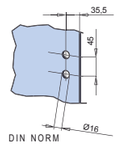

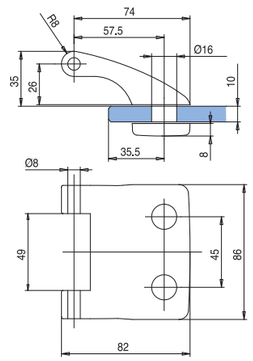

V-509

Cerniera Slim con aletta universale per qualsiasi profondità stipite.

Slim side hinge with universal fixing plate for any rebates depth.

Band Slim mit Anschraubplatte zur variablen Montage unterschliedlicher Falztiefen.

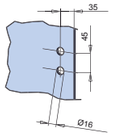

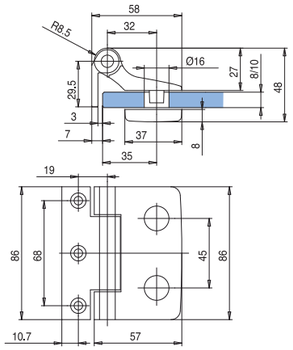

V-501

Cerniera Italia con aletta per stipite da 28mm.

Italia side hinge with fixing plate for rebates of 28mm.

Band Italia mit Anschraubplatte für Falztiefe 28mm.

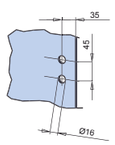

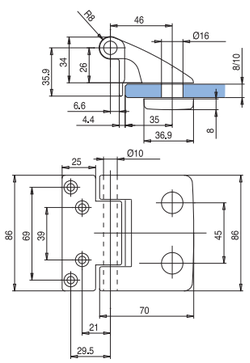

V-502

Cerniera Holland con aletta per stipite da 40mm a 50mm.

Holland side hinge with fixing plate for rebates from 40mm to 50mm.

Band Holland mit Anschraubplatte für Falztiefe von 40mm bis 50mm.

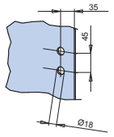

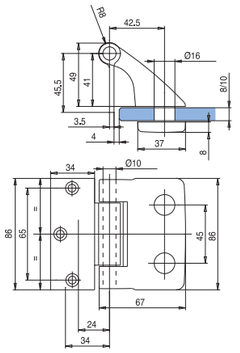

V-513

Cerniera Slim verticale vetro / vetro.

Slim hinge for glass / glass.

Band Slim für Glas / Glas.

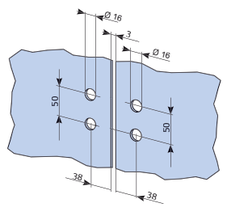

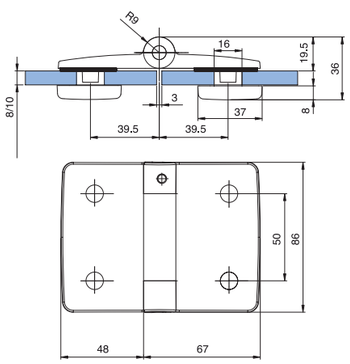

V-402 economy
Cerniera verticale tipo tedesco.
Side Hinge german type.
3-teiliges Band einschl. Hülse für Rahmenteil
DIN-NORM.

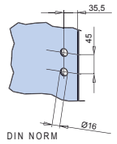

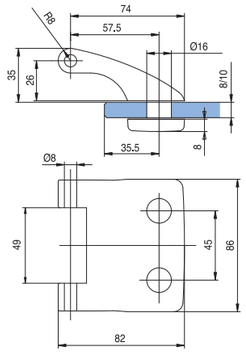

V-107
Cerniera Slim pavimento/soffitto regolabile, imperniata alto basso o laterale.
Hinge Slim adjustable , for top/bottom or frame installation.
Band Slim , höhenverstellbar für oben/unten bzw. Seiten Befestigung.

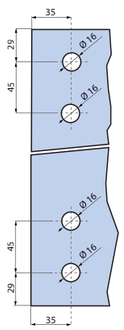

V-106

V-105

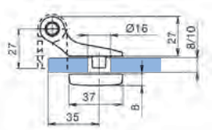

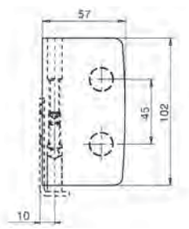

orizzontali

Horizontal - 2-teilige

V-401
Cerniera Ferrari tipo tedesco.
Side hinge Ferrari german type.
2-teiliges Band Ferrari einschl. Hülse.

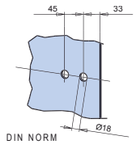

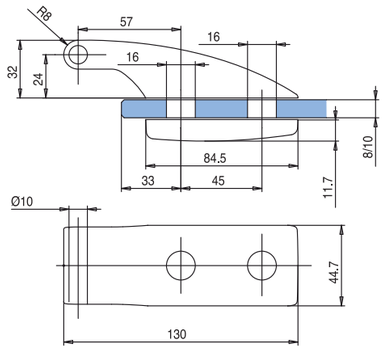

V-201
Cerniera Tonda tipo tedesco.
Side hinge Tonda german type.
2-teiliges Band Tonda einschl. Hülse.

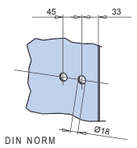

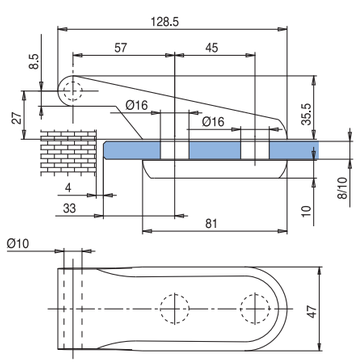

V-403
Cerniera Ferrari con aletta fissaggio per stipiti da 28mm.
Ferrari side hinge with fixing plate for rebates of 28mm.
Band Ferrari mit Rahmenteil für Falztiefe 28mm.

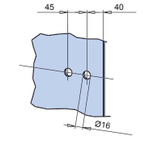

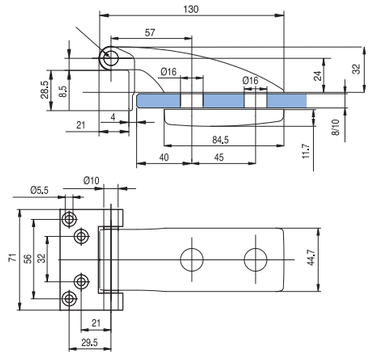

V-202
Cerniera Tonda con aletta fissaggio per stipiti 28mm.
Round side hinge with fixing plate for rebates of 28mm.
Band Tonda mit Rahmenteil für Falztiefe 28mm.

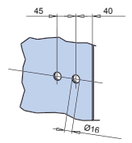

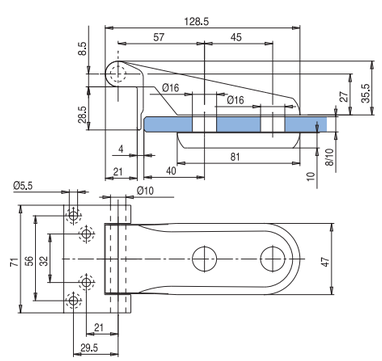

V-102
Cerniera One tipo tedesco.
Side hinge One german type.
2-teiliges Band One einschl. Hülse.

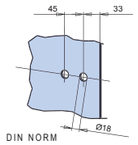

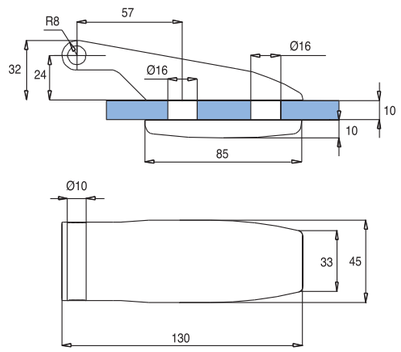

V-201 economy
Cerniera Tonda tipo tedesco.
Side hinge Tonda german type.
2-teiliges Band Tonda einschl. Hülse.

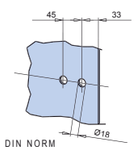

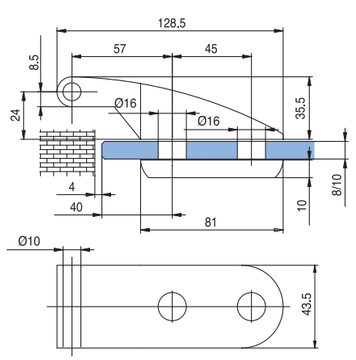

V-202 economy
Cerniera Tonda con aletta fissaggio per stipiti 28mm.
Round side hinge with fixing plate for rebates of 28mm.
Band Tonda mit Rahmenteil für Falztiefe 28mm.

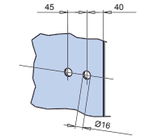



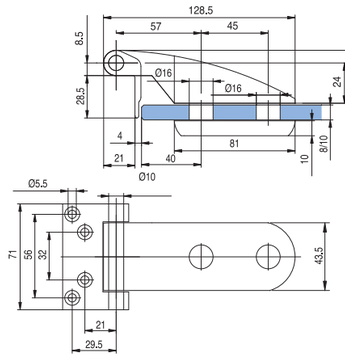

automatiche

Automatic - Automatische

V-708
Cerniera automatica apertura 180°.
Automatic hinge with opening 180°.
Automatisches Pendeltürband mit Öffnung 180°.

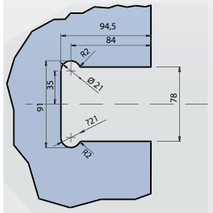

Materiale: Alluminio
Material: Aluminium
Grundmaterial: Aluminium
Finiture: Nickel satinato tipo inox (NS)
Finishes: Satin nickel inox look (NS)
Oberflächen: Edelstahl ähnlich (NS)

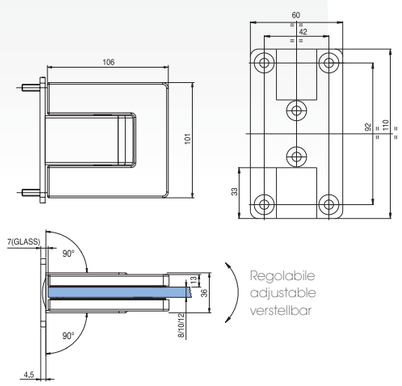

V-508
Cerniera automatica apertura 180°.
Automatic hinge with opening 180°.
Automatisches Pendeltürband mit Öffnung 180°.

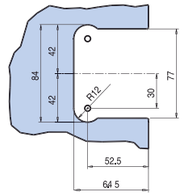

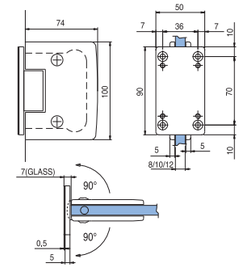

Materiale: Ottone
Material: Brass
Grundmaterial: Messing
Finiture: Cromoperla - CS - CR - NS - OL
Finishes: Cromoperla - CS - CR - NS - OL
Oberflächen: Cromoperla - CS - CR - NS - OL

Visione meccanica V-508 con sistema di scorrimento albero-foro.
Mechanical view of V-508 with shaft-hole system.
Mechanische Ansicht von V-508 mit Welle-Bohrung System.

V-516
Cerniera automatica vetro-vetro apertura 180°.
Automatic hinge glass to glass with opening 180°.
Automatisches Pendeltürband Glas-Glas mit Öffnung 180°.

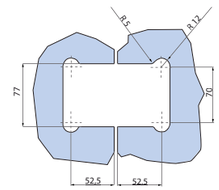

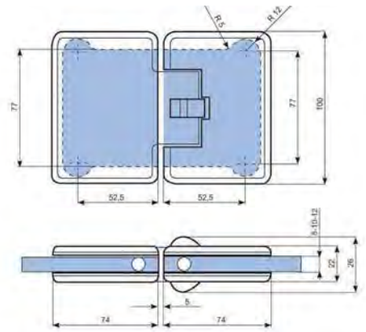

V-507
Cerniera automatica chiusura a 90° per porte in battuta.
Automatic hinge closing at 90° for doors with stop frame.
Anschlagtürbänder mit selbstschließender Mechanik 90°.

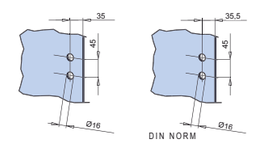

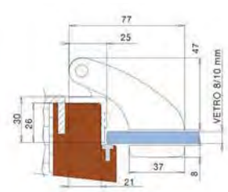

A B



V-018

Stopper per cerniere automatiche.
Stopper for automatic hinges installation on doorframe.
Stopper für automatische Bänder, Zargenbefestigung.

maniglie

Doorhandles
Türgriffe

Morphos
Dune
Blade
Le Mans
Go-go
Vola
Preso
Elektra
Casto
Helena
Elga
L-form 90°
Cubus
U-form inox
Vitrea color

Daytona
Sole
Capri
Milano
Luna
Sabbia
Omega
Emy
Modulo 2
Manuela
Ala
Rocket
America
U-form alluminio
Mirage 2

maniglie

Doorhandles - Türgriffe

Morphos
V-1711 per vetro. 1711 per legno.
V-1711 for glass. 1711 for wood.
V-1711 für Glas. 1711 für Holz.

Dune
V-1651 per vetro. 1651 per legno.
V-1651 for glass. 1651 for wood.
V-1651 für Glas. 1651 für Holz.

Preso
V-1721 per vetro. 1721 per legno.
V-1721 for glass. 1721 for wood.
V-1721 für Glas. 1721 für Holz.

Elektra
V-1731 per vetro. 1731 per legno.
V-1731 for glass. 1731 for wood.
V-1731 für Glas. 1731 für Holz.

Blade
V-1611 per vetro. 1611 per legno.
V-1611 for glass. 1611 for wood.
V-1611 für Glas. 1611 für Holz.

Le Mans
V-1671 per vetro. 1671 per legno.
V-1671 for glass. 1671 for wood.
V-1671 für Glas. 1671 für Holz.

Casto
V-1761 per vetro. 1761 per legno.
V-1761 for glass. 1761 for wood.
V-1761 für Glas. 1761 für Holz.

Helena
V-1741 per vetro. 1741 per legno.
V-1741 for glass. 1741 for wood.
V-1741 für Glas. 1741 für Holz.

Go-go
V-1691 per vetro. 1691 per legno.
V-1691 for glass. 1691 for wood.
V-1691 für Glas. 1691 für Holz.

Vola
V-1681 per vetro. 1681 per legno.
V-1681 for glass. 1681 for wood.
V-1681 für Glas. 1681 für Holz.

Elga
V-911 per vetro. 911 per legno.
V-911 for glass. 911 for wood.
V-911 für Glas. 911 für Holz.

L-Form 90°
V-101 per vetro. 100-INOX per legno.
V-101 for glass. 100-INOX for wood.
V-101 für Glas. 100-INOX für Holz.

Cubus
V-1601 per vetro. 1601 per legno.
V-1601 for glass. 1601 for wood.
V-1601 für Glas. 1601 für Holz.

U-Form
V-110-INOX per vetro. 110-INOX per legno.
V-110-INOX for glass. 110-INOX for wood.
V-110-INOX für Glas. 110-INOX für Holz.

Milano
V-111 per vetro. 111 per legno.
V-111 for glass. 111 for wood.
V-111 für Glas. 111 für Holz.

Luna
V-231 per vetro. 231 per legno.
V-231 for glass. 231 for wood.
V-231 für Glas. 231 für Holz.

Vitrea color
V-1391 per vetro. 1391 per legno.
V-1391 for glass. 1391 for wood.
V-1391 für Glas. 1391 für Holz.

Daytona
V-140 per vetro. 140 per legno.
V-140 for glass. 140 for wood.
V-140 für Glas. 140 für Holz.

Sabbia
V-121 per vetro. 121 per legno.
V-121 for glass. 121 for wood.
V-121 für Glas. 121 für Holz.

Omega
V-1461 per vetro. 1461 per legno.
V-1461 for glass. 1461 for wood.
V-1461 für Glas. 1461 für Holz.

Sole
V-1751 per vetro. 1751 per legno.
V-1751 for glass. 1751 for wood.
V-1751 für Glas. 1751 für Holz.

Capri
V-141 per vetro. 141 per legno.
V-141 for glass. 141 for wood.
V-141 für Glas. 141 für Holz.

Emy
V-1521 per vetro. 1521 per legno.
V-1521 for glass. 1521 for wood.
V-1521 für Glas. 1521 für Holz.

Modulo 2
V-1561 per vetro. 1561 per legno.
V-1561 for glass. 1561 for wood.
V-1561 für Glas. 1561 für Holz.

Manuela
V-981 per vetro. 981 per legno.
V-981 for glass. 981 for wood.
V-981 für Glas. 981 für Holz.

Ala
V-251 per vetro. 251 per legno.
V-251 for glass. 251 for wood.
V-251 für Glas. 251 für Holz.

Rocket
V-1641 per vetro. 1641 per legno.
V-1641 for glass. 1641 for wood.
V-1641 für Glas. 1641 für Holz.

America
V-1171 per vetro. 1171 per legno.
V-1171 for glass. 1171 for wood.
V-1171 für Glas. 1171 für Holz.

U-Form
V-181-ALLUMINIO per vetro.
V-181-ALUMINIUM for glass.
V-181-ALUMINIUM für Glas.

Mirage 2
V-264 per vetro. 264 per legno.
V-264 for glass. 264 for wood.
V-264 für Glas. 264 für Holz.

maniglioni

Pullhandles
Stossgriffe



Round

Square

Sesamo

Maniglioni

Maniglioni su misura

Duolock

Duolock H

Antipanico
Panic exit device
Panik Stossgriffe

maniglioni

Pullhandles - Stossgriffe

Materiale: Acciaio inox satinato
Material: Satin stainless steel
Grundmaterial: Edelstahl matt

Round 02
○

A

Ø \ A	200	300	500	650	1000	1040	1370
20	•	•	•			•	
25	•	•	•				
30		•			•		•
40							

Round 03
○

A

Ø \ A	200	300	350	650
20				
25	•			
30			•	•
40				

Round 01
○

A

Ø \ A	200	300	350	400	650
20	•	•		•	
25		•	•		•
30			•		•
40					

Round 11
○

A

Ø \ A	350	620
20		
25	•	•
30		
40		

Square 40
□

A

☐ \ A	300
20	
25	•
30	
40	

Square 41
□

A

☐ \ A	300	650
20		
25	•	
30		
40		•

Round 07
○

A

Ø \ A	300
20	
25	•
30	
40	

Round 14
○

A

Ø \ A	350	500
20		
25		
30	•	•
40		

Round 10
○

A

Ø \ A	300	650	1000
20	•		
25	•	•	
30			•
40			

Round 05
○

A

Ø \ A	300
20	
25	•
30	
40	

Round 08
○

A

Ø \ A	300
20	
25	•
30	
40	

Round 09
○

A

Ø \ A	300
20	
25	•
30	
40	

maniglioni su misura

Pullhandles - Stossgriffe

Maniglioni 2-3-4 punti di fissaggio e tubo tagliati su misura a richiesta del cliente. Ø 25 e Ø 35.
Pullhandles 2-3-4 points custom made. Ø 25 or Ø 35.
Stossgriffe 2-3-4 Befestigungspunkte mit einem sondermass auf Anfrage lieferbar. Ø 25 od. Ø 35.

Sesamo 3
V-1468
○

A

Ø	A 1370
20	
25	
35	•
40	

Sesamo
V-1467
○

A

Ø	A 300
20	
25	•
30	
40	

Round 21
○

A

Ø	A 100
20	
25	•
30	
40	

Materiale: Ottone
Material: Brass
Grundmaterial: Messing

Finiture: Cromoperla - CS - CR - NS - OL
Finishes: Cromoperla - CS - CR - NS - OL
Oberflächen: Cromoperla - CS - CR - NS - OL

sistemi di fissaggio fixation systems Befestigungssysteme

Fix 1

Fix 2

Fix 3

Fix 8

Fix 9

Foro nel vetro
Hole in the glass
Glasbearbeitung

Alcuni esempi
Some examples
Einige Beispiele

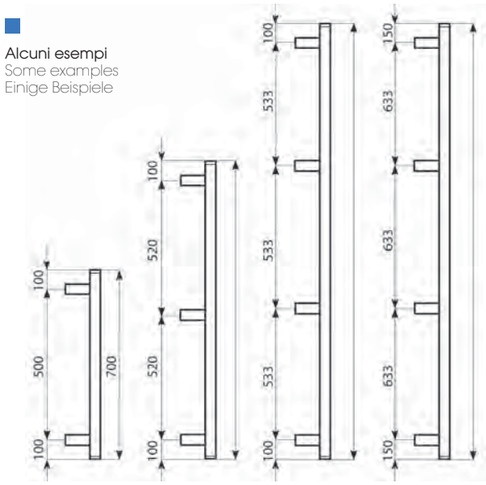

E' necessario, da parte del cliente, indicare le quote (A) ... lunghezza totale, (B) ... sporgenza, (C) ... interasse
It is necessary from the customer to indicate the following measures (A) ... total lenght, (C)... Axe center to center
Kunden können foldende Masse anzuzeigen (A) ... Länge, (C) ... Achsabstand

Esempio calcolo interasse
Example axe calculation
Beispiel Achsabstand Berechnung

Lunghezza (A): 2500
Sporgenza (B): 150
Punti fissaggio (C): 3

2500 - (150 x 2) = 2200
2200 : 3 = 733

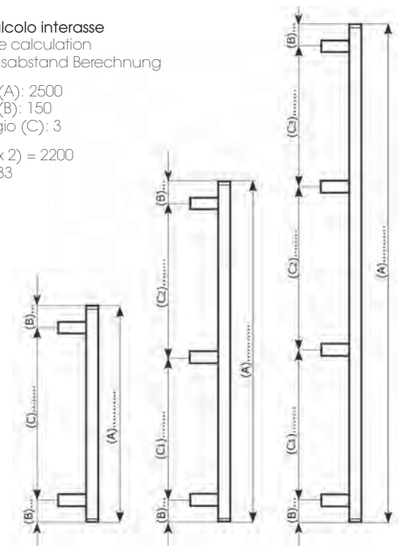

duolock

Patented

35.DL.13/1125.1500
Duolock con serratura incorporata chiave/pomolo
Duolock with lock key/knob
Duolock mit Schloss Schlüssel/Dreh-knopf

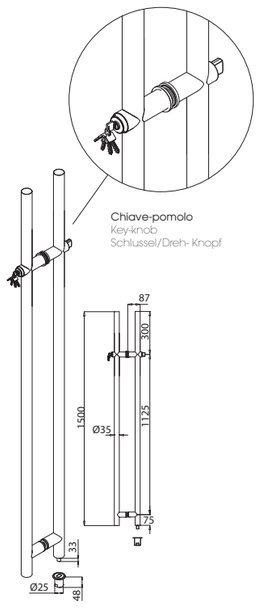



35.DLC.13/1125.1500
Duolock con serratura incorporata chiave/chiave
Duolock with lock key/key
Duolock mit Schloss Schlüssel-Schlüssel

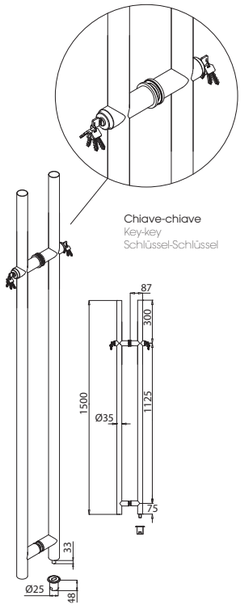

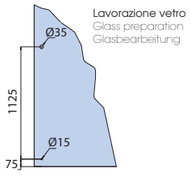

35.R2.13/1125.1500
Duolock senza serratura
Duolock without lock
Duolock ohne Schloss

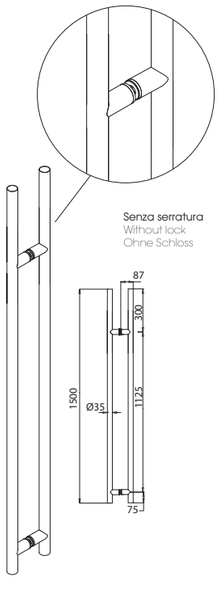

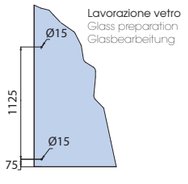

duolock H

Maniglioni in acciaio inox lunghezza 2200 mm con serratura incorporata, chiusura alto/basso.
Pullhandles in stainless steel length 2200 mm with top/bottom locking.
Versperrbarer Stossgriffe aus Edelstahl Länge 2200 mm oben/unten Versperrbar.

Patented

35.HD.13/1125.2200
Duolock H con serratura incorporata chiave/pomolo
Duolock H with lock key/knob
Duolock H mit Schloss Schlüssel/Dreh-knopf

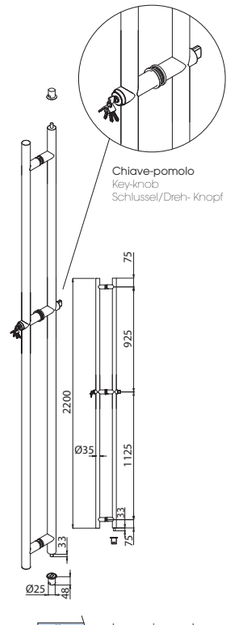

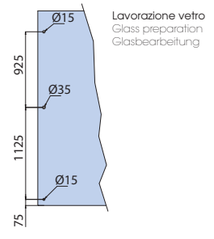

35.HDC.13/1125.2200
Duolock H con serratura incorporata chiave/chiave
Duolock H with lock key/key
Duolock H mit Schloss Schlüssel-Schlüssel

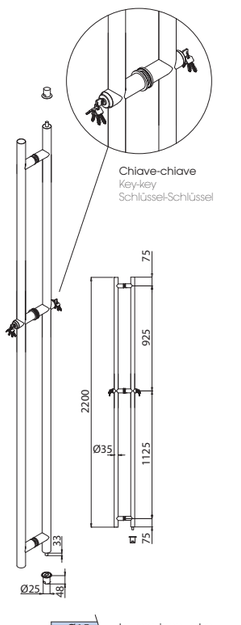

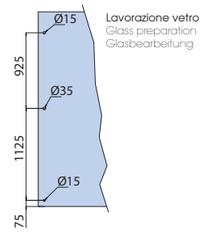

35.R2.13/1125.2200
Duolock H senza serratura
Duolock H without lock
Duolock H ohne Schloss

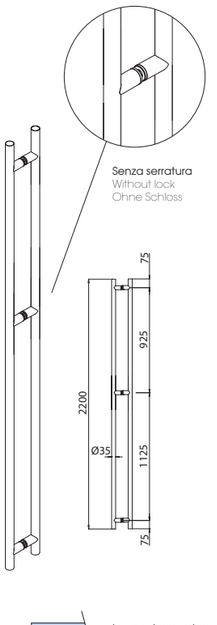

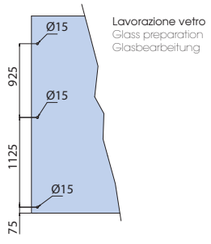

DL-02
Incontro superiore a due punti fissaggio per maniglione duolock-H.
Two point fixing striker for pull handle Duolock-H.
Gegenkasten für Stossgriffe Duolock-H zwei Befestigungspunkten.

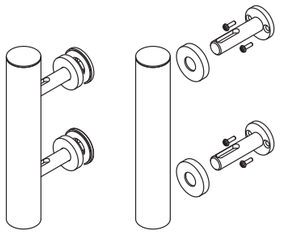

Completo di fissaggio a vetro con tappo TA-015 o fissaggio a muro.
Complete for wall or glass installation.
Komplett für Wand-bzw Glasmontage

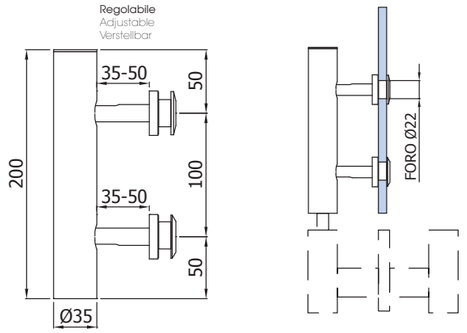

DL-01
Incontro superiore ad un punto fissaggio per maniglione Duolock-H.
Striker for pullhandle Duolock-H one point fixing.
Gegenkasten für Stossgriffe Duolock-H ein Befestigungspunkt.

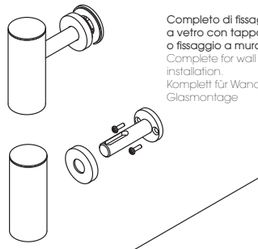

Completo di fissaggio a vetro con tappo TA-015 o fissaggio a muro.
Complete for wall or glass installation.
Komplett für Wand-bzw Glasmontage

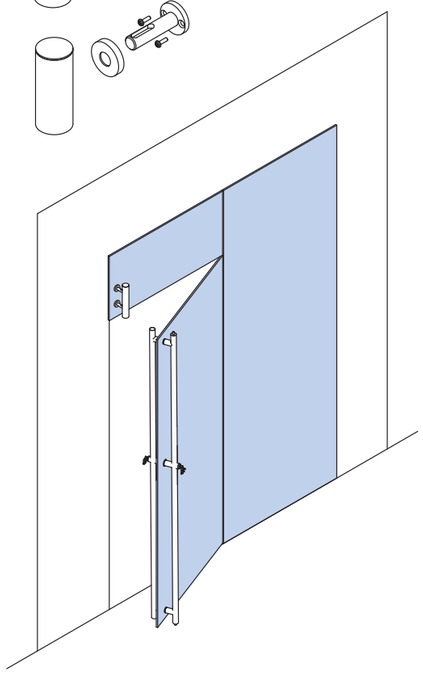

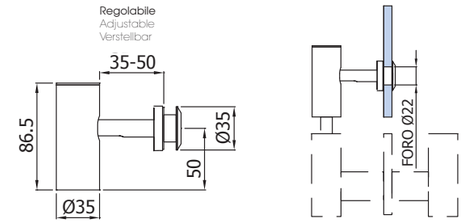

Lavorazione vetro
Glass preparation
Glasbearbeitung

maniglioni antipanico

Panic exit devices - Panik Stossgriffe

Sistema modulare 1 - 2 - 3 punti di chiusura, reversibile, facilità di montaggio. Corpo interno in acciaio zincato, coperture e leve in lega speciale, scrocco in acciaio inox, barra maniglione in acciaio inox. Scrocco comandato dalla barra orizzontale o dalla maniglia esterna

Modular 1 -2 - 3 locking points, reversible, simply assembly. Zinc plated steel cases - Covers and levers in special alloy - Stainless steel latch bolt - Stainless steel springs. Horizontal bar or outside accessories driven latch bolt.

Modularer Aufbau erweiterbar von 1 auf 2 und 3 Punkt Verriegelung. Links und Rechts einsetzbar einfache Montage. Verzinkt Stahlkästen - Abdeckungen und Hebel in Zinklegierung - Falle aus Edelstahl - Federn aus Edelstahl. Stossgriff oder außere Drücker treiben die Falle an.

Il maniglione antipanico è certificato secondo la norma EN 1125:1997+A1:2001
Panic exit device is certified in accordance with EN 1125:1997+A1:2001
Panik-Verschluss-System ist entsprechend der Norm EN 1125:1997+A1:2001 zertifiziert

Certificato di prodotto 057AD/0
Product certificate 057AD/0
Produktbescheinigung 057AD/0

Certificato di conformità CE 0099/CPD/A44/0079
EC Certificate of conformity 0099/CPD/A44/0079
EC Konformitätsbescheinigung 0099/CPD/A44/0079

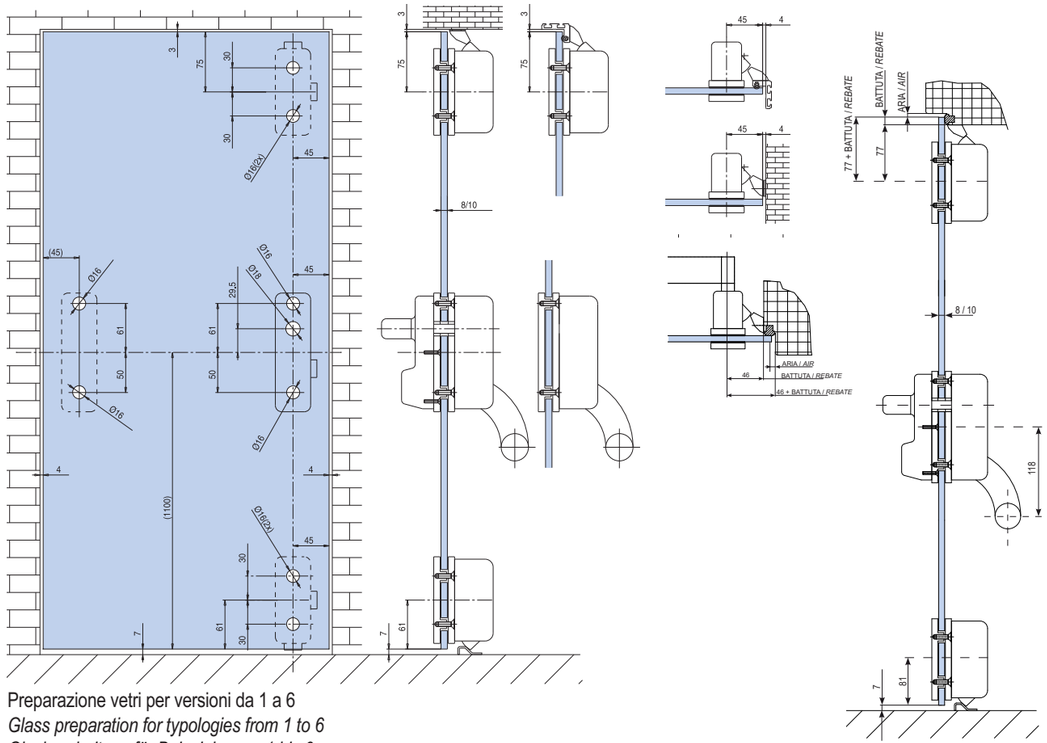

Preparazione vetri per versioni da 1 a 6

Glass preparation for typologies from 1 to 6

Glasbearbeitung für Beispiele vom 1 bis 6

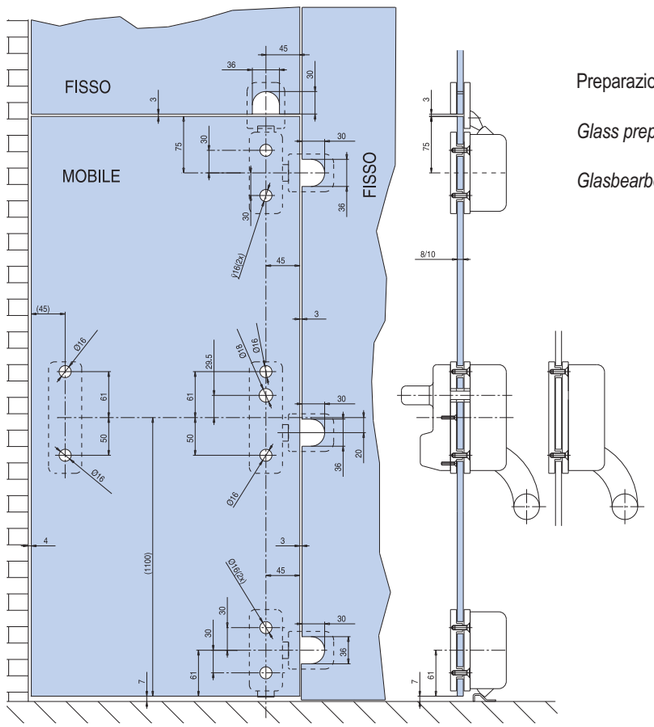

Preparazione vetri per versioni da 7 a 22

Glass preparation for typologies from 7 to 22

Glasbearbeitung für Beispiele vom 7 bis 22

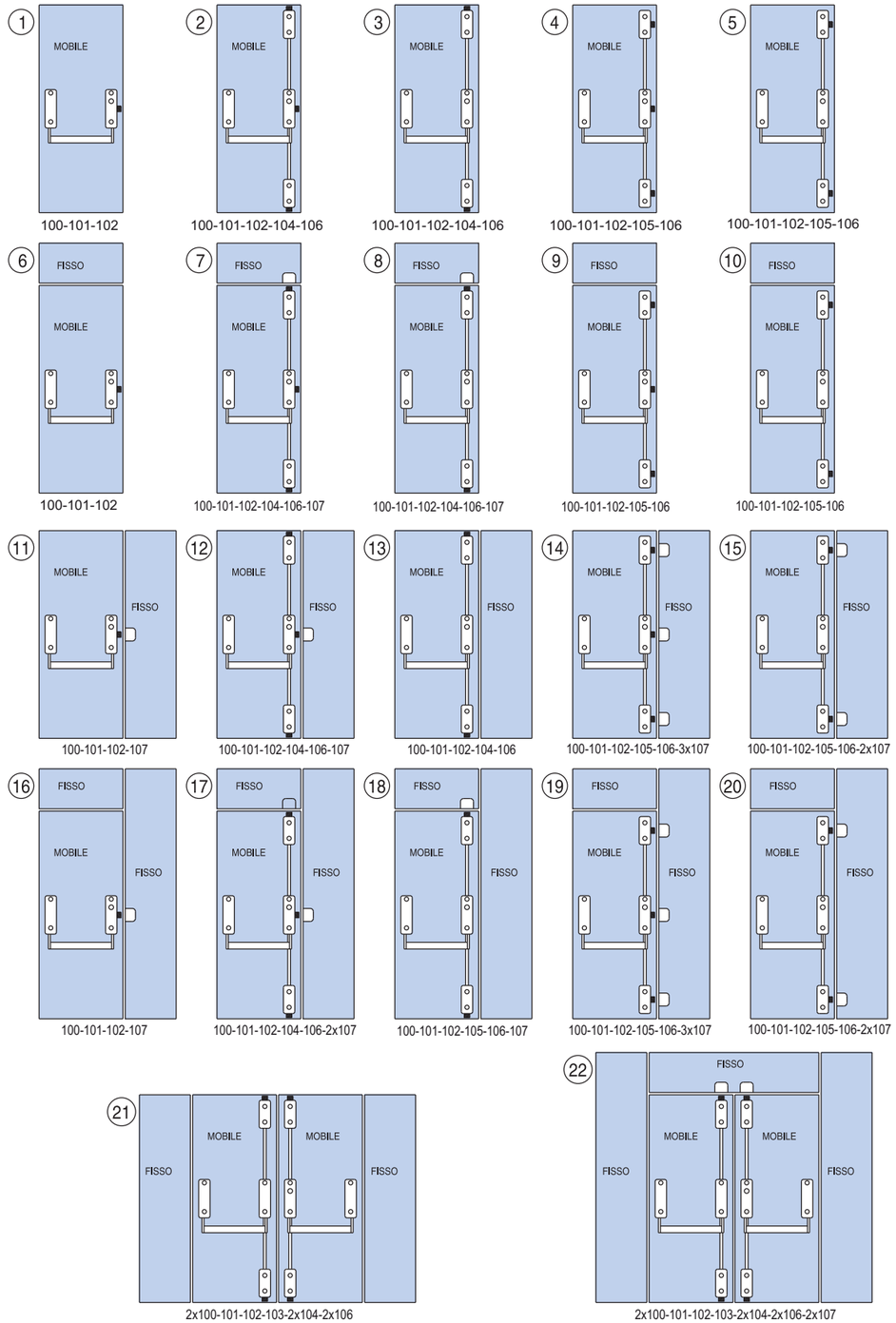

accessori

Accessories
Zubehör

accessori

Accessories - Zubehör

V-511
Nicchia scorrevole quadra con fori nel vetro.
Square sliding door-handle with holes in the glass.
Glasschiebetürmuschel Quadrat mit Bohrungen im Glas.

V-510
Nicchia scorrevole quadra piccola con fori nel vetro.
Square sliding door-handle small with holes in the glass.
Glasschiebetürmuschel Quadrat klein mit Bohrungen im Glas.

V-506
Nicchia a tirare Minima per Scorrevole.
Sliding door-handle Minima for glass sliding door.
Glasschiebetürmuschel Minima.

V-512
Nicchia tonda per scorrevole.
Sliding door-handle round.
Griffmuschel, rund.



V-522
Nicchia quadra per scorrevole.
Sliding door-handle square.
Griffmuschel quadratisch.



V-014
Guida a pavimento per scorrevole per vetro 8mm o 10mm.
Floor guide adjustable for glass 8mm or 10mm.
Bodenführung verstellbar für Glas 8mm od. 10mm.



V-012
Guida a pavimento per scorrevole per vetro 8/10mm.
Floor guide adjustable for glass 8/10mm.
Bodenführung verstellbar für Glas 8/10mm.

Pomolo knob Knopf
V-1056 Ø 60 mm - V-1056-2 Ø 50 mm

Pomolo knob Knopf
V-019 Ø 44 mm



Pomolo knob Knopf
V-013 Ø 50 mm



Pomolo knob Knopf
V-1105 Ø 55 mm

Pomolo knob Knopf
Knob 52 Inox Ø 38-50 mm



Pomolo knob Knopf
Knob 54 Inox Ø 50 mm

Pomolo knob Knopf
V-024-25 Ø 25 mm

Pomolo knob Knopf
V-024-38 Ø 38 mm

Accessori

V-017
Morsetto tondo per vetri fissi o scale.
Clamp for fixed glass panels or for stairs glass panels.
Glashalter für feste Glasplatten oder für Glastreppen.

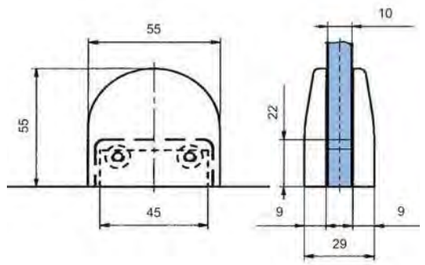

Cricchetti.
Roller bolt.
Türschnäpper.

V-025

V-028

V-026

V-029

V-027

Fermaporta.
Door stops.
Türstopper.

01999 Inox
Ø 57,2 H 63

02002 Inox
Ø 32 H 37

Prolunga per 011999
Rubber riser for 01999
Verlängerung für 01999

01020
Ø 57 H 10

02003 Inox
Ø 25 H 78

Catenaccioli per porta doppia.
Locking bolts for double door.
Feststeller und Türschnäpper für 2-FLG.

Cilindri.
Cylinders.
Zylinder.

V-010
Morsetto per scorrevole vetro 8/10 mm senza fori nel vetro.
Clamp for sliding glass door 8/10 mm without glass preparation.
Klemmschuh für Ganzglasschiebetür 8/10 mm ohne Glasbearbeitung (Bohrungen, Fräsungen).

V-011
Morsetto per scorrevole vetro 8/10 mm con fori nel vetro.
Clamp for sliding glass door 8/10 mm with glass preparation.
Klemmschuh für Ganzglasschiebetür 8/10 mm mit Glasbearbeitung.

Distanziatori.
Glass spacers.
Punktbefestigungen.

V-050

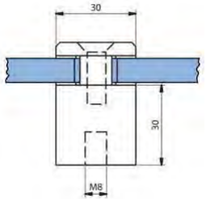

V-051

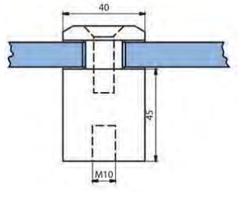

altre applicazioni



pensiline in vetro
Glass canopy system
Vordach System

balaustre, parapetti, scale
Railings, balauster posts
Geländersysteme, Geländerpfosten

box doccia
Showers box
Duschkabinen

referenze
References
Referenzen

pensiline in vetro

Glas canopy system - Vordach System

Le pensiline Metalglas sono disponibili in diverse misure e portate, grazie alle barre tiranti regolabili le pensiline possono essere allineate di +/- 20 mm. a montaggio vetri eseguito. L'angolo della pensilina può essere regolato con le barre tiranti di +/- 5°.
Per il fissaggio sono da utilizzare viti adeguate.

The canopies Metalglas are available in different sizes and overhangs, With the continuously adjustable connecting rods the canopy can be aligned accurately +/- 20 mm. in mounted condition. The slope of the roof can be adjusted +/- 5° by revolving the connecting rod. For the assembly suitable fastening screws have to be used.

Die Vordächer Metalglas sind in Verschiedenen Größen bzw. Ausladungen erhältlich. Durch die stufenlos verstellbaren Zugstangen zu +/- 20 mm exakt ausgerichtet werden. Die Neigung kann somit durch das Drehen der Zugstange +/- 5° eingestellt werden.
Für die Montage sind geeignete Befestigungsschrauben zu verwenden.

Inclinazione pensilina - Slope of the roof - Dachneigung: max 10°
Inclinazione barra tirante - Slope of the rod - Neigung Zugstange: 30° - 46°

OPEN SKY Set SMALL

ART. LG-41VS45
Vetro - *Glass - Glas*: 2 x 8 mm
Stratificato temperato - *heat strengthened glass - TVG*
Fori vetro - *Glass holes - Lochbohrungen: 22 mm.*

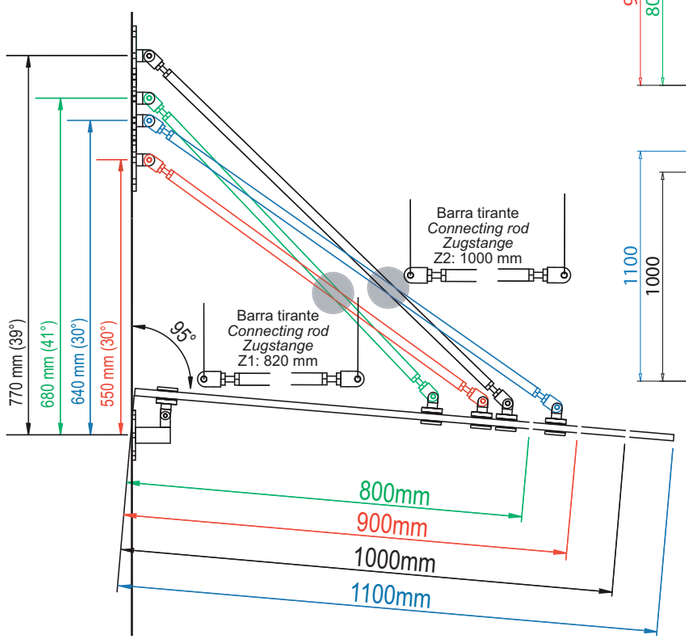

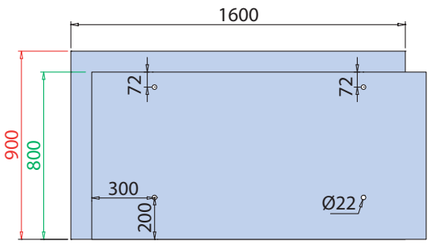

OPEN SKY Set MEDIUM

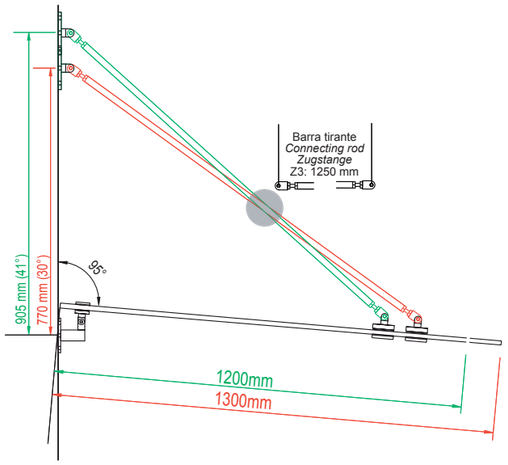

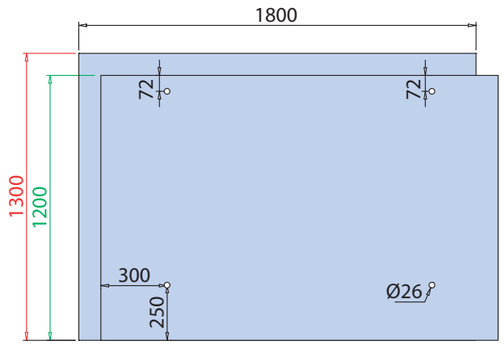

ART. LG-41VM60
Vetro - *Glass* - *Glas*: 2 x 10 mm
Stratificato temperato - *heat strengthened glass - TVG*
Fori vetro - *Glass holes - Lochbohrungen: 26 mm.*

OPEN SKY Set LARGE

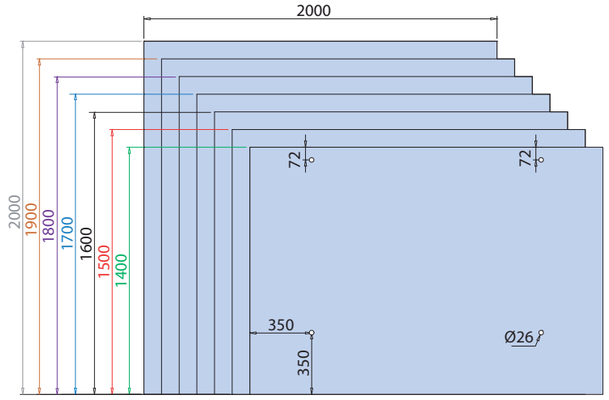

ART. LG-41VL80
Vetro - *Glass* - *Glas*: 2 x 10 mm
Stratificato temperato - *heat strengthened glass - TVG*
Fori vetro - *Glass holes - Lochbohrungen: 26 mm.*

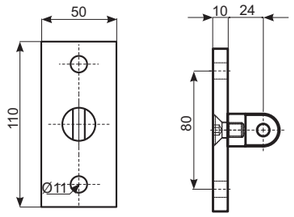

Art. LG-41VS10
- Piastra di fissaggio superiore uguale per tutti e 3 i set
- *Upper fastening plate suitable for all 3 sets*
- *Befestigungsplatte oben passend für alle 3 Sets*

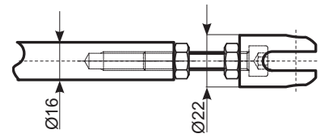

Art. LG-41VS20
- Barra tirante con attacco nelle lunghezze Z1-Z5 o a richiesta
- *Connecting rod with yoke, please quote requested length Z1-Z5 or special size*
- *Zugstange mit Gabel, bitte gewünschte Länge Z1-Z5 oder Sondergröße angeben*

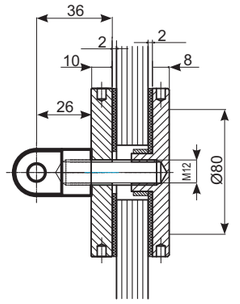

Art. LG-41VL30
- Fissaggio a punto ø 80 mm. con attacco per set OPEN-Sky LARGE
- *Point fitting Ø80 mm with mounting link for canopy set OPEN-Sky LARGE*
- *Punkhalter Ø80 mm mit Lasche für Vordach-Set OPEN-Sky MEDIUM*

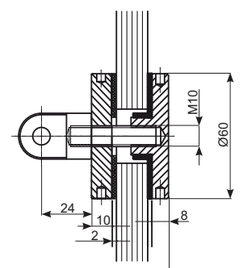

Art. LG-41VM30
- Fissaggio a punto ø 60 mm. con attacco per set OPEN-Sky MEDIUM
- *Point fitting Ø60 mm with mounting link for canopy set OPEN-Sky MEDIUM*
- *Punkhalter Ø60 mm mit Lasche für Vordach-Set OPEN-Sky MEDIUM*

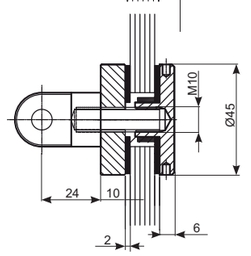

Art. LG-41VS30
- Fissaggio a punto ø 45 mm. con attacco per set OPEN-sky SMALL
- *Point fitting Ø45 mm with mounting link for canopy set OPEN-Sky SMALL*
- *Punkhalter Ø45 mm mit Lasche für Vordach-Set OPEN-Sky SMALL*

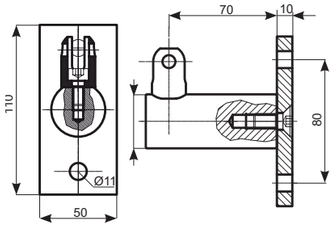

Art. LG-41VS40
- Piastra di fissaggio inferiore uguale per tutti e 3 i set
- *Lower fastening plate suitable for all 3 sets*
- *Befestigungsplatte unten passend für alle 3 Sets*

pensiline in vetro sky/ecosky

Glas canopy system Sky - Vordach System Sky

Le pensiline Metalglas sono disponibili in diverse misure e portate, grazie alle barre tiranti regolabili le pensiline possono essere allineate di +/- 20 mm. a montaggio vetri eseguito. L'angolo della pensilina può essere regolato con le barre tiranti di +/- 5°.
Per il fissaggio sono da utilizzare viti adeguate.

The canopies Metalglas are available in different sizes and overhangs, With the continuously adjustable connecting rods the canopy can be aligned accurately +/- 20 mm. in mounted condition. The slope of the roof can be adjusted +/- 5° by revolving the connecting rod. For the assembly suitable fastening screws have to be used.

Die Vordächer Metalglas sind in Verschiedenen Größen bzw. Ausladungen erhältlich. Durch die stufenlos verstellbaren Zugstangen zu +/- 20 mm exakt ausgerichtet werden. Die Neigung kann somit durch das Drehen der Zugstange +/- 5° eingestellt werden.
Für die Montage sind geeignete Befestigungsschrauben zu verwenden.

pensiline in vetro sky/ecosky

Tipologie di applicazione - Application typologies
Kompositionsmöglichkeiten



ECOSKY set 1 Small

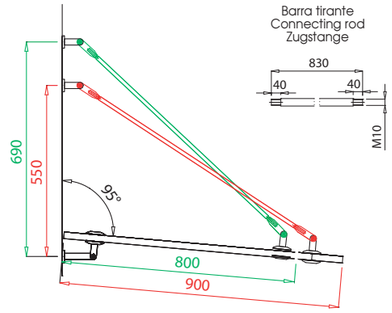

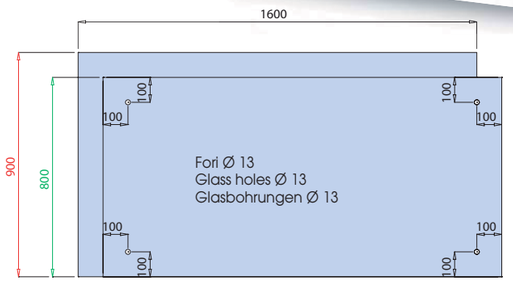

Vetro / Glass / Glas: 2 x 8
Stratificato temperato / Heat strengthened glass / TVG
Fori vetro / Glass holes / Lochbohrungen: 20 mm

ECOSKY set 2 Small

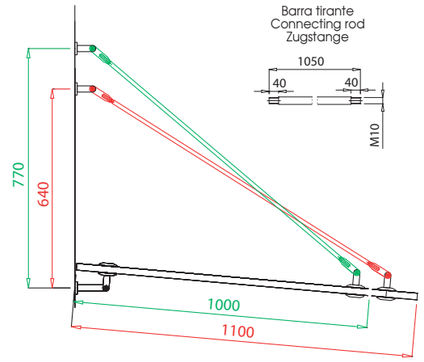

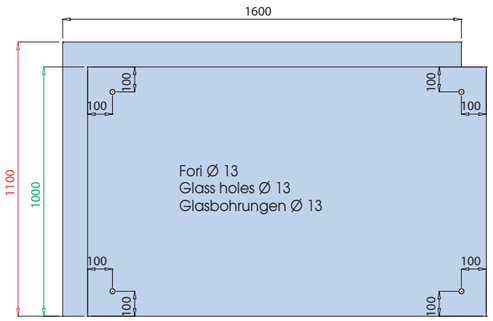

Vetro / Glass / Glas: 2 x 8
Stratificato temperato / Heat strengthened glass / TVG
Fori vetro / Glass holes / Lochbohrungen: 20 mm

ECOSKY set 3 Medium

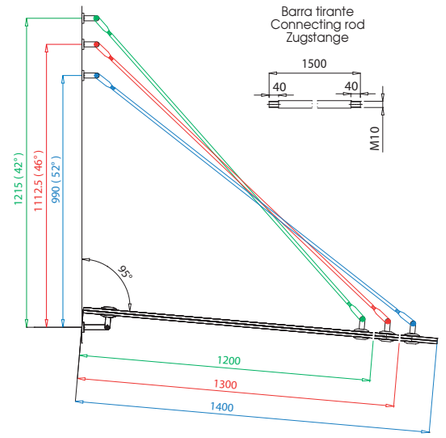

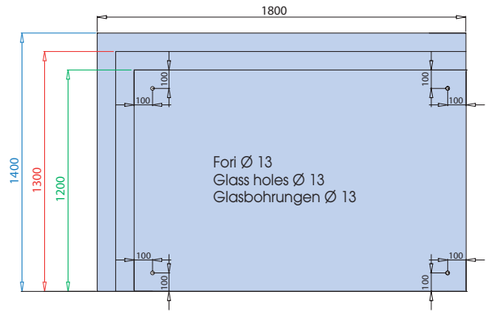

Vetro / Glass / Glas: 2 x 8
Stratificato temperato / Heat strengthened glass / TVG
Fori vetro / Glass holes / Lochbohrungen: 20 mm

pensiline in vetro sky/ecosky

Tipologie di applicazione - Application typologies - Kompositionsmöglichkeiten

SKY M10 set 4

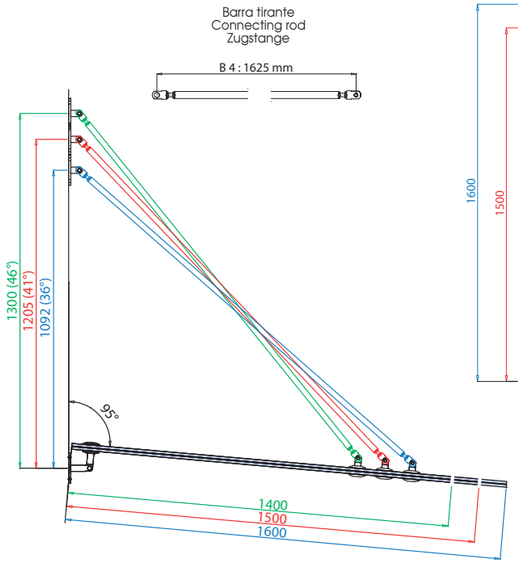

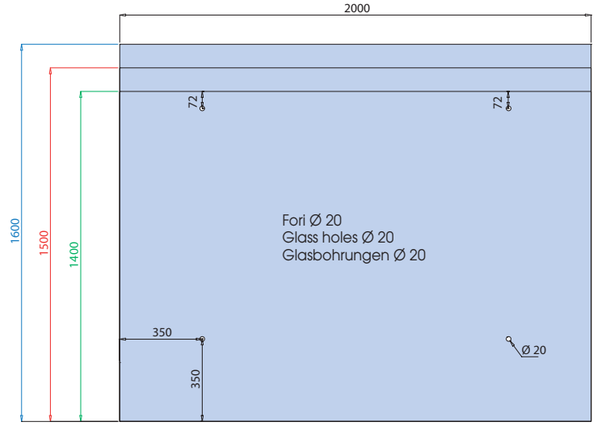

Vetro / Glass / Glas: 2 x 10
Stratificato temperato / Heat strengthened glass / TVG
Fori vetro / Glass holes / Lochbohrungen: 20 mm

SKY M10 set 5

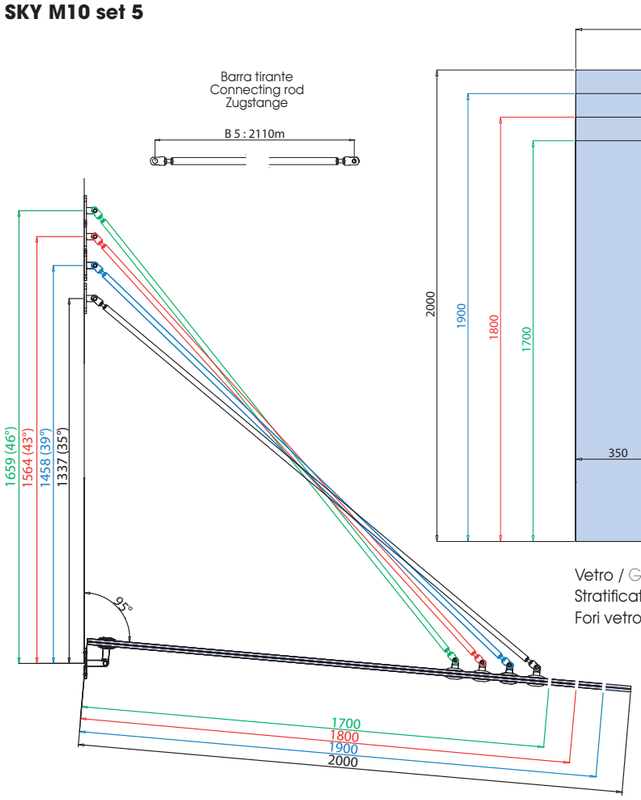

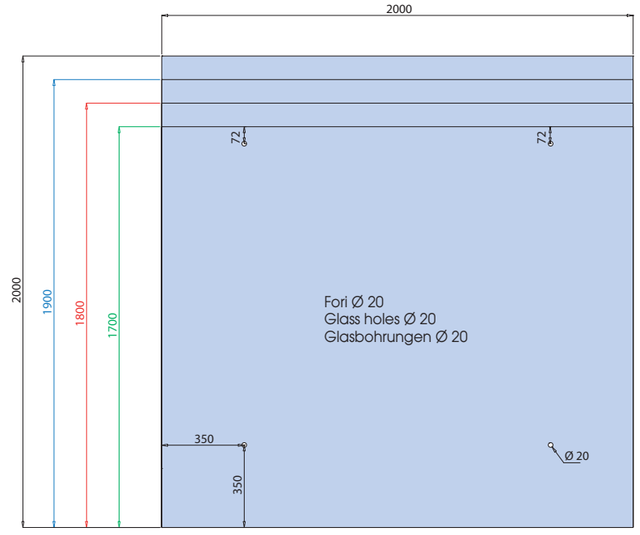

Vetro / Glass / Glas: 2 x 10
Stratificato temperato / Heat strengthened glass / TVG
Fori vetro / Glass holes / Lochbohrungen: 20 mm

FORATURE VETRO CON FISSAGGIO A 2 VIE
GLASS PREPARATION FOR 2 POINTS CONNECTOR
GLAS BEARBEITUNG FÜR 2-ARM PUNKTHALTER

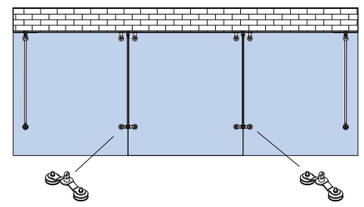

S-106

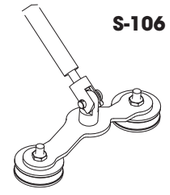

lunghezza vetro da 1400 a 1500
glass from 1400 to 1500
Glas von 1400 bis 1500

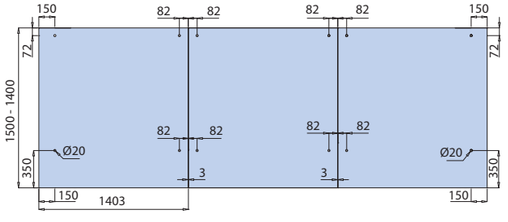

lunghezza vetro da 800 a 1400
glass from 800 to 1400
Glas von 800 bis 1400

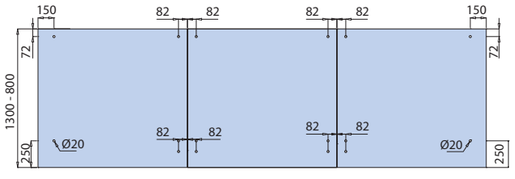

Pensiline ad angolo
Corner canopies
Eck-Vordäcker

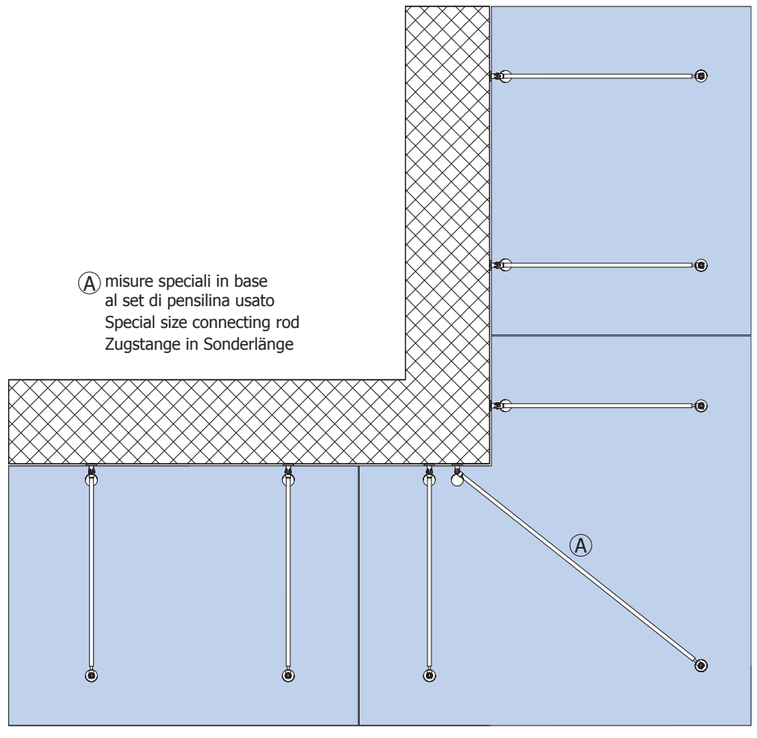

pensiline in vetro sky/ecosky

Componenti - Components - Einzelteile

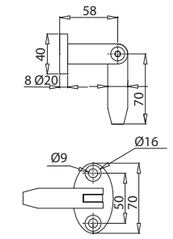

ES-G2083E3
Punto di fissaggio superiore
per Ecosky set 1, set 2, set 3.
Upper fastening point
for Ecosky set 1, set 2, set 3.
Befestigugspunkt oben
für Ecosky set 1, set 2, set 3.

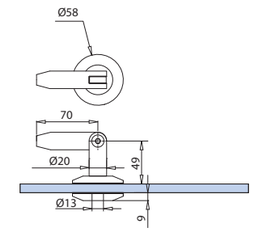

ES-G2083E2
Fissaggio a punto Ø 58
per Ecosky set 1, set 2, set 3.
Fissaggio a punto sul vetro
Ø 58 mm.
Point fitting Ø 58 for Ecosky set 1,
set 2, set 3. Point fitting Ø 58 mm.
Punkthalter Ø 58 für Ecosky set 1,
set 2, set 3. Punkthalter Ø 58 mm.

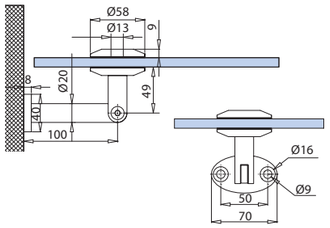

ES-G2083E1
Punto di fissaggio inferiore
per Ecosky set 1, set 2, set 3.
Lower fastening point
for Ecosky set 1, set 2, set 3.
Befestigugspunkt unten
für Ecosky set 1, set 2, set 3.

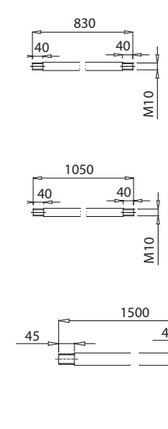

ES-G2083E - B1 (830 mm)
Barra tirante lunghezza standard
per Ecosky set 1.
Connecting rod standard length
for Ecosky set 1.
Zugstange Lagerlänge
für Ecosky set 1.

ES-G2083E - B2 (1050 mm)
Barra tirante lunghezza standard
per Ecosky set 2.
Connecting rod standard length
for Ecosky set 2.
Zugstange Lagerlänge
für Ecosky set 2.

ES-G2083E (1500 mm)
Barra tirante lunghezza standard
per Ecosky set 3.
Connecting rod standard length
for Ecosky set 3.
Zugstange Lagerlänge
für Ecosky set 3.

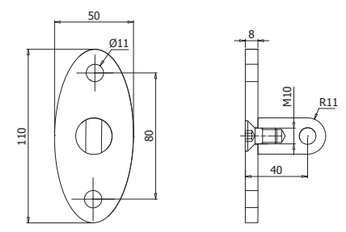

S-100
Piastra di fissaggio superiore
per Sky set 4 e set 5.
Upper fastening plate suitable
for Sky set 4, set 5.
Befestigugsplatte oben passend
für Sky set 4, set 5.

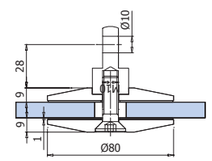

S-102
Fissaggio a punto Ø 80 con
attacco per Sky set 4, set 5.
Point fitting Ø 80 mm with
mounting link for canopy Sky set
4, set 5.
Punkhalter Ø 80 mm
mit Lasche für Sky
Vordach-Set 4, Set 5.

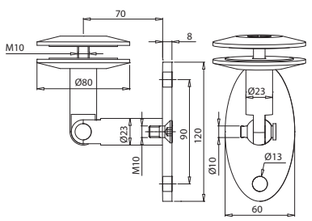

S-104
Piastra di fissaggio inferiore
uguale per i set Sky set 4, set 5.
Lower fastening plate suitable
for Sky set 4, set 5.
Befestigugsplatte
unten passend für Sky
set 4, set 5.

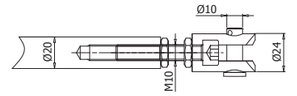

B4-B5
Barra tirante lunghezza standard
1625 mm (B4)
2110 mm (B5) per Sky set 4 e set 5.
Connecting rod standard length
1625 mm (B4) 2110 mm (B5)
for Sky set 4, set5.
Zugstange Lagerlänge
1625 mm (B4) 2110 mm (B5) mm
für Sky set 4, set 5.

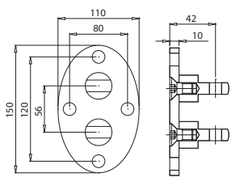

S-105
Piastra di fissaggio superiore
con doppio aggancio.
Upper fastening plate with 2 eye
links.
Befestigugsplatte oben mit 2
Ösen.

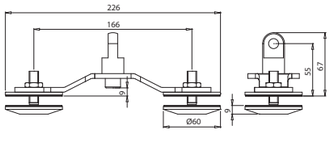

S-106
Punto di fissaggio a 2 vie doppio
aggancio Ø 60.
Connector for 2 fixed point fittings
Ø 60.
2-arm Punkthalter Ø 60.



balaustre - parapetti - scale

Fissaggi a punto - Point fittings - Punkthalterungen

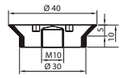

ART. TA-010
Tappo di fissaggio in acciaio inox con guarnizione in nylon nera da Ø 40 x 10 mm. h con filetto interno M10, foro nel vetro Ø 31/31,5 mm. - svasatura 45° profonda 5 mm.
Punkthalter aus Edelstahl matt mit Gummi , Ø 40 mm x H 10 mm , Gewinde M10 Glasbohrung 31 – 31,5 mm mit Senkung 5x45°.
Pointfitting in stainless steel with gasket , Ø 40 mm x H 10 mm , thread M10 , glass hole 31 – 31,5 mm with countersunk 5x45°

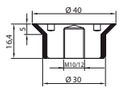

ART. TA-011/10MA
TA-011/12MA
Tappo di fissaggio in acciaio inox con guarnizione in nylon nera da Ø4 x 16,4 h. con filetto interno M10 0 M12 - foro nel vetro Ø 31/31,5 - svasatura 45° profonda 5 mm.
Punkthalter aus Edelstahl matt mit Gummi , Ø 40 mm x H 16,4 mm , Gewinde M10 od. M12 Glasbohrung 31 – 31,5 mm mit Senkung 5x45°
Pointfitting in stainless steel with gasket , Ø 40 mm x H 16,4 mm , thread M10 or M12, glass hole 31 – 31,5 mm with countersunk 5x45°

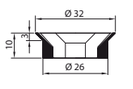

ART. TA-012
Tappo di fissaggio in acciaio inox con guarnizione in nylon nera Ø 32 x 19 h. - per vite a testa svasata M8 - foro nel vetroØ 26,5/27 mm. - svasatura 45° profonda 3 mm.
Punkthalter aus Edelstahl matt mit Gummi , Ø 32 mm x H 10 mm , für Schraube M8 Glasbohrung 26,5 – 27 mm mit Senkung 3x45°
Pointfitting in stainless steel with gasket , Ø 32 mm x H 10 mm , for screw M8 , glass hole 26,5 – 27 mm with countersunk 3x45°.

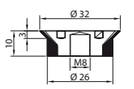

ART. TA-013
Tappo di fissaggio in acciaio inox con guarnizione in nylon nera Ø 32 x 10 mm h. - con filetto interno M8 - foro nel vetro Ø 26,5/27 mm. - svasatura 45° profonda 3 mm.
Punkthalter aus Edelstahl matt mit Gummi , Ø 32 mm x H 10 mm , Gewinde M8 Glasbohrung 26,5 – 27 mm mit Senkung 3x45°.
Pointfitting in stainless steel with gasket , Ø 32 mm x H 10 mm , thread M8 , glass hole 26,5 – 27 mm with countersunk 3x45°.

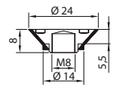

ART. TA-014
Tappo di fissaggio in acciaio inox con guarnizione in nylon nera Ø 24 x 8 mm h. - con filetto interno M8 - foro nel vetro Ø 14,5/15 mm. - svasatura 45° profonda 5,5 mm.
Punkthalter aus Edelstahl matt mit Gummi , Ø 24 mm x H 8 mm , Gewinde M8 Glasbohrung 14,5 – 15 mm mit Senkung 5,5x45°.
Pointfitting in stainless steel with gasket , Ø 24 mm x H 8 mm , thread M8 , glass hole 14,5 – 15 mm with countersunk 5,5x45°.

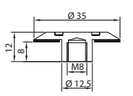

ART. TA-015
Tappo di fissaggio in acciaio inox con guarnizione in nylon nera Ø 35 x 12 mm h. - con filetto interno M8 - foro nel vetro Ø 16 mm.
Punkthalter aus Edelstahl matt mit Gummi , Ø 35 mm x H 12 mm , Gewinde M8 Glasbohrung 16 mm
Pointfitting in stainless steel with gasket , Ø 35 mm x H 12 mm , thread M8 , glass hole 16 mm.

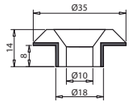

ART. TA-016
Tappo di fissaggio in acciaio inox con guarnizione in nylon nera, Ø 35 x 14 mm h. - con filetto interno M10 - foro nel vetro Ø 22 mm.
Punkthalter aus Edelstahl matt mit Gummi , Ø 35 mm x H 14 mm , Gewinde M10 Glasbohrung 22 mm
Pointfitting in stainless steel with gasket , Ø 35 mm x H 14 mm , thread M10 , glass hole 22 mm.

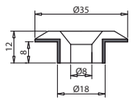

ART. TA-017
Tappo di fissaggio in acciaio inox con guarnizione in nylon nera, Ø 35 x 12 mm h. - con filetto interno M8 - foro nel vetro Ø 22 mm.
Punkthalter aus Edelstahl matt mit Gummi , Ø 35 mm x H 12 mm , Gewinde M8 Glasbohrung 22 mm
Pointfitting in stainless steel with gasket , Ø 35 mm x H 12 mm , thread M8 , glass hole 22 mm.

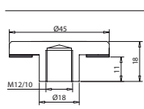

ART. TA-018/10MA
TA-018/12MA
Tappo di fissaggio in acciaio inox con guarnizione in nylon nera, Ø 45 x 18 mm h. - con filetto interno M10 o M12 - foro nel vetro Ø 22 mm.
Punkthalter aus Edelstahl matt mit Gummi , Ø 45 mm x H 18 mm , Gewinde M10 / M12 Glasbohrung 22 mm
Pointfitting in stainless steel with gasket , Ø 45 mm x H 18 mm , thread M10 or M12 , glas hole 22 mm.

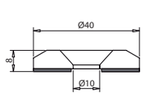

ART. TA-019
Tappo di fissaggio in acciaio inox con guarnizione in nylon nera, Ø 40 x 8 mm h. - per vite a testa svasata M10 - foro nel vetro Ø 15 mm.
Punkthalter aus Edelstahl matt mit Gummi , Ø 40 mm x H 8 mm ,für Schraube M10, Glasbohrung 15 mm
Pointfitting in stainless steel with gasket , Ø 40 mm x H 8 mm ,for screw M10 , glass hole 15 mm.

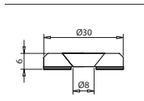

ART. TA-020
Tappo di fissaggio in acciaio inox con guarnizione in nylon nera, Ø 30 x 6 mm h. - per vite a testa svasata M8 - foro nel vetro Ø 15 mm.
Punkthalter aus Edelstahl matt mit Gummi , Ø 30 mm x H 6 mm ,für Schraube M8, Glasbohrung 15 mm
Pointfitting in stainless steel with gasket , Ø 30 mm x H 6 mm ,for screw M8 , glass hole 15 mm.

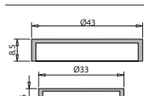

ART. TA-021/8MA
TA-021/10MA
Copertura per tappo con vite a vista M8/M10
Abdeckung aus Edelstahl matt für sichtbare Schrauben M8/M10.
Covers in stainless steel for visible screws M8/M10.

balaustre - parapetti - scale

Distanziatori - Point fittings - Punkthalterungen

Gradini in vetro - Glass steps - Stufen in Glas

ART. V-050
Distanziatore Ø 30 x 30
Materiale: acciaio inox
Filetto M8
Foro nel vetro 18 mm.
Punkthalter 30x30 mm
Material : Edelstahl
Gewinde M8 , Glasbohrung 18 mm
Fix point spacer 30x30 mm
material : stainless steel
thread M8 , glass hole 18 mm

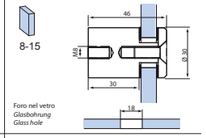

ART. V-051
Distanziatore Ø 40 x 45
Materiale: acciaio inox
Filetto M8
Foro nel vetro 24 mm.
Punkthalter 40x45 mm
Material : Edelstahl
Gewinde M8 , Glasbohrung 24 mm
Fix point spacer 40x45 mm
material : stainless steel
thread M8 , glass hole 24 mm

ART. V-052
Distanziatore Ø 40 x 25
Punkthalter 40x25 mm
Fix point spacer 40x25 mm

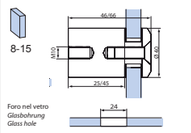

ART. V-054-S
Distanziatore regolabile Ø 40 x 43-55
con tappo svasato
Materiale: acciaio inox.
Flächenbündige Punkthalter verstellbar
Ø 40 x 43-55 mm
Material : Edelstahl
Adjustable point spacer Ø 40 x 43-55 mm , material : stainless steel

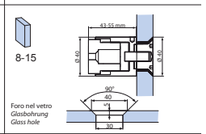

ART. V-055-S
Distanziatore con tappo svasato Ø 40 x 45
Materiale: acciaio inox.
Flächenbündige Punkthalter Ø 40 x 45 mm
Material : Edelstahl
Fix point spacer Ø 40 x 45 mm
material : stainless steel

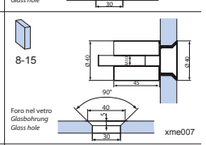

xme007

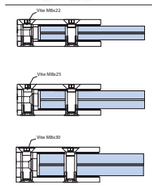

Art.V-015-6
Art.V-015-8
Art.V-015-10

Morsetto per parapetti per vetro stratificato 6+6, 8+8, 10+10

Klemmbeschlag für Geländer VSG Glas 6+6, 8+8, 10+10

Clamp for railings laminated glass 6+6, 8+8, 10+10

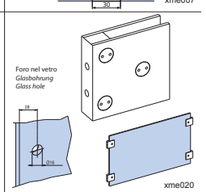

xme020

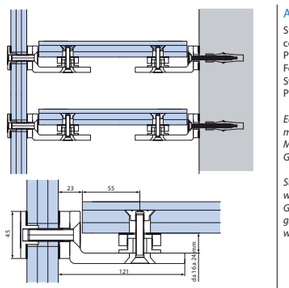



ART. V-064
Staffa per gradini in vetro in acciaio inox con fissaggio a vetro o a muro.
Piedino regolabile da 16 a 24 mm.
Foro nel vetro Ø 31/31,5
Svasatura 45°
Profondità 5 mm.

Edelstahl Halterung für Stufen in Glas mit verstellbare Aufliegebolzen 16-24 mm.
Montage an Glas oder an Wand.
Glasbohrung Ø 31/31,5 mit Senkung 5 x 45°

Stainless Steel support for glass steps with adjustable foots 16-24 mm.
Glass or wall installation
glass hole Ø 31/31,5
with countersunk 5 x 45°

20-30 mm.

ART. V-056
Distanziatore regolabile per gradini in vetro con fissaggio adesivo UV-A.
Materiale: acciaio inox.
Verstellbare Aufliegebolzen für Stufen in Glas.
Befestigung mit UV-A Klebstoff .
Adjustable foot for glass steps.
Installation with UV-A glue

20-32

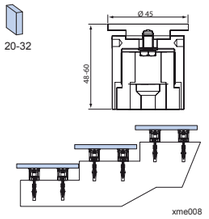

xme008

distanziatori - point fittings - Punkthalterungen

ART. PG-20
Fissaggio a punto Ø 35 mm. regolabile
Punkthalter Ø 35 mm.
verstellbar
Point fitting Ø 35 mm
adjustable.

ART. PG-21
Distanziatore multiplo da 8 mm.
Distanzhalter 8 mm.
Distance rings 8 mm.

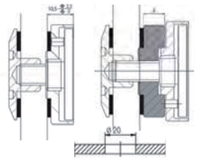

ART. LG-41AO-FLEX-40
Punto di fissaggio Ø 40 mm
n acciaio inox
per vetro stratificato
Point holder Ø 40 mm.
stainles steel
for laminated safety glass.
VSG- Punkthalter Ø 40 mm
Edelstahl

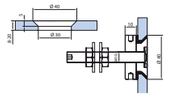

ART. LG-41AO-FLEX-45
Punto di fissaggio Ø 45 mm
n acciaio inox
per vetro stratificato
Point holder Ø 45mm.
stainles steel
for laminated safety glass.
VSG- Punkthalter Ø 45 mm
Edelstahl

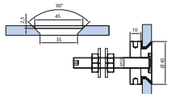

ART. LG-41AF S002
Rotula snodata 36 mm.
Point fitting 36 mm. jointed
Punkthalter 36 mm. Beweglich.

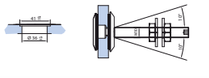

ART. LG-41AL-PUNKT-45 ST
Punto di fissaggio Ø 45 mm.
acciaio inox.
Point holder Ø 45 mm.
Stainless steel.
Punkthalter Ø 45 mm.
Edelstahl.

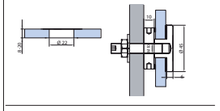

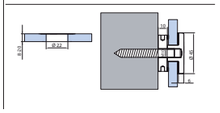

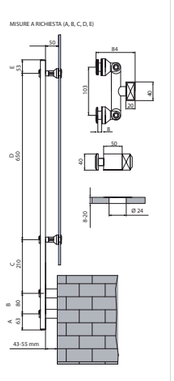

ART. V-060
Montante piatto per balaustre in vetro in acciaio inox, montate esterno soletta, con piatto inox da 40 x 20 mm.
- 2 punti di fissaggio a vetro
- Foro nel vetro Ø 24 mm.
- Altezza max da pavimento a fine vetro: 1100 mm.
- Forniti su misura a richiesta del cliente.
Geländerpfosten aus Edelstahl, für stirnseitige Montage.
- 2 Punktbefestigungen an Glas, ⍁40 x 20 Glasbohrung 24mm,
- Maximale Höhe Glas / Boden 1100 mm.
- Sondermaße auf Anfrage lieferbar.
Stainless steel baluster post with side fix bracket.
- 2 points fixing on glass, ⍁40x 20
- glass hole 24 mm
- max height glass / floor 1100 mm .
- Available custom made.

ART. V-061
Montante piatto per balaustre in vetro in acciaio inox, montate esterno soletta, con piatto inox da 40 x 20 mm.
- 4 punti di fissaggio a vetro
- Foro nel vetro Ø 24 mm.
- Altezza max da pavimento a fine vetro: 1100 mm.
- Forniti su misura a richiesta del cliente.
Geländerpfosten aus Edelstahl, für stirnseitige Montage.
- 4 Punktbefestigungen an Glas, ⍁40 x 20 Glasbohrung 24mm,
- Maximale Höhe Glas / Boden 1100 mm.
- Sondermaße auf Anfrage lieferbar,
Stainless steel baluster post with side fix bracket.
- 4 points fixing on glass, ⍁40x 20
- glass hole 24 mm
- max height glass / floor 1100 mm .
- Available custom made.

ART. V-054
Distanziatore regolabile Ø 40 x 43-55
Materiale: acciaio inox.
Punkthalter verstellbar Ø 40 x 43-55 mm
Material : Edelstahl
Adjustable point spacer Ø 40 x 43-55 mm
material : stainless steel

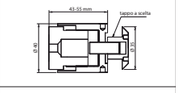

ART. V-054
Distanziatore regolabile Ø 40 x 43-55
Materiale: acciaio inox.
Punkthalter verstellbar Ø 40 x 43-55 mm
Material : Edelstahl
Adjustable point spacer Ø 40 x 43-55 mm
material : stainless steel

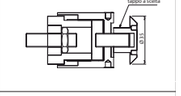

ART. V-055
Distanziatore Ø 40 x 45
Materiale: acciaio inox.
Punkthalter Ø 40 x 45 mm
Material : Edelstahl
Fix point spacer Ø 40 x 45 mm
material : stainless steel

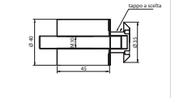

balaustre - balauster posts - Geländerpfosten

ART. V-059
Montante tondo per balaustre in vetro
in acciaio inox
con tubo Ø 33,7 x 2
2 punti fissaggio a vetro con serramontante tondo.
foro nel vetro Ø 15 mm.
altezza max d apavimento a fine vetro 1100 mm
Geländerpfosten aus Edelstahl
für stirnseitige Montage
2 Punktbefestigungen an Glas
Rohr Ø 33,7 x 2
Glasbohrung 15mm
Stainless steel baluster post with side fix bracket
2 points fixing on glass
tube Ø 33,7 x 2
glass hole Ø 15 mm
max height glass / floor 1100 mm

12-16

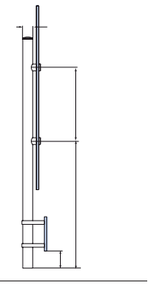

ART. V-062
Montante tondo per balaustre in vetro in acciaio inox montate su soletta con tubo Ø 33,7
2 punti di fissaggio a vetro
foro nel vetro Ø 15 mm.
altezza max da pavimento a fine vetro mm. 1000
Geländerpfosten aus Edelstahl
für Aufbau
2 Punktbefestigungen an Glas
Rohr Ø 33,7 x 2
Glasbohrung 15mm
Maximale Höhe Glas / Boden 1000 mm
Stainless steel surface fix baluster post
2 points fixing on glass
tube Ø 33,7 x 2
glass hole Ø 15 mm
max height glass / floor 1000 mm.

12-16

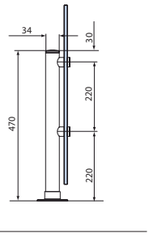

ART. V-063
Montante tondo per balaustre in vetro
in acciaio inox montate esterno soletta con 2 punti di fissaggio a vetro
foro nel vetro Ø 15 mm.
Geländerpfosten aus Edelstahl
für stirnseitige Montage
2 Punktbefestigungen an Glas
Glasbohrung Ø 15mm
Stainless steel baluster post
with side fix bracket
2 points fixing on glass
glass hole Ø 115 mm

12-16

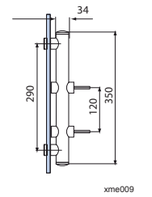

xme009

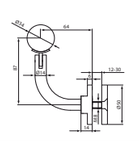

ART. V-065-1
Sostegno per corrimano con snodo
in acciaio inox
tondo Ø 14 per tubo Ø 34
con fissaggio a vetro
foro nel vetro Ø 20
Handlaufstütze variabel, für Glasmontage
Für Rohr Ø 34 mm. Glasbohrung 20 mm
Adjustable handrail bracket for glass assembly.
For tube Ø 34mm
glass hole Ø 20 mm

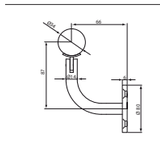

ART. V-065-2
Sostegno per corrimano con snodo
in acciaio inox
tondo Ø 14
per tubo Ø 34
fissaggio a muro
Handlaufstütze variabel
für Wandbefestigung
Für Rohr Ø 34 mm .
Adjustable handrail bracket for wall
For tube Ø 34mm

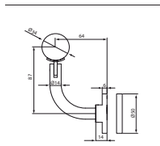

ART. V-065-3
Sostegno per corrimano con snodo
in acciaio inox
tondo Ø 14
per tubo Ø 34
fissaggio a vetro con adesivo UV-A
Handlaufstütze variabel
für Glasmontage
mit UV-A Klebstoff
Für Rohr Ø 34 mm .
Adjustable handrail bracket for glass assembly with UV-A glue
For tube Ø 34mm

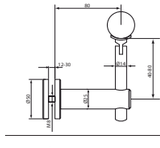

ART. V-066-1
Sostegno per corrimano con snodo
in acciaio inox con regolazione in altezza
per tubo Ø 34 - fissaggio a vetro
foro nel vetro Ø 20 mm.
Handlaufstütze variabel
für Glasmontage mit flexible Höheneinstellung
Für Rohr Ø 34 mm - Glasbohrung 20 mm
Adjustable handrail bracket for glass assembly with flexible height adjustment
For tube Ø 34 mm
glass hole Ø 20 mm

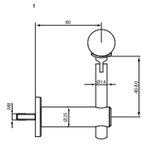

ART. V-066-2
Sostegno per corrimano con snodo
in acciaio inox
con regolazione in altezza
per tubo Ø 34
fissaggio a muro
Handlaufstütze variabel für Wandbefestigung mit flexible Höheneinstellung
Für Rohr Ø 34 mm
Glasbohrung 20 mm
Adjustable handrail bracket for wall with flexible height adjustment
For tube Ø 34mm
glass hole Ø 20 mm

xme010

Pagine riassuntive; vedere manuale tecnico. Summary pages, please see our technical manual. - Übersichtsseiten, siehe technisches Handbuch

Pagine riassuntive; vedere manuale tecnico. Summary pages, please see our technical manual. - Übersichtsseiten, siehe technisches Handbuch

box doccia

Showers box - Duschkabinen

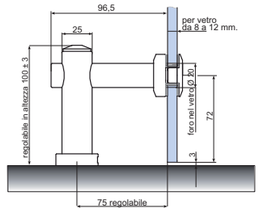

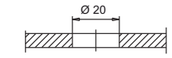

Foro vetro
Glass hole
Glasbohrung

Art. B-10
• Ragnetto muro/vetro
• *Connector glass/wall*
• *Winkelverbinder Glas/Wand*

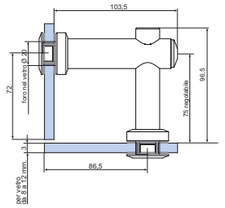

Art. B-11
• Ragnetto vetro/vetro
• *Connector glass/glass*
• *Winkelverbinder Glas/Glas*

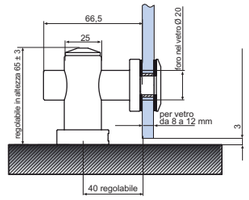

Art. B-12
• Ragnetto muro/vetro
• *Connector glass/wall*
• *Winkelverbinder Glas/Wand*

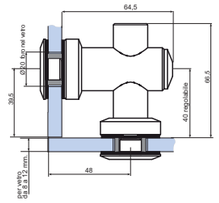

Art. B-13
• Ragnetto vetro/vetro
• *Connector glass/glass*
• *Winkelverbinder Glas/Glas*

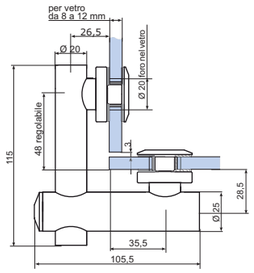

Art. B-14
• Ragnetto vetro/vetro esterno
• *External connector glass/glass*
• *Externe Winkelverbindung Glas/Glas*

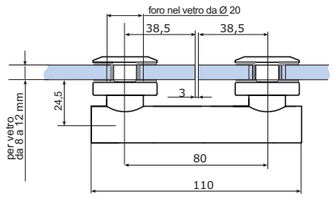

Art. B-15
• Barra di connessione 2 vetri
• *Connecting rod for 2 glass*
• *Verbinder 2 Gläser*

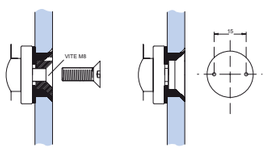

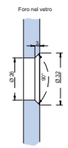

• Ragnetti disponibili anche per foro vetro svasato
• *All fittings are available also for countersunk glass hole type*
• *Winkelverbinder sind lieferbar auch mit versenkte Punkthalter*

box doccia BX-01

Showers box - Duschkabinen

Sistema scorrevole per box doccia disponibile per versioni in angolo, lineare e in nicchia.
Materiale: acciaio inox lucido.

Sliding system for showers box, available for corners, single doors or for niche installations.
Material: polished stainless steel.

Schiebetürsystem für Duschkabinen, lieferbar für Eck-, Linear und Nischenduschen. Material: Edelstahl poliert.

B-990.1
Cerniera per box doccia stop a 0° - 90° - 180°.
Clicking hinge for showers boxes stop 0°- 90° - 180°.
Glastürpendelband für Duschtüren Endstellung stop 0°- 90° - 180°.

Finiture-Finishes-Farbe:
Acciaio inox satinato (IX)
Satin stainless steel (IX)
Edelstahl matt (IX)

Acciaio inox lucido (IL)
Polished stainless steel (IL)
Edelstahl poliert (IL)

Acciaio inox Titanio col. ottone (PVD)
Stainless steel Titanium brass colour (PVD)
Edelstahl Titan Messing (PVD)

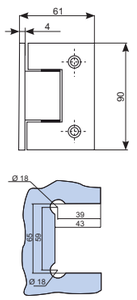

B-990.2
Cerniera a scatto per box doccia vetro/vetro (acciaio inox).
Clicking hinge in stainless steel glass/glass for showers boxes.
Glastürpendelband für Duschtüren.

Finiture-Finishes-Farbe:
Acciaio inox satinato (IX)
Satin stainless steel (IX)
Edelstahl matt (IX)

Acciaio inox lucido (IL)
Polished stainless steel (IL)
Edelstahl poliert (IL)

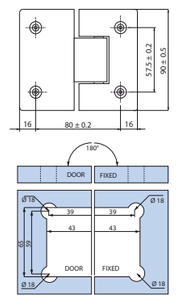

pagine tecniche

Technical pages - Technische Seiten

SERRATURE - *LOCKS - SCHLÖSSER*

Art. V-100
Art. V-200
Art. V-300
Art. V-400
Art. V-200 B
Art. V-200 economy

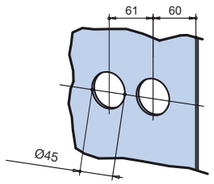

Art. V-600
Art. V-700

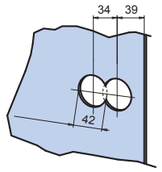

Art. V-500
Art. V-500 privacy
Art. V-504
Art. V-505
Art. V-506
Art. V-515

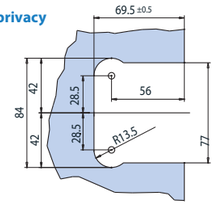



CERNIERE VERTICALI - *VERTICAL HINGES - 3-TLG BÄNDER*

Art. V-501 **Art. V-402**
Art. V-502 **Art. V-402 economy**
Art. V-507 **Art. V-509**

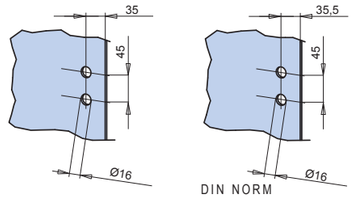

Art. V-513

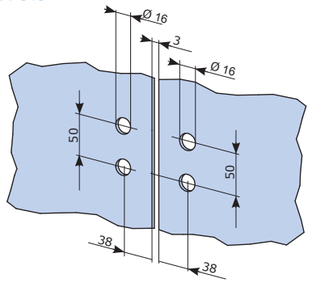

Art. V-107

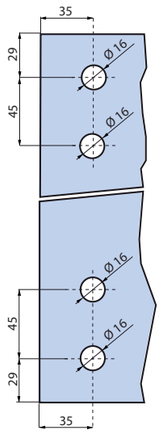

CERNIERE ORIZZONTALI - *HORIZONTAL HINGES - 2-TLG BÄNDER*

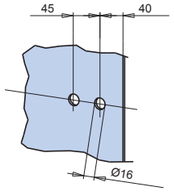

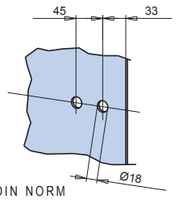

Art. V-102 **Art. V-202** **Art. V-403**
Art. V-201 **Art. V-401**
Art. V-201 economy
Art. V-202 economy

CERNIERE AUTOMATICHE - *AUTOMATIC HINGES - AUTOMATISCHE BÄNDER*

Art. V-508

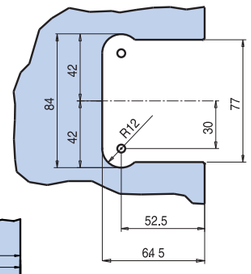

Art. V-708

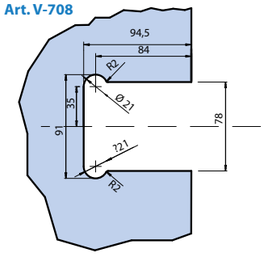

Art. V-516

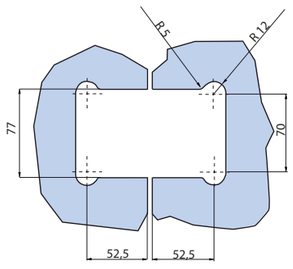

Art. V-507

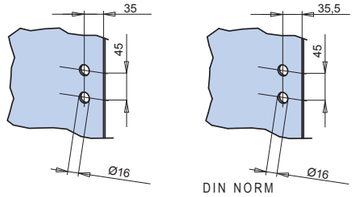

ACCESSORI - *ACCESSORIES - ZUBEHÖR*

Art. V-506

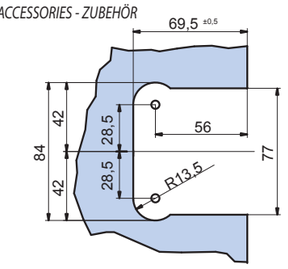

Art. V-510

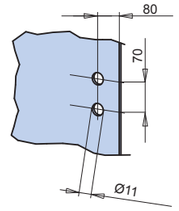

Art. V-511

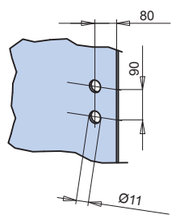

Art. V-512

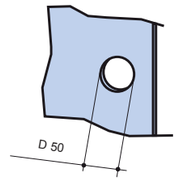

MORSETTO PER SCORREVOLE - *CLAMP - KLEMMSCHUH*

Art. V-011

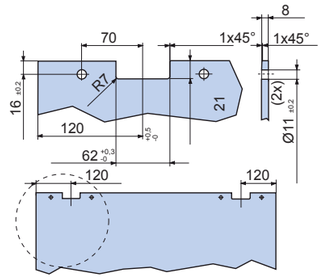

Art. V-017

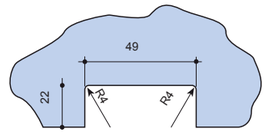

SCORREVOLI - *SLIDING SYSTEMS - SCHIEBETÜRSYSTEME*

Art. V-5000 compact

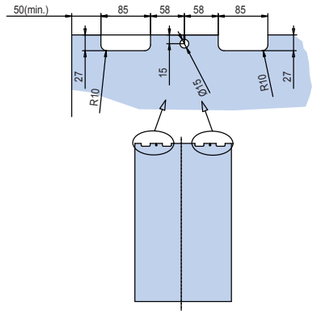

Art. V-2000 sesamo

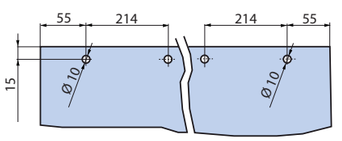

FORI VETRO OPTIONAL - HOLES IN GLASS OPTIONAL
GLASBOHRUNGEN OPTIONAL

Art. V-3000 sliding tech

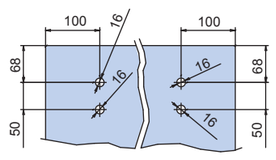

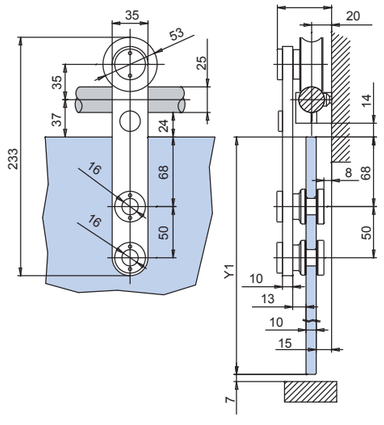

SCORREVOLI - *SLIDING SYSTEMS - SCHIEBETÜRSYSTEME*

Art. V-3100 comet

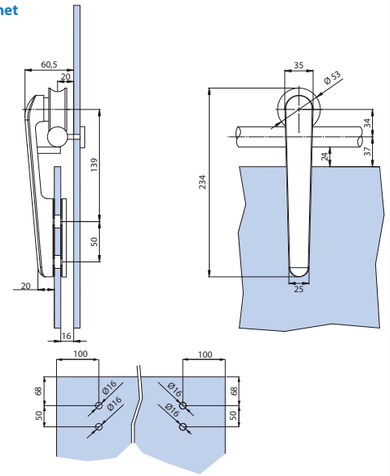

Art. V-3200 alfa

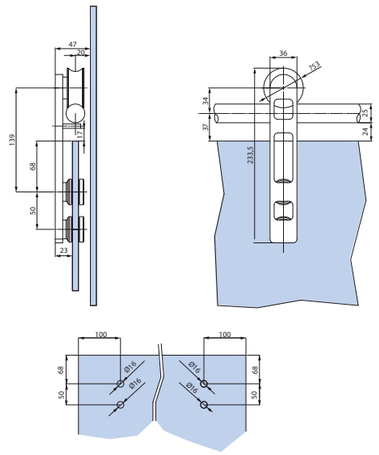

Art. V-3300 tokyo

Art. V-3400 compasso

Art. V-3500 punto

Art. V-3600 beta

Referenze
References
Referenzen

referenze

References - Referenzen

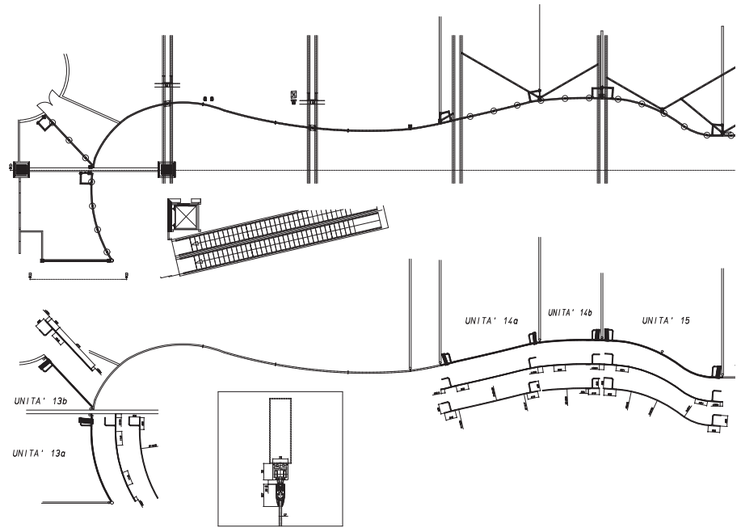

Aeroporto Marco Polo
Venezia - Italy.
Sistemi a Parcheggio PA-200.
Sliding stacking systems PA-200.
Glasschiebewandsysteme PA-200.

Aeroporto Marco Polo
Venezia - Italy.
Sistemi a Parcheggio PA-200.
Sliding stacking systems PA-200.
Glasschiebewandsysteme PA-200.

West bay lagoon
Zig Zag Towers
Doha - Qatar.
Sistemi a libro PA-250.
Folding systems PA-250.
Glas Falt Schiebewände PA-250.



Residenza privata
Roma - Italy.
Sistemi a libro L-1000.
Folding systems L-1000.
Glas Falt Schiebewände L-1000.

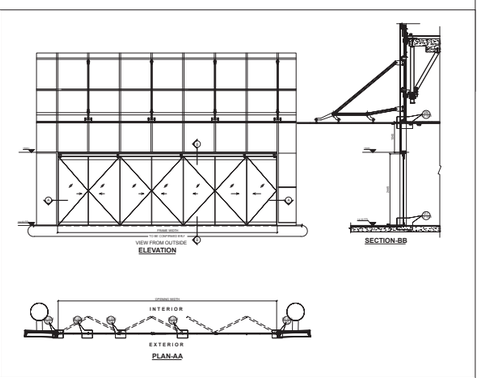

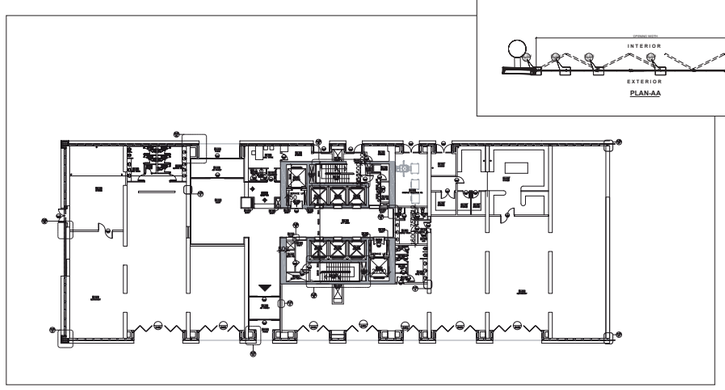

SEB Bank
Riga - Lettonia.
Pensiline Ecosky.
Glass canopies Ecosky.
Vordach Systeme Ecosky.

Pavilion coffee shop
St. Andrew Square Garden
Edinburgh - United Kingdom
Sistema scorrevole V-3OOO.
Sliding system V-3OOO.
Schiebetürsystem V-3OOO.

Altre referenze
Other references
Andere Referenzen

Uffici Mediolanum - Milano - Italy
Sede Sky - Roma - Italy
Villa Livia Ristorante - Napoli - Italy
Aereoporto Mario Mameli - Cagliari - Italy
Warwick rd Building - London - United Kingdom
Titan House Building - London - United Kingdom
City Link Building - London - United Kingdom
City Bank - Belfast - United Kingdom
Radisson Hotel - Jersey - United Kingdom
SI-Zentrum - Stuttgart - Germany
Schloss Mainau - Insel Mainau - Germany
Out of the blue Hotel - Heraklion Crete - Greece
Dome Hotel & Spa - Riga - Lettonia
Vu Hotel - New York - USA
Holland and Knight lawyers - New York - USA
Residential Project - Los Angeles - USA
Domodedovo Airport - Moscow - Russia
Luxury apartments - Moscow - Russia
Interio - St. Petersburg - Russia
Merkur Versicherung - Graz - Austria
BKS Bank - Neusiedl am See - Austria
BKS Bank - Graz - Austria
Westin Vatika - Dehli - India
BMW center - Ljublana - Slovenja
Shopping center S.OLIVER - Maribor - Slovenja
Europalace Žilina- Žilina - Slovakia

finiture

Finishes - Oberflächen

CP Cromoperla
Cromato perla
Chrome perla similar Alu
Chrom perla ähnlich Alu

CS
Cromato satinato
Satin chrome
Chrom matt

NS
Nickel satinato
Satin nickel
ähnlich Edelstahl matt

CR
Cromo lucido
Polished chrome
Chrom glänzend

OL
Ottone lucido
Polished brass
Messing poliert

AN
Alluminio anodizzato
Anodised Aluminium
Aluminium EV1

IX
Acciaio inox satinato
Satin stainless steel
Edelstahl matt

Le informazioni tecniche in questo catalogo potrebbero non sempre corrispondere con gli attuali colori, misure e dimensioni. Noi perseguiamo una politica di costante innovazione e miglioramento e ci riserviamo il diritto di modificare specifiche e disponibilità senza preavviso. Non abbiamo nessuna responsabilità per errori di stampa che possono essere occorsi nella realizzazione di questo catalogo. Essendo questo solo un catalogo grafico per la foratura del vetro bisogna fare riferimento al manuale tecnico.

Please note that the technical information included in this catalogue may not always precisely correspond with actual colours, measurements and dimensions. Wer persue a policy of constant updating and improvement and reserve the right to alter specification and availability without notice. We take no responsibility for any printing errors that might be occurred in the completion of this catalogue.

Die in diesem Katalog angegeben Maße, Abbildungen und Angaben, sind unverbindlich. Modelländerungen, Konstruktionsverbesserungen und Maßänderungen behalten wir uns vor. Erfahrungsgemäss können Drückfarben nicht immer den Farbton original getreu wiedergeben. Farbabweichungen sind daher möglich. Für Druckfehler wie auch übrige Fehler welche bei Erstellung dieses Kataloges entstanden sind, ist jede Haftung ausgeschlossen.

I nostri cataloghi specifici
Our complete catalogues
Unsere komplette Unterlagen

1 - 01/10
news 2009 & catalogo generale
Sistemi scorrevoli
Cerniere porte esterne
Maniglioni antipanico
Pensiline in vetro
news 2009 & general catalogue
Sliding Systems
Hinges for outer doors Panic exit devices
Glass canopies
news 2009 & allgemeiner Katalog
Schiebetürsysteme
Bänder für Ganzglasanlagen
Panik Stossgriffe
Glas Vordächer



3 - 09/07
Pareti mobili in vetro a parcheggio e a libro
Sliding stacking folding systems
Ganzglasschiebewände



4 - 10/06
House office
Parete uffici
Porte e stipiti in alluminio
Partition walls, aluminium frames and doors
Glastrennwände
Alu - Türen, Alu - Zargen

6 - 09/08
Manuale tecnico
Technical manual
Technisches Handbuch

7 - 10/09
News manuale tecnico 2
News technical manual 2
News technisches Handbuch 2



8 - 04/09
Catalogo novità 2009
Catalogue news 2009
Neuheiten Katalog 2009

METALGLAS srl
Via Montini, 106/A - 25067 Lumezzane S.A. - (Brescia) Italy
Tel. +39 030 829910 - Fax +39 030 8920970
www.metalglas.it - info@metalglas.it